



## NATIONAL HIGHWAYS AUTHORITY OF INDIA (Ministry of Road Transport and Highways)

Construction of Eight lane Vadodara Kim Expressway from Km 323.00 to Km 292.00 ( Sanpa to Manubar Section of Vadodara Mumbai Expressway) in the State of Gujarat under NHDP Phase - VI on Hybrid Annuity Mode (Phase IA-Package III)

### MONTHLY PROGRESS REPORT 05 FOR THE MONTH OF JULY-2019



**Client** : NATIONAL HIGHWAYS AUTHORITY OF INDIA.  
**Concessionaire** : Patel Vadodara - Kim Expressway Private Limited.  
**Independent Engineer** : Aarvee Associates Architects Engineers & Consultants Pvt. Ltd.  
**EPC Contractor** : Patel infrastructure Limited.

## **Table of Contents**

### Contents

1.0 EXECUTIVE SUMMARY .....	4
1.1 Construction progress in current month .....	4
1.2 Project Synopsis .....	5
1.3 Strip Plan (Summary).....	6
2.0 Project Overview.....	09
2.1 Salient Features of Project .....	09
2.2 Project Overview .....	10
2.3 Project Milestones .....	11
2.4 Critical Issues & Action Log .....	11
3.0 Physical Progress.....	12
3.0 A)Progress Details as per Schedule-B- Highway.....	12
3.0 B) Progress Details as per Schedule-B-Structures.....	15
3.1 Detailed Scope of Work & Physical Progress by Component .....	19
4.0 Land Acquisition and Clearance .....	35
4.1 LA Summary: A)Length Wise: .....	35
B)Area Wise:.....	38
4.2 Clearances Summary: - .....	39
4.3 Status of utility shifting: - .....	40
5.0 Change of Scope.....	41
6.0 Mobilization of Resources. ....	42
7.0 Financial Progress Details .....	43
7.1 Pen Picture - Escrow.....	43
7.2 Escrow detail .....	43
8.0 QA/QC Report. ....	44
8.1 Test conducted on site. ....	44
8.2 Weather report. ....	49
9.0 Safety Features .....	50
9. 1 Pen picture of safety features .....	50
9.2 Accident report .....	50
10.0 Review status of drawings/design reports .....	51
10.1 Structure drawing status.....	51

10.2 Highway drawing status .....	55
10.3 Review status of source approvals.....	56
Annexure-01 Correspondence details .....	60
Annexure-02 Organization Chart .....	63
Annexure-03 RFI summary.....	64
Annexure-04 S-Curve.....	70
Annexure-05 LA & Utility Status .....	71.
Annexure-06 Highway Strip Chart.....	74
Annexure-07 Structure Strip chart.....	77
Annexure-08 LAB Equipment Calibration Status.....	106
Annexure-9 Project photographs.....	108
Annexure-10 Monthly Monitoring of On-going works For CGM (Tech.).....	117

## 1.0 EXECUTIVE SUMMARY

The Patel Vadodara - Kim Expressway Private Limited. has been awarded Construction of Eight Lane Vadodara Kim Expressway from Km 323.00 to Km 292.00 (Sanpa to Manubar)Section of Vadodara Mumbai Expressway) in the State of Gujarat Under NHDP Phase - VI on Hybrid Annuity Mode (Phase IA- Package III).

The road passes through plain and rolling terrain. Land use is mostly agricultural with Black Cotton soil. The entire length of the project road falls in the state of Gujarat under Bharuch Districts. The Function of expressway is to cater for movement of heavy volumes of motor traffic at high speeds. They connect major points of traffic generation and are intended to serve trips of medium and long length between large residential areas, industrial or commercial concentrations, and the central business district. They are divided highways with high standards of geometric and full or partial control of access and provided generally with grade separation at intersections. Parking, loading and unloading of goods and passengers and pedestrian traffic are not permitted on these highways.

This report covers the activities for the month of July 2019. The Embankment work of the main carriageway is started and 21.321 Km of work is in progress. The overall Physical progress as on 31<sup>st</sup> July 2019 is assessed to be approximately 17.21%. The financial progress achieved 31<sup>st</sup> July 2019 is assessed to be 18.25 %.

The Project involves the Eight Lane new alignment with divided carriageway having total 119 structures which include 1-ROB, 1-Flyover, 1-VOP, 3-MJBs.

The Major National Highways and State Highways intersecting the project corridor are NH-228, SH-161.

### 1.1 Construction progress in current month

Key reporting metrics	Value/ %/ Amount
Scheduled Physical Progress (%)	18.28 %
Cumulative Physical Progress up to current month (%)	17.21 %
Physical Progress during current month (%)	4.08 %
Financial progress (%)	18.25 %
Cumulative Expenditure till date (Rs Cr)	281.96 Cr.
Tests passed as % of total tests witnessed by IE	
Number of pending COS proposals	NIL
Amount for pending COS (Rs Cr)	NIL

## 1.2 Project Synopsis

National Highways Authority of India plans to undertake the Construction of new alignment 8-lane from Sanpa to Manubar from Km 323.00 to Km 292.00 in the State of Gujarat under NHDP Phase-VI on Hybrid Annuity Mode (Length 31.00 Km.) – Package III.

The project involves new alignment from Km 323.00 to Km 292.00 the 8-lane divided carriageway. It includes the construction of bridges, intersections, Connecting roads, culverts and related infrastructure, and the installation of signaling systems and signboards. The project will be developed under National Highways Development Project (NHDP) Phase-VI on Hybrid Annuity Mode.

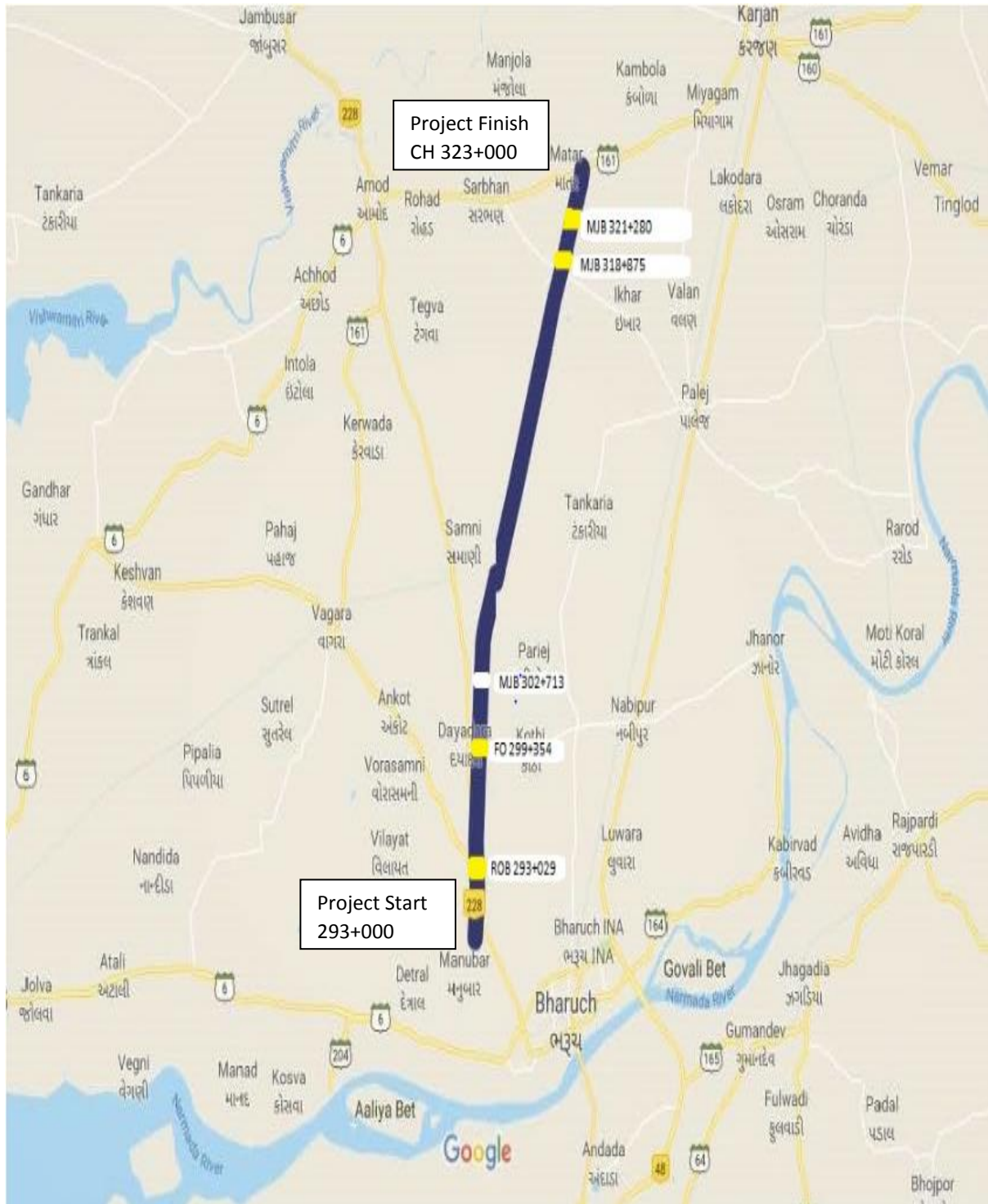
### Proposed alignment

Sr.No	Design Chainage		Length	Village	Remark
1	323+000	321+600	1.40	Matar Talpad	
2	321600	318+900	2.70	Suthodara	
3	318+900	317+200	1.70	Danda	
4	317+200	314+300	2.90	Dora	
5	314+300	310+900	3.40	Simartha	
6	310+900	307+750	3.15	Kurchan	
7	307+750	305+550	2.20	Karela	
8	305+550	301+200	4.35	Kelod	
9	301+200	300+500	0.70	Tralsa	
10	300+500	297+550	2.95	Dayadara	
11	297+550	296+050	1.50	Tralsi	
12	296+050	293+850	2.20	Derol	
13	293+850	292+700	1.15	Tham	
14	292+700	292+000	0.70	Manubar	
		<b>Total</b>	<b>31</b>	<b>Km</b>	

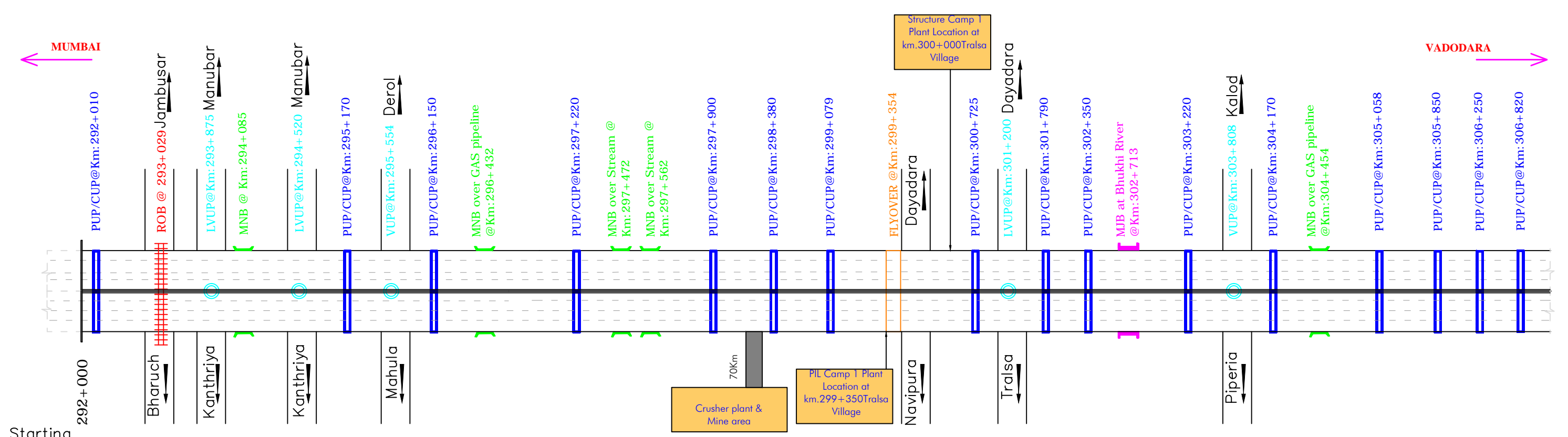
### 1.3 Strip Plan (Summary)

1. Work front Unavailable & reason for Unavailability			2. Length completed by layer (MCW)			3. Length completed by layer (Service Road)		
	Length (km)	% Total Pending Length		Length (km)	% Total Length		Length (km)	% Total Length
<b>Total Length</b>	31.000	100%	<b>Total Length</b>	31.00	100%	<b>Total Length</b>	-	-
<b>Total Work front Unavailable(A= B+C)</b>	5.515	17.79%	<b>Total Length Completed (Till PQC)</b>	-	-	<b>Total Length Completed (Till DBM)</b>	-	-
<b>Pending Land Acquisition(B)</b>	1.075	3.47%	<b>PQC</b>	-	-	<b>BC</b>	-	-
			<b>DLC</b>	-	-	<b>DBM</b>	-	-
<b>Pending Clearances Encumbrances( Utilities like electrical,water, tree cutting)(C)</b>	4.440	14.32%	<b>GSB</b>	-	-	<b>WMM</b>	-	-
			<b>Sub-Grade</b>	-	-	<b>GSB</b>	-	-
			<b>Embankment (WIP)</b>	22.40	72.25%	<b>Sub-Grade</b>	-	-
			<b>C&amp;G</b>	23.17	74.74%	<b>C&amp;G</b>	-	-

Figure1 Location MAP

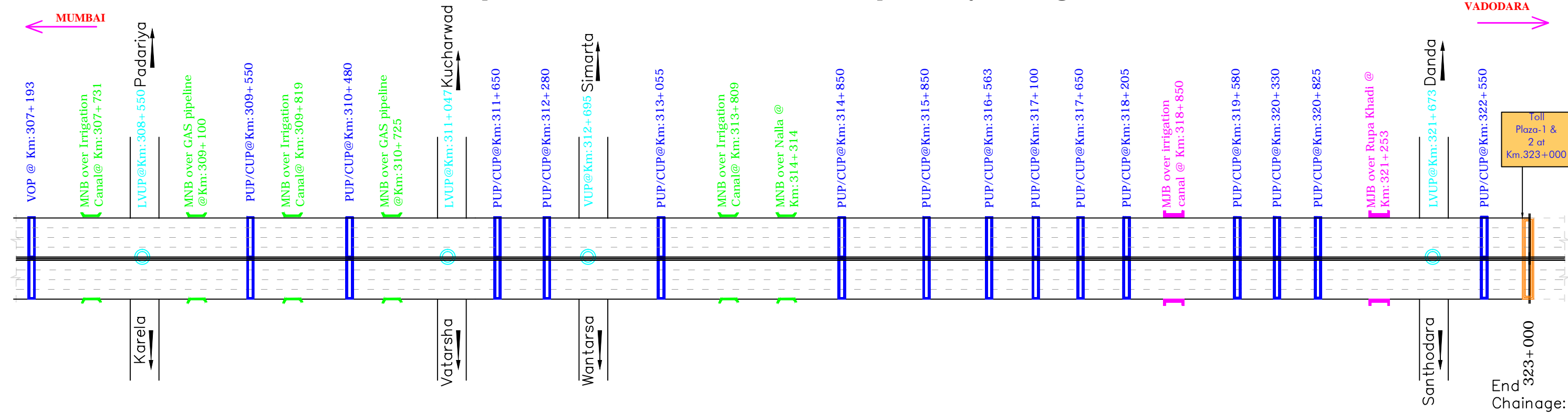


# STRIP CHART:- Manubar to Sanpa Section of Vadodara Mumbai Expressway Package-III ch-292.000 to Ch-306.850



Starting Chainage:

# STRIP CHART:- Manubar to Sanpa Section of Vadodara Mumbai Expressway Package-III ch-306.850 to ch-323.000



**LEGENT:**

	Major Bridge (MJB)		Under Pass (PUP/CUP)
	Minor Bridge (MNB)		Flyover
	Grade Separated Structure (VUP/LVUP)		Toll Plaza
	Railway Over Bridge (ROB)		Rigid Pavement

**Salient Features of Project:**

Sl No	Description	Unit	Scope
1.	Total Length of Project	Km	31.000
2.	Length of Connecting Road	Km	1.495
3.	Length of Cross Road at VOP	Km	0.930
4.	Culverts		
i.	Box Culvert for Cross drainage	Nos.	21
ii.	Box Culvert For Interchange	Nos.	04
5.	Minor Bridge (over stream)	Nos.	07
6.	MNB over GAS Pipeline	Nos.	04
7.	Major Bridge	Nos.	03
8.	VOP/PUP/CUP	Nos.	31
9.	Flyover	Nos.	01
10.	Major Intersection	Nos.	01
11.	Toll Plaza	Nos.	01

**Drawing Title**

Strip Plan - Manubar to Sanpa Section of Vadodara Mumbai Expressway Package-III CH. -292.000 to CH. -323.000

Date.	Project No.
14-02-2019	



## 2.0 Project Overview

### 2.1 Salient Features of Project

Sr. No.	Component	Remarks
1	<b>Project</b>	Construction of Eight lane Vadodara Kim Expressway from Km Km 323.00 to 292.00 (Sanpa to Manuba Section of Vadodara Mumbai Expressway) in the State of Gujarat under NHDP Phase - VI on Hybrid Annuity Mode (Phase IA-Package III)”
2	<b>Name of the Employer</b>	National Highways Authority of India
3	<b>Name of Concessionaire</b>	Patel Vadodara Kim Expressway Pvt. Ltd.
4	<b>Name of EPC Contractor</b>	Patel Infrastructure Ltd.
5	<b>Independent Engineer</b>	Aarvee Associates Architects Engineers & Consultants Pvt. Ltd
6	<b>Design Consultant</b>	SPECIALIZED ENGINEERING SERVICES PVT. LTD
7	<b>Project Length (In Km)</b>	31.00 Km
8	<b>Date of Concession Agreement</b>	11th May, 2018
9	<b>Appointed Date</b>	08th March 2019
10	<b>Scheduled Date of Completion</b>	07th March 2021
11	<b>Total Project Bid Cost as per CA</b>	1712.00 Cr.
12	<b>Project Cost (60 % of Bid Cost as per article 42)</b>	1027.20 Cr.
13	<b>Construction Period</b>	2 Years (730 days)
14	<b>Maintenance Period</b>	15 Years
15	<b>Total Concession Period</b>	17 Years

## 2.2 Project Overview

### 2.2.1 Structures

Sr. No.	Feature	Description
1	Major Bridge	03 Nos.
2	Flyover	01 No.
3	ROB	01 No.
4	Minor bridges	11 Nos.
5	Vehicular underpass	03 Nos.
6	Light Vehicular Underpasses	07 Nos.
7	Pedestrian Underpasse	30 Nos.
8	Vehicular Overpasses	01 No.
9	Culverts (HP/BC)	62 Nos. (35 Nos. Pipe / 27 Nos. Box)
10	Toll Plaza	1 No.
11	Truck Parking Facility	02 Nos.
12	Toilet Facility	03 Nos.

### 2.2.2 Highway

Sr. No.	Feature	Description
1	Embankment	29.371 Km
2	Subgrade	29.371 Km
3	G.S.B	29.371 Km
4	D.L.C	29.371 Km
5	P.Q.C	29.371 Km

### 2.2.3 PROJECT LOCATION

The Project consists of new alignment of 8 lane of Sanpa to Manubar Section of Vadodara Mumbai Expressway. The project road stretch is a part of Vadodara Mumbai Expressway, which covers main cities like Vadodara, Surat, Thane and Mumbai. Major built up areas along the stretch under development are Ankleshwar, Bharuch, Valsad, and Navsari.

### 2.2.4 PROJECT DESCRIPTION

The road passes through plain and rolling terrain. Land use is mostly agricultural with Black Cotton soil. The entire length of the project road falls in the state of Gujarat under Bharuch Districts. The Function of expressway is to cater for movement of heavy volumes of motor traffic at high speeds. They connect major points of traffic generation and are intended to serve trips of medium and long length between large residential areas, industrial or commercial concentrations, and the central business district. They are divided highways with high standards of geometric and fully control of access and provided generally with grade separation at intersections. Parking, loading and unloading of goods and passengers and pedestrian traffic are not permitted on these highways.

### 2.3 Project Milestones

Sr. No.	Project Milestone	Period to achieve the Milestone	Required % of Physical & Financial Work Completion to Achieve Milestone	Date of Milestone Achievement as per CA	Financial Progress (INR in Cr.)
1	Milestone - 1	150 <sup>Th</sup> DAY	20%	05/08/2019	342.4
2	Milestone – 2	330 <sup>Th</sup> DAY	35%	01/02/2020	599.2
3	Milestone – 3	480 <sup>Th</sup> DAY	75%	30/06/2020	1284.0
4	Milestone – 4	730 <sup>Th</sup> DAY	100%	07/03/2021	1712.0

### 2.4 Critical Issues & Action Log

Sr.No	Issue Description	Type	Ongoing/ New Issue/ Resolved	Concerned Authority	Chainage (s) affected due to the issue	Length affected (km)	Action(s) taken till now	Action(s) suggested by the IE	Expected date/ Actual Date for resolving issue
1	Land Acquisition		Ongoing	Details as per 4.1 LA Summary: Page no 17					
2	Utility Shifting		Ongoing	Details as per 4.3 Status of utility shifting: Page no 18					

### 3.0 Physical Progress

Component	% Weightage	Physical Progress (During Current Month)	Physical Progress (Cumulative Up to Current Month)
Road Work	66.87 %	2.090%	10.350%
Major Bridge Works	17.16 %	1.765%	5.725%
Structures	1.05 %	-	-
Others	14.91%	0.226%	1.136%
<b>Total Physical Progress</b>		<b>4.081%</b>	<b>17.21%</b>

### 3.0 A) Progress Details as per Schedule-B- Highway

#### Main Expressway TCS (Appendix B-I (A))

Sr. No.	From	To	Side	Length	TCS Type	Embankment work in Progress
1	292+000	292+600	BHS	600.00	TCS 1	0
2	292+600	292+790	BHS	190.00	TCS 4	0
3	292+790	293+310	BHS	520.00	ROB/Structure	450
4	293+310	293+500	BHS	190.00	TCS 4	140
5	293+500	294+270	BHS	770.00	TCS 1	760
6	294+270	294+520	BHS	250.00	TCS 2	350
7	294+520	299+100	BHS	4580.00	TCS 1	2690
8	299+100	299+350	BHS	250.00	TCS 4/Structure	200
9	299+350	299+750	BHS	400.00	TCS 6/Structure	325
10	299+750	299+770	BHS	20.00	TCS 5	0
11	299+770	306+250	BHS	6480.00	TCS 1	5410
12	306+250	306+380	BHS	130.00	TCS 2	70
13	306+380	308+275	BHS	1895.00	TCS 1	1225
14	308+275	308+550	BHS	275.00	TCS 2	50
15	308+550	311+550	BHS	3000.00	TCS 1	2650
16	311+550	311+750	BHS	200.00	TCS 2	200
17	311+750	314+350	BHS	2600.00	TCS 1	2320
18	314+350	314+510	BHS	160.00	TCS 3	160
19	314+510	318+900	BHS	4390.00	TCS 1	3190
20	318+900	318+980	BHS	80.00	TCS 2	80
21	318+980	322+450	BHS	3470.00	TCS 1	2830
22	322+450	323+000	BHS	550.00	TCS 5	70
	Total			31000		23170
<b>Connecting Road (Appendix B-III (A))</b>						
1	299+350	299+750	LHS	400.00	TCS-6	
2	314+350	314+510	LHS	160.00	TCS 3	
3	294+270	294+520	RHS	250.00	TCS 2	
4	306+250	306+380	RHS	130.00	TCS 2	

Sr. No.	From	To	Side	Length	TCS Type	Embankment work in Progress
5	308+275	308+550	RHS	275.00	TCS 2	
6	311+550	311+750	RHS	200.00	TCS 2	
7	318+900	318+980	RHS	80.00	TCS 2	
<b>Cross Road at VOP Locations (Appendix B-I (C))</b>						
1	000+000	000+075		75.00	TCS 8	
2	000+075	000+825		750.00	TCS 9	
3	000+825	000+930		105.00	TCS 8	

### 3.0 B) STRUCTURE WORKS: -

Sr. No.	Type of Structure	Total No. of Structures	No. of Structures Tackled	No. of Structures Completed	No. of Structures in Balance	
					In Progress	Balance
1	ROB	1	1	0	1	0
2	Major Bridge	3	2	0	2	1
3	Minor Bridges	11	2	0	2	9
4	Flyover	1	1	0	1	0
5	Vehicular Underpass	3	2	0	2	1
6	Light Vehicular Underpass	7	2	0	2	5
7	Cattle Underpass	30	11	0	11	19
8	Vehicular Overpass	1	0	0	0	1
9	Box Culverts	27	6	3	3	21
10	Pipe Culverts	35	26	16	10	9

All Structure works as per CA- Scope vs Progress

Structure Type	Location	Span Arrangement	Pile Group		Pile Cap/ Raft		Pier. Shaft/ Abutment /Wall		Abt. cap		RCC Girder		PSC Girder		Slab		Crash Barrier		Remark
			Scope	Comp.	Scope	Comp.	Scope	Comp.	Scope	Comp.	Scope	Comp.	Scope	Comp.	Scope	Comp.	Scope	Comp.	
ROB	293+050	2 x(25.525+25+25.525) + 27.9 + (8 to 28.1)varies + 1 x 38+44.0+(6.00 to26.1)+ 3x(25.525 + 25 + 25.525)	42	24.50	42	4	42		42		14		182		34		2097		
MJB	302+732	37.847+38.045+37.847	8	8	8	8	8		8				42		6		455		
MJB	318+875	2x32.2+1x15.85	4	-	4	-	8		8		14		28		6		321		
MJB	321+280	2x37.658	6	6	6	6	6		6				28		4		301	0	
FLYOVER	299+375	16.859+33.201+16.859	8	4.5	8	-	16		8		28		14		6		268		
VUP	295+575	1x12	-	-	1	-	2		-		-				1		24		
VUP	303+830	1x12	-	-	1	-	2		-		-				1		24		
VUP	312+720	1x12	-	-	1	-	2		-		-				1		24		
VOP	307+193	1x2	3	0	3	-	3		3		-		8		2		24		
MNB	294+105	1x12.880	-	-	2	-	4		-		-		-		2		26		
MNB	296+450	1x27.846	-	-	4	-	4		4		14		-		2		111		
MNB	297+500	1x17.688	-	-	4	-	4		-		-		-		2		35		
MNB	297+580	1x37.341	4	4	4	-	4		4		-		14		2		149		
MNB	304+450	1x22.687	-	-	4	-	4		4		14		-		2		91		
MNB	307+754	1x36.54	4	4	4	-	4		4				14		2		146		
MNB	309+090	1x45.200	4	-	4	-	4		4		-		44		2		181		
MNB	309+873	1x23.688	-	-	4	-	4		4		14		-		2		95		
MNB	310+752	1x21.35	-	-	4	-	4		4		-		44		2		85		
MNB	313+835	1x24.347	-	-	4	-	4		4		14				2		97		
MNB	314+340	1x19.103	-	-	4	-	4		-				-		2		38		

**Status of LVUP & PUP**

Sr.No.	Type of Structure	Chainage	Span	Side	Status
1	LVUP	293+895	1x10.5	BHS	Not yet Started
2	LVUP	294+550	1x10.5	BHS	
3	LVUP	301+240	1x10.5	BHS	
4	LVUP	308+550	1x10.5	BHS	
5	LVUP	311+047	1x10.5	BHS	Excavation Done, RHS side PCC done
6	LVUP	316+563	1x10.5	BHS	Not yet Started
7	LVUP	321+700	1x10.5	BHS	Excavation Done
1	PUP	292+099	1x7.0	BHS	Not yet Started
2	PUP	295+170	1x7.0	BHS	PCC work completed, Foundation work in Progress
3	PUP	296+230	1x7.0	BHS	Not yet Started
4	PUP	297+150	1x7.0	BHS	
5	PUP	297+900	1x7.0	BHS	Foundation Completed, Wall work in progress
6	PUP	298+380	1x7.0	BHS	Foundation Completed, Wall work in progress
7	PUP	299+100	1x7.0	BHS	Not yet Started
8	PUP	300+725	1x7.0	BHS	
9	PUP	301+790	1x7.0	BHS	
10	PUP	302+350	1x7.0	BHS	
11	PUP	303+220	1x7.0	BHS	PCC Done
12	PUP	304+170	1x7.0	BHS	LHS Slab Completed, RHS wall Work in Progress
13	PUP	305+058	1x7.0	BHS	Foundation Completed, Wall work in progress
14	PUP	305+850	1x7.0	BHS	BHS PCC Done , RHS Raft Completed
15	PUP	306+250	1x7.0	BHS	Not yet Started
16	PUP	306+900	1x7.0	BHS	
17	PUP	309+550	1x7.0	BHS	BHS Raft Completed
18	PUP	310+480	1x7.0	BHS	Excavation Done
19	PUP	311+650	1x7.0	BHS	BHS Raft Completed
20	PUP	312+280	1x7.0	BHS	Excavation Done
21	PUP	313+095	1x7.0	BHS	Not yet Started
22	PUP	314+850	1x7.0	BHS	
23	PUP	315+870	1x7.0	BHS	
24	PUP	317+100	1x7.0	BHS	
25	PUP	317+650	1x7.0	BHS	
26	PUP	318+245	1x7.0	BHS	
27	PUP	319+650	1x7.0	BHS	
28	PUP	320+330	1x7.0	BHS	
29	PUP	320+825	1x7.0	BHS	
30	PUP	322+550	1x7.0	BHS	



Status of Box Culverts					
Type of Culvert	Design Chainage As per CA	No of Vent	Span	Height	Status as on 30.06.2019
BC	292.450	1	2.00	2.0	Work yet to start
BC	294.750	2	4.00	4.0	
BC	295.007	1	2.00	2.00	
BC	295.585	1	2.00	2.00	BHS Excavation Done
BC	296.376	1	3.00	3.00	Work yet to start
BC	299.770	1	3.00	3.00	
BC	300.148	1	3.00	3.00	BHS Wall Work in
BC	301.247	1	2.00	2.00	Work yet to start
BC	303.403	1	3.00	3.00	BHS Slab Completed, Retaining wall works in progress
BC	305.437	1	2.00	2.00	BHS Slab Completed, Retaining wall works in progress
BC	307.709	1	2.00	2.00	Work yet to start
BC	307.789	1	2.00	2.00	
BC	309.030	1	3.00	3.00	
BC	309.840	1	3.00	3.00	
BC	309.892	1	3.00	3.00	
BC	314.148	1	3.00	3.00	BHS Slab Completed, Retaining wall works in progress
BC	315.247	1	5.00	3.00	Work yet to start
BC	316.427	1	2.00	2.00	BHS PCC Done
BC	316.582	1	2.00	2.00	Work yet to start
BC	318.612	1	3.00	3.00	
BC	322.750	1	2.00	2.00	BHS Excavation Done, Ground improvement in Progress
BC	323.087	1	2.00	2.0	Work yet to start
BC	269.883	1	2.00	2.0	
BC	270.373	1	2.00	2.0	
BC	270.731	1	2.00	2.0	
BC	0.250	1	2.00	2.0	
BC	0.650	1	2.00	2.0	

Status of Hume Pipe Culverts				
Type of Culvert	Design Chainage	TCS Type	Required Length of PC	Status as on 30.06.2019
HPC	293.620	TCS-5	69.79	Work yet to start
HPC	294.420	TCS-1	59.78	BHS Excavation Done
HPC	295.870	TCS-2	71.84	BHS Pipe Laying Done
HPC	296.720	TCS-2	59.99	BHS Pipe Laying Done
HPC	298.120	TCS-2	66.67	BHS Pipe Laying Done
HPC	298.819	TCS-2	59.13	BHS Pipe Laying Done
HPC	300.445	TCS-5	57.67	BHS Pipe Laying Done
HPC	300.970	TCS-5	57.42	Work yet to start
HPC	301.520	TCS-5	60.65	Work yet to start
HPC	302.270	TCS-5	59.29	BHS Pipe Laying Done
HPC	302.578	TCS-5	66.16	BHS Pipe Laying Done
HPC	303.608	TCS-5	64.08	BHS Pipe Laying Done
HPC	304.069	TCS-5	63.84	BHS Pipe Laying Done
HPC	304.649	TCS-5	58.06	BHS Pipe Laying Done
HPC	307.419	TCS-2	58.07	Work yet to start
HPC	307.969	TCS-2	63.95	BHS PCC Done
HPC	308.320	TCS-1	59.52	BHS PCC Done
HPC	308.794	TCS-2	61.18	BHS Pipe Laying Done
HPC	309.368	TCS-2	62.50	BHS Pipe Laying Done
HPC	310.119	TCS-2	64.71	BHS Pipe Laying Done
HPC	311.329	TCS-2	61.82	BHS Pipe Laying Done
HPC	311.969	TCS-2	57.85	BHS Pipe Laying Done
HPC	312.679	TCS-2	71.77	BHS Pipe Laying Done
HPC	313.369	TCS-2	62.98	BHS Pipe Laying Done
HPC	313.812	TCS-2	69.96	Work yet to start
HPC	314.669	TCS-3	61.19	BHS Pipe Laying Done
HPC	315.719	TCS-3	60.70	BHS Excavation Done
HPC	316.069	TCS-3	60.01	BHS PCC Done
HPC	316.819	TCS-3	60.90	BHS Pipe Laying Done
HPC	317.470	TCS-3	60.35	BHS Excavation Done
HPC	319.268	TCS-2	70.91	Work yet to start
HPC	319.969	TCS-2	55.87	
HPC	320.719	TCS-2	63.10	
HPC	322.294	TCS-2	60.35	BHS Excavation Done,Ground improvement in Progress
HPC	322.778	TCS-1	78.50	BHS Excavation Done,Ground improvement in Progress

### 3.1 Detailed Scope of Work & Physical Progress by Component

Item	Stage for measurement	Unit	Qty.	Weightage in percentage to Contract Price	Quantity	% of Physical Progress	Remarks
1	2	3	4	5	6	7	8
Road works including culverts, minor bridges, underpasses, overpasses, approaches to ROB/RUB/ Major Bridges/ Structures (but excluding service roads / Connecting road)	<b>A- Widening and strengthening of Existing road</b>			Not in Scope			
	1) Earthwork up to top of the subgrade						
	2) Granular work (Sub-base, shoulder) GSB						
	3) Shoulders						
	4) Bituminous work						
	5) Rigid Pavement						
	a) DLC						
	b) PQC						
	6) Widening and repair of culverts						
	7) Widening and repair of minor bridges						
	<b>B- New realignment/bypass</b>						
	(1) Earthwork up to top of the sub-grade	KM	29.371	23.61%	0	8.52%	
	(2) Granular work (sub-base, base, shoulders)						
	(a) GSB	KM	29.371	2.82%	0		
	(3) Shoulders	KM	29.371	0.79%			
	(4) Bituminous work						
	(5) Rigid Pavement						
	(a) DLC	KM	29.371	3.14%			
	(b) PQC	KM	29.371	19.21%	0		
	<b>C- New culverts, minor bridges, underpasses, overpasses on existing road, realignments, bypasses:</b>					0	
	<b>(1) Culverts (Pipe &amp; Box)</b>	No.	62	2.60%	32	0.53%	
	<b>(2) Minor bridges</b>						
	(a) Foundation	No.	42	2.17%	5.6	0.28%	
(b) Sub-Structure	No.	44	1.07%				
(c) Super- Structure	No.	22	1.79%				

Item	Stage for measurement	Unit	Qty.	Weightage in percentage to Contract Price	Quantity	% of Physical Progress	Remarks
1	2	3	4	5	6	7	8
	(including crash barrier etc. complete)						
	<b>(3) Cattle/Pedestrian underpasses</b>						
	(a) Foundation	No.	30	2.73%	6.5	0.61%	
	(b) Sub-Structure	No.	60	1.19%	1	0.02%	
	(c) Super- Structure (including crash barrier etc. complete)	No.	30	1.79%	0.5	0.02%	
	<b>(4) Pedestrian overpasses</b>			Not in Scope			
	(a) Foundation	No.	0	-			
	(b) Sub-Structure	No.	0	-			
	(c) Super- Structure (including crash barrier etc. complete)	No.	0	-			
	<b>(5) Grade separated structures</b>						
	<b>(a) Underpasses (VUP &amp; LVUP)</b>						
	(a) Foundation	No.	10	0.71%	0	0.005%	
	(b) Sub-Structure	No.	20	0.43%			
	(c) Super- Structure (including crash barrier etc. complete)	No.	10	0.48%			
	<b>(b) Overpass (VOP)</b>						
	(a) Foundation	No.	3	0.11%			
	(b) Sub-Structure	No.	3	0.01%			
	(c) Super- Structure (including crash barrier etc. complete)	No.	2	0.11%			
	<b>(c) Flyover</b>						
	(a) Foundation	No.	8	1.02%	4.5	0.36%	
	(b) Sub-Structure	No.	8	0.42%			
	(c) Super- Structure (including crash barrier etc. complete)	No.	6	0.65%			
	<b>(d) Foot Over Bridge</b>			Not in Scope			
<b>Major Bridge works and ROB/RUB</b>	<b>A - Widening and repairs of Major Bridges</b>			Not in Scope			
	(a) Foundation						
	(a) Open Foundation	No.	0	-			
	(b) Pile Foundation/Well Foundation	No.	0	-			

Item	Stage for measurement	Unit	Qty.	Weightage in percentage to Contract Price	Quantity	% of Physical Progress	Remarks
1	2	3	4	5	6	7	8
	(b) Sub-Structure	No.	0	-			
	(c) Super- Structure (including crash barrier etc. complete)	No.	0	-			
	<b>B - Widening and repairs of</b>						
	a) ROB			Not in Scope			
	(a) Foundation						
	(a) Open Foundation	No.	0	-			
	(b) Pile Foundation/Well Foundation	No.	0	-			
	(b) Sub-Structure	No.	0	-			
	(c) Super- Structure (including crash barrier etc. complete)	No.	0	-			
	b) RUB			Not in Scope			
	(a) Foundation	No.	0	-			
	(b) Sub-Structure	No.	0	-			
	(c) Super- Structure (including crash barrier etc. complete)	No.	0	-			
	<b>C- New Major Bridges</b>						
	(a) Foundation	No.			14.00	3.01%	
	(a) Open Foundation	No.	0	-			
	(b) Pile Foundation/ Well Foundation	No.	22	4.74%			
	(b) Sub-Structure	No.	22	0.54%			
	(c) Super- Structure (including crash barrier etc. complete)	No.	16	1.86%			
	<b>D- New rail-road bridges</b>						
	(a) ROB						
	(a) Foundation	No.	42	6.22%	16.5	2.71%	
	(b) Sub-Structure	No.	42	0.96%			
	(c) Super- Structure (including crash barrier etc. complete)	No.	40	2.85%			
	(b) RUB			Not in Scope			
	(a) Foundation	No.	0	-			
	(b) Sub-Structure	No.	0	-			
	(c) Super- Structure (including crash barrier etc. complete)	No.	0	-			

Item	Stage for measurement	Unit	Qty.	Weightage in percentage to Contract Price	Quantity	% of Physical Progress	Remarks
1	2	3	4	5	6	7	8
<b>Structures (elevated sections, reinforced earth, Interchange)</b>	<b>Interchange</b>			Not in Scope			
	(a) Foundation	No.	0	-			
	(b) Sub-Structure	No.	0	-			
	(c) Super- Structure (including crash barrier etc. complete)	No.	0	-			
	(d) Reinforced earth Wall (includes Approaches of ROB, Underpasses, Overpasses, Flyover etc)	Sqm	26446	1.05%			
<b>Other works</b>	<b>(i) Service roads/ Slip Roads / Connecting Road</b>	KM	2.425	0.47%			
	<b>(ii) Toll Plaza</b>	No.	2	0.92%			
	<b>(iii) Road side drains</b>	KM	29.371	1.27%			
	<b>(iv) Road signs, markings, km stones, safety devices, ....</b>						
<b>Other works</b>	(a) Road signs, markings, km stones, Road Delineators, Reflective Pavement Markers & Solar Studs, Traffic Impact Attenuators, Road Boundary Stone, Kilometer and Hectometer Stones.	KM	31.000	1.05%			
	(b) Concrete Crash Barrier / W- Beam Crash Barrier / Thrie Beam Steel Barriers in road works	KM	29.371	1.07%			
	<b>(v) Project facilities</b>						
	(a) Bus Bays	No.	0	-			
	(b) Truck Lay-byes	No.	2	1.00%			
	(c) Rest areas	No.	3	1.09%			
	(d) Operation & Maintenance Centre	No.	1	0.25%			
	(e) Lighting	KM	31.000	0.74%			
	(f) ATMS	KM	31.000	0.42%			
	(g) Noise Barrier	KM	10.500	0.37%			
	(h) Rain Water Harvesting Structure	No.	62	0.07%			
(i) Fencing	KM	29.371	1.01%				

Item	Stage for measurement	Unit	Qty.	Weightage in percentage to Contract Price	Quantity	% of Physical Progress	Remarks
1	2	3	4	5	6	7	8
	(j) Utilities ( future ducts )	No.	62	0.22%	22.00	0.06%	
Other works	<b>(vi) Repairs to bridges/structures</b>			Not in Scope			
	<b>(vii) Land Scaping and Tree plantation</b>	KM	29.371	0.26%			
	<b>(viii) Protection works</b>						
	(a) Boulder Pitching/Turfing /other protection measures on slopes	KM	29.371	0.45%			
	(b) Toe/Retaining wall	KM	1.890	2.85%	0.11	0.17%	
	<b>(ix) Tunnel</b>			Not in Scope			
	(a) Excavation	Meter	0	-			
	(b) Construction of support system including Rock bolting, lining etc.	Meter	0	-			
	(c) On Complete completion of Tunnel	Meter	0	-			
	<b>(x) Miscellaneous</b>						
	(a) Overhead Signs	KM	31.000	0.18%			
	(b) Traffic Aid Booth	No.	1	0.016%			
	(c) Medical Aid Booth	No.	1	0.016%			
	(d) Emergengy Cross Over	No.	6	0.016%			
(d) Helipad	No.	1	0.016%				
(d) Others (Wearing Course, Kerb, ROW establishment )	KM	31.000	1.17%	31	0.93%		
	<b>Total</b>			<b>100.00%</b>		17.21%	

### 3.1.1 : Details breakup of physical progress

Item No,	Description	Unit	Physical Progress Quantity	Weightage in percentage to the Contract Price	Up to Date Quantity	Percentage of Work Done
<b>1</b>	<b>Earth Work up to Top of Subgrade</b>					
1.1	Clearing and grubbing of -MCW	Km.	29.37	0.040%	23.17	0.0316%
1.2	Carrying out Jungle Cutting/ removal of debris / dismantling of Concrete Structure / Dismantling of existing road / Removal of any Physical item	Km.	29.37	2.159%	23.17	1.7034%
1.3	Earth work in excavation necessary	Km.	29.37	0.012%		0.0000%
1.4	Construction of embankment - MCW Height upto 1 Mtr	Km.	29.37	5.738%	18.06	3.5273%
1.5	Construction of embankment - MCW Height 1 mtr to 2 Mtr	Km.	29.37	4.782%	12.70	2.0676%
1.6	Construction of embankment - MCW Height 2 mtr to 3 Mtr	Km.	29.37	3.825%	8.02	1.0445%
1.7	Construction of embankment - MCW Height 3 mtr to Emb top Bottom	Km.	29.37	2.869%	1.49	0.1451%
1.8	Construction of embankment - MCW Embankment Top	Km.	29.37	1.913%		0.0000%
1.9	Construction of Sub grade - MCW	Km.	29.37	2.274%		0.0000%
<b>1</b>	<b>Total EarthWork upto Top of Subgrade</b>					
<b>2</b>	<b>Grannular Sub Base Courses and Base Courses</b>					
2.1	Constructing Grannular Sub-base	Km.	29.37	2.820%		
<b>2</b>	<b>Grannular Sub Base Courses and Base Courses</b>					
<b>3</b>	<b>Shoulders</b>					
3.1	Earthwork in filling of median / island area	Km.	29.37	0.132%		
3.2	Construction of modified Earthen / un paved shoulders	Km.	29.37	0.019%		
3.3	Providing min 200 mm dia NP4 pipes along the road in 2 Rows in shoulder	Km.	29.37	0.638%		
<b>3</b>	<b>Total Shoulders</b>					
<b>4</b>	<b>Rigid Pavement</b>					
4.01	Providing xxx mm thick DLC (M15) for CW	Km.	29.37	3.143%		
4.02	Providing xxx mm thick PQC for CW	Km.	29.37	19.214%		



Item No,	Description	Unit	Physical Progress Quantity	Weightage in percentage to the Contract Price	Up to Date Quantity	Percentage of Work Done
<b>4</b>	<b>Total Rigid Pavement</b>					
<b>5</b>	<b>Pipe Culverts</b>					
5.01	Culvert Excavation	No.	35.00	0.006%	26.00	0.0043%
5.02	Culvert PCC M15 grade	No.	35.00	0.100%	21.00	0.0599%
5.03	Providing , laying and jointing NP4 (as per IS:458) Hume pipes for culverts, - Dia 1200 mm (Internal)	No.	35.00	0.555%	16.00	0.2539%
<b>5a</b>	<b>Total Pipe Culverts</b>					
<b>5a</b>	<b>Box Culverts</b>					
5.01a	Culvert Excavation	No.	27.00	0.020%	6.00	0.0045%
5.02a	Culvert PCC M15 grade	No.	27.00	0.159%	5.00	0.0294%
5.03a	Foundation RCC M 30 - Culvert	No.	27.00	0.369%	3.00	0.0410%
5.04a	HYS D bar in Foundation-Culvert	No.	27.00	0.443%	3.00	0.0492%
5.05a	Substructure RCC M 30 - Culvert	No.	27.00	0.271%	3.00	0.0301%
5.06a	HYS D bar in Substructure-Culvert	No.	27.00	0.247%	3.00	0.0274%
5.07a	Super Structure RCC M 30 - Culvert	No.	27.00	0.140%	3.00	0.0155%
5.08a	HYS D bar in Super Structure-Culvert	No.	27.00	0.117%	3.00	0.0130%
5.09a	Finishing Work (10% cost of overall work)	No.	27.00	0.177%		0.0000%
<b>5b</b>	<b>Total Box Culverts</b>					
<b>6A</b>	<b>6A Minor Bridges</b>					
6A,01	Structure excavation Ordinary and soft Soils - MNBR	No.	42.00	0.050%	8	0.008%
6A,02	MNBR - PCC M15 grade	No.	42.00	0.108%		
6A,03	MNBR - RCC M35 - Foundation	No.	34.00	0.808%		
6A,04	HYS D bar reinforcement - Foundation	No.	34.00	0.954%	5	0.1122%
6A,05	MNBR - RCC M35 Pile Cap	No.	8.00	0.082%		
6A,06	MNBR - RCC M35 1.2m dia piles	No.	8.00	0.171%	8	0.1710%
6A,07	MNBR - RCC M35- Substructure Abutment	No.	44.00	0.408%		

Item No,	Description	Unit	Physical Progress Quantity	Weightage in percentage to the Contract Price	Up to Date Quantity	Percentage of Work Done
6A,08	HYSD bar reinforcement - substructure Abutment	No.	44.00	0.411%		
6A,09	MNBR - RCC M35 - Abutment Cap	No.	44.00	0.117%		
6A,10	HYSD bar reinforcement - Abutment cap	No.	44.00	0.133%		
6A,11	RCC M35 - RCC Girder	No.	10.00	0.108%		
6A,12	PSC M45/M50 - PSC Girder	No.	8.00	0.219%		
6A,13	HYSD bar reinforcement - Super structure Girder	No.	18.00	0.541%		
6A,14	HT Steel for PSC Girder	No.	8.00	0.298%		
6A,15	RCC M35 - SLAB	No.	22.00	0.254%		
6A,16	HYSD bar reinforcement - SLAB	No.	22.00	0.367%		
6A.17	Finishing Work (10% cost of overall work)	No.	11.00	0.000%		
<b>6A</b>	<b>Total Bill No: 6A Minor Bridges</b>					
<b>6B</b>	<b>6B : PUP</b>					
6B,01	Structure excavation Ordinary and soft Soils - PUP	No.	30.00	0.023%	11.00	0.0083%
6B,02	PUP - PCC M15 grade Levelling course	No.	30.00	0.161%	9.00	0.0482%
6B,03	PUP - RCC M35 Raft	No.	30.00	1.108%	6.50	0.2402%
6B,04	HYSD bar reinforcement - RAFT	No.	30.00	1.439%	6.50	0.3118%
6B,05	PUP RCC M35 Wall	No.	60.00	0.618%	1.00	0.0103%
6B,06	HYSD bar reinforcement - Wall	No.	60.00	0.575%	1.00	0.0096%
6B,07	PUP - RCC M35 - TOP Slab	No.	30.00	0.616%	0.50	0.0103%
6B,08	HYSD bar reinforcement - TOP Slab	No.	30.00	0.651%	0.50	0.0109%
6B,09	Finishing Work (10% cost of overall work)	No.	30.00	0.524%		
<b>6B</b>	<b>TOTAL Bill No. 6B : PUP</b>					
<b>6C</b>	<b>6C : VUP</b>					
6C,01	Structure excavation Ordinary and soft Soils - VUP	No.	3.00	0.003%	2.00	0.0018%
6C,02	VUP - PCC M15 grade - Levelling course	No.	3.00	0.012%		

Item No,	Description	Unit	Physical Progress Quantity	Weightage in percentage to the Contract Price	Up to Date Quantity	Percentage of Work Done
6C,03	VUP - RCC M35 - Raft	No.	3.00	0.088%		
6C,04	HYSD bar reinforcement - Raft	No.	3.00	0.114%		
6C,05	VUP - RCC M35 - WALL	No.	6.00	0.079%		
6C,06	HYSD bar reinforcement - WALL	No.	6.00	0.073%		
6C,07	RCC M35 - TOP SLAB	No.	3.00	0.088%		
6C,08	HYSD bar reinforcement - TOP Slab	No.	3.00	0.076%		
6C,09	Finishing Work (10% cost of overall work)	No.	3.00	0.000%		
<b>6C</b>	<b>TOTAL TOTAL Bill No. 6C : VUP</b>					
<b>6D</b>	<b>6D : LVUP</b>					
6D,01	Structure excavation Ordinary and soft Soils - LVUP	No.	7.00	0.005%	2.00	0.0014%
6D,02	LVUP - PCC M15 grade levelling course	No.	7.00	0.029%	0.50	0.0021%
6D,03	LVUP - RCC M35 Raft	No.	7.00	0.200%		
6D,04	HYSD bar reinforcement - Raft	No.	7.00	0.260%		
6D,05	LVUP - RCC M35 - Wall	No.	14.00	0.142%		
6D,06	HYSD bar reinforcement - WALL	No.	14.00	0.132%		
6D,07	LVUP - RCC M35 - Top Slab	No.	7.00	0.171%		
6D,08	HYSD bar reinforcement - TOP Slab	No.	7.00	0.147%		
6D,09	Finishing Work (10% cost of overall work)	No.	7.00	0.000%		
<b>6D</b>	<b>TOTAL Bill No. 6D : LVUP</b>					
<b>6E</b>	<b>6E : VOP</b>					
6E,01	Structure Excavation for foundation of VOP	No.	3.00	0.000%		
6E,02	Foundation PCC M15 grade for levelling course	No.	3.00	0.001%		
6E,04	HYSD bar reinforcement - Foundation	No.	3.00	0.049%		
6E,05	RCC M35 Pile Cap	No.	3.00	0.011%		
6E,06	RCC M35 1.2m dia piles	No.	3.00	0.045%		

Item No,	Description	Unit	Physical Progress Quantity	Weightage in percentage to the Contract Price	Up to Date Quantity	Percentage of Work Done
6E,07	RCC M35 - ABUTMENT/Return Wall	No.	2.00	0.002%		
6E,08	HYSB bar reinforcement - ABUTMENT/Return Wall	No.	2.00	0.002%		
6E,09	RCC M35 - ABUTMENT CAP	No.	2.00	0.002%		
6E,10	HYSB bar reinforcement - ABUTMENT CAP	No.	2.00	0.003%		
6E,11	RCC M35 - PIER	No.	1.00	0.001%		
6E,12	HYSB bar reinforcement - PIER	No.	1.00	0.001%		
6E,13	RCC M35 - PIER CAP	No.	1.00	0.001%		
6E,14	HYSB bar reinforcement -PIER CAP	No.	1.00	0.002%		
6E,15	HYSB bar reinforcement - Super structure Girder	No.	2.00	0.046%		
6E,16	HT Steel for PSC - Girder	No.	2.00	0.031%		
6E,17	PSC M50 - Box Girder/PSC Girder	No.	2.00	0.023%		
6E,18	M-35 for SLAB super structure	No.	2.00	0.014%		
6E,18	Finishing Work (10% cost of overall work)	No.	2.00	0.000%		
<b>6E</b>	<b>Total Bill No. 6E : VOP</b>					
<b>6F</b>	<b>6F Flyover</b>					
6F,01	Structure excavation Ordinary and soft Soils - Flyover	No.	8.00	0.003%	2	0.000%
6F,02	Flyover - PCC M15 grade - levelling course under fdn.	No.	8.00	0.005%	0	
6F,03	HYSB bar reinforcement - Foundation	No.	8.00	0.531%	2.25	0.1492%
6F,04	RCC M35 Pile Cap	No.	8.00	0.104%	-	
6F,05	RCC M35 1.2m dia piles	No.	8.00	0.380%	4.50	0.2137%
6F,06	RCC M35 - ABUTMENT	No.	4.00	0.043%	0	
6F,07	HYSB bar reinforcement - ABUTMENT	No.	4.00	0.053%	0	
6F,08	RCC M35 - ABUTMENT CAP	No.	4.00	0.029%		
6F,09	HYSB bar reinforcement - Abutment cap	No.	4.00	0.049%		

Item No,	Description	Unit	Physical Progress Quantity	Weightage in percentage to the Contract Price	Up to Date Quantity	Percentage of Work Done
6F,10	RCC M35 - Pier Substructure	No.	4.00	0.034%		
6F,11	HYSB bar reinforcement - Pier Substructure	No.	4.00	0.053%		
6F,12	RCC M35 - Pier CAP	No.	4.00	0.059%		
6F,13	HYSB bar reinforcement - Pier CAP	No.	4.00	0.101%		
6F,14	RCC M35 - RCC Girder	No.	4.00	0.029%		
6F,15	PSC M45/M50 - Girder	No.	2.00	0.048%		
6F,16	HYSB bar reinforcement - Girder	No.	6.00	0.133%		
6F,17	HT Steel for PSC - Girder	No.	2.00	0.066%		
6F,18	RCC M35 - SLAB	No.	6.00	0.077%		
6F,19	HYSB bar reinforcement - SLAB	No.	6.00	0.116%		
6F,20	Finishing Work (10% cost of overall work)	No.	6.00	0.184%		
<b>6F</b>	<b>Total Bill No: 6F Flyover</b>					
<b>6G</b>	<b>6G Major Bridges</b>					
6G,01	Structure excavation Ordinary and soft Soils - MJB	No.	22.00	0.012%	14	0.0079%
6G,02	Major Bridge PCC M15 grade - Levelling course	No.	22.00	0.023%	14	0.0147%
6G,03	HYSB bar reinforcement - Foundation	No.	22.00	2.534%	14	1.6123%
6G,04	RCC M35 Pile Cap	No.	22.00	0.646%	14	0.4108%
6G,05	RCC M35 1.2m dia piles	No.	22.00	1.523%	14	0.9692%
6G,06	RCC M35 - Abutment substructure	No.	12.00	0.091%		
6G,07	HYSB bar reinforcement - Abutment Substructure	No.	12.00	0.092%		
6G,08	RCC M35 - ABUTMENT CAP	No.	12.00	0.030%		
6G,09	HYSB bar reinforcement - ABUTMENT CAP	No.	12.00	0.034%		
6G,10	RCC M35 - Pier Substructure	No.	10.00	0.034%		
6G,11	HYSB bar reinforcement - Pier Substructure	No.	10.00	0.052%		

Item No,	Description	Unit	Physical Progress Quantity	Weightage in percentage to the Contract Price	Up to Date Quantity	Percentage of Work Done
6G,12	RCC M35 - Pier CAP	No.	10.00	0.082%		
6G,13	HYSB bar reinforcement - Pier CAP	No.	10.00	0.126%		
6G,14	PSC M45/M50 - Girder	No.	16.00	0.239%		
6G,15	HYSB bar reinforcement -Girder	No.	16.00	0.316%		
6G,16	HT Steel for PSC -Girder	No.	16.00	0.314%		
6G,17	RCC M35 - SLAB	No.	16.00	0.163%		
6G,18	HYSB bar reinforcement - SLAB	No.	16.00	0.245%		
6G,19	Finishing Work (10% cost of overall work)	No.	16.00	0.583%		
<b>6G</b>	<b>Total Bill No: 6G Major Bridges</b>					
<b>6H</b>	<b>6H : ROB</b>					
6H,01	Structural Excavation in ROB foundation	No.	42.00	0.016%	8.00	0.0030%
6H,02	ROB - Foundation PCC M15 grade Levelling course	No.	42.00	0.030%	4.00	0.0028%
6H,03	HYSB bar reinforcement - Foundation	No.	42.00	3.038%	16.50	1.1935%
6H,04	RCC M35 Pile Cap	No.	42.00	0.652%	4.00	0.0621%
6H,05	RCC M35 1.2m dia piles	No.	42.00	2.485%	24.50	1.4493%
6H,06	RCC M35 - ABUTMENT/Return Wall	No.	4.00	0.017%		
6H,07	HYSB bar reinforcement - ABUTMENT/Return Wall	No.	4.00	0.021%		
6H,08	RCC M35 - ABUTMENT CAP	No.	4.00	0.011%		
6H,09	HYSB bar reinforcement - ABUTMENT CAP	No.	4.00	0.018%		
6H,10	RCC M35 - PIER	No.	38.00	0.178%		
6H,11	HYSB bar reinforcement - PIER	No.	38.00	0.276%		
6H,12	RCC M35 - PIER CAP	No.	38.00	0.163%		
6H,13	HYSB bar reinforcement - Pier CAP	No.	38.00	0.278%		
6G,14	PSC M45/M50 - Girder	No.	40.00	0.225%		

Item No,	Description	Unit	Physical Progress Quantity	Weightage in percentage to the Contract Price	Up to Date Quantity	Percentage of Work Done
6G,15	HYSB bar reinforcement -Girder	No.	40.00	0.290%		
6G,16	HT Steel for PSC -Girder	No.	40.00	0.306%		
6H,14	RCC M35 - SLAB	No.	40.00	0.237%		
6H,15	HYSB bar reinforcement - SLAB	No.	40.00	0.352%		
6H,16	Providing and Fixing Steel Girder for Superstructure as per Technical Specification	No.	4.00	0.904%		
6H,17	Finishing Work (10% cost of overall work)	No.	40.00	0.531%		
<b>6H</b>	<b>Total Bill No. 6H : ROB</b>					
<b>7</b>	<b>Reinforced Earth Wall</b>					
7.01	PCC For RE Wall Foundation	Sqm.	26446.00	0.008%		
7.02	Providing RCC Facia Panel / Block	Sqm.	26446.00	0.431%		
7.03	Filter media behind RE walls	Sqm.	26446.00	0.101%		
7.04	Construction of embankment with Reinforced Earth	Sqm.	26446.00	0.270%		
7.05	RCC crash barrier with friction slab M 40	Sqm.	4228.00	0.243%		
<b>7</b>	<b>Total Amount Reinforced Earth Wall</b>					
<b>8</b>	<b>Service roads/ Slip Roads</b>					
8.01	Construction of Subgrade	Km.	2.43	0.054%		
8.02	Construction of GSB	Km.	2.43	0.111%		
8.03	Constructing Wet Mix Macadam base	Km.	2.43	0.145%		
8.04	Primer coat - Connecting road	Km.	2.43	0.009%		
8.05	Tack coat -1 - Connecting road	Km.	2.43	0.003%		
8.07	Dense Bituminous Macadam course- Connecting road	Km.	2.43	0.045%		
8.08	Bituminous Concrete - Connecting Road	Km.	2.43	0.102%		
<b>8</b>	<b>Total Service roads/ Slip Roads</b>					
<b>9</b>	<b>Toll Plaza</b>					
9.01	Clearing and grubbing - Toll Plaza	No.	2.00	0.000%		

Item No,	Description	Unit	Physical Progress Quantity	Weightage in percentage to the Contract Price	Up to Date Quantity	Percentage of Work Done
9.02	Construction of embankment - Toll Plaza	No.	2.00	0.096%		
9.03	Construction of Subgrade - Toll Plaza	No.	2.00	0.021%		
9.04	Constructing Grannular Sub-base - Toll Plaza	No.	2.00	0.025%		
9.05	Providing xxx mm thick DLC (M15) for Toll plaza	No.	2.00	0.036%		
9.06	Providing xxx mm thick PQC for Toll plaza	No.	2.00	0.241%		
9.07	Providing and fixing of Tool booth	No.	2.00	0.018%		
9.08	Roof over Toll plaza	No.	2.00	0.046%		
9.09	Operation & Office building at toll plaza	No.	1.00	0.127%		
9.11	Toll plaza sign boards	No.	2.00	0.100%		
9.12	Toll Plaza Facilities	No.	2.00	0.207%		
<b>9</b>	<b>Total Toll Plaza</b>					
9.10	Providing operational and maintenance Center	No.	1.00	0.249%		
9.11	Traffic Aid Booth	No.	1.00	0.016%		
9.12	Medical Aid Booth	No.	1.00	0.016%		
<b>10.00</b>	<b>DRAINAGE</b>					
10.01	Drain Excavation	Km.	29.37	0.060%		
10.02	Drain Lining	Km.	29.37	0.419%		
10.03	RCC M 20 Grade Dain	Km.	29.37	0.247%		
10.04	HYSD bar reinforcement	Km.	29.37	0.108%		
10.05	Construction of chute lined drain in shoulder	Km.	29.37	0.377%		
10.06	Construction of energy dissipation basin and sumps	Km.	29.37	0.062%		
<b>10</b>	<b>Total : DRAINAGE</b>					
<b>11.00</b>	<b>Traffic signs, Road markings and other road appurtunences</b>					
11.01a	Providing Kerb M-20 grade	Km.	29.37	0.213%		
11.01b	Painting on Kerbs	Km.	29.37	0.013%		



Item No,	Description	Unit	Physical Progress Quantity	Weightage in percentage to the Contract Price	Up to Date Quantity	Percentage of Work Done
11.02a	Supplying & Fixing Sign Boards	Km.	31.00	0.556%		
11.03a	Pavement marking	Km.	31.00	0.268%		
<b>11</b>	<b>Traffic signs, Road markings and other road appurtunences</b>					
11.05a	Providing lighting including all	Km.	31.00	0.742%		
11.06	Overhead Signs	Km.	31.00	0.18%		
b)	W-Beam Crash Barrier in Road work					
11.06b	Providing and erecting " W " metal beam crash barrier	Km.	29.37	1.070%		
<b>12</b>	<b>Wayside Amenities/Rest Area</b>					
12.01	Truck Parking service area	No.	2.00	0.996%		
12.02	Smaller Parking service area	No.	3.00	1.091%		
<b>12</b>	<b>Wayside Amenities/Rest Area</b>					
<b>13</b>	<b>Road Side Plantation</b>					
	Land Scaping and Tree plantation	Km.	29.37	0.258%		
<b>13</b>	<b>Environmental Plan</b>					
<b>14</b>	<b>PROTECTION WORKS</b>					
I	Boulder pitchin on slopes					
A	Providing and laying stone pitching on embankment slopes	Km.	29.37	0.321%		
B	Providing and laying filter media underneath stone pitching	Km.	29.37	0.133%		
II	Toe/Retaining wall					
A	Excavation of Retaining Wall + Toe Wall	Km.	1.89	0.028%	0.15	0.002%
B	M-15 PCC Retaining Wall + Toe Wall	Km.	1.89	0.077%	0.15	0.006%
C	M-25 Retaining Wall + Toe Wall	Km.	1.89	1.484%	0.11	0.0863%
D	HYS D - Retaining Wall + Toe Wall	Km.	1.89	1.265%	0.11	0.0736%
<b>14</b>	<b>Total : PROTECTION WORKS</b>					
<b>15</b>	<b>MISCELLANEOUS WORKS</b>					
III	Fencing Work					
A	Providing Chain Link Fencing in ROW	Km.	29.37	1.009%		
B	Providing & Placing Noise Barrier	Km.	9.30	0.366%		

Item No,	Description	Unit	Physical Progress Quantity	Weightage in percentage to the Contract Price	Up to Date Quantity	Percentage of Work Done
15.01	Providing Advanced Traffic Management Systems (ATMS)	Km.	31.00	0.421%		
15.02	Providing min 600 mm dia NP4 pipes across the road for utility work	No.	50.00	0.216%	15.00	0.0432%
15.03	Providing Rain Water Harvesting arrangement as shown in drawing with all materials etc., with all lifts and leads complete as directed by the engineer	No.	62.00	0.068%		
	<b>Others</b>					
15.04	Wearing courses	Km.	31.00	0.241%		
15.05	ROW Survey, centerline fixing along with fixing of ROW pillar and obtaining puation of ROW.....	Km.	31.00	0.926%	31	0.9264%
15.06	Emergency Cross Over	Nos.	6.00	0.016%		
15.07	Helipad	Nos.	1.00	0.016%		
<b>15</b>	<b>Total Bill No.15 : MISCELLANEOUS WORKS</b>					
	<b>Total Physical Progress</b>			<b>100%</b>		<b>17.21%</b>

#### 4.0 Land Acquisition and Clearance

##### 4.1 LA Summary: - A)Length Wise:

Land Acquisition Status									Annexure- G	
Sr.No	CHAINAGE		LENGTH (KM)	VILLAGE	SURVEY NO	Owner Name	CLEAR LENGTH (KM)	UNCLEAR LENGTH (KM)	SIDE	REMARKS
	FROM	TO								
1	292+000	293+410	1.410				1.410			
2	293+410	293+510	0.100	Tham	231	Huriben wd/o Vali bagas and others	0.100		LHS	
3	293+510	296+350	2.840				2.840			
4	296+350	296+450	0.100	Derol	519	Maniben Wd/o Gambhirsinh Dadabhai and others		0.100	BHS	
5	296+450	297+380	0.930				0.930			
6	297+380	297+455	0.075	Dayadra	504	Ismailbhai Ahamdbhai Isabhai and others	0.075		LHS	
7	297+455	297+600	0.145				0.145			
8	297+600	297+630	0.030	Dayadra	481	Musabhai Ahmadbhai Mala	0.030		RHS	
9	297+630	297+660	0.030				0.030			
10	297+660	297+705	0.045	Dayadra	462,463,465,466,467,468	Umarajibhai Ahamad Valibhai and others,Salim Yusuf Ibrahimbhai Mahanmadbhai and others	0.045		BHS	
11	297+705	297+805	0.100				0.100			
12	297+805	297+875	0.070	Dayadra	469	Ikbai Ahmad Isa	0.070		RHS	
13	297+875	298+070	0.195				0.195			
14	298+070	298+135	0.065	Dayadra	435	Ahamdbhai Amajibhai Mithabhai	0.065		RHS	
15	298+135	298+520	0.385				0.385			
16	298+520	298+540	0.020	Dayadra	540	Ismail Adam Vali and others	0.020		RHS	
17	298+540	298+710	0.170				0.170			
18	298+710	298+750	0.040	Dayadra	356	Gulambhai Ahmadbhai Mahanmadbhai and others	0.040		LHS	
19	298+750	298+875	0.125				0.125			
20	298+875	299+000	0.125	Dayadra	547	Aadambhai Musebhai Aamanjibhai		0.125	BHS	
21	299+000	299+360	0.360				0.360			
22	299+360	299+505	0.145	Dayadra	563,565/A	Usmanbhai Sulemanbhai Adambhai and others,Bibiben Wd/o Valibhai Isapbhai and others	0.145		BHS	
23	299+505	299+650	0.145				0.145			
24	299+650	299+680	0.030	Dayadra	567/B	Valibhai Yusufbhai Isabhai and others	0.030		RHS	

**Land Acquisition Status**

Sr.No	CHAINAGE		LENGTH (KM)	VILLAGE	SURVEY NO	Owner Name	CLEAR LENGTH (KM)	UNCLEAR LENGTH (KM)	Annexure- G	
	FROM	TO							SIDE	REMARKS
25	299+680	299+710	0.030				0.030			
26	299+710	299+820	0.110	Dayadra	569/A, 569/B	Zubedaben Wd/o Mahmadbhai Valibhai and others	0.110		BHS	
27	299+820	300+915	1.095				1.095			
28	300+915	301+000	0.085	Tralsa		Haji Ibrahim Ismail Kothivala and others	0.085		BHS	
29	301+000	301+110	0.110				0.110			
30	301+110	301+150	0.040	Tralsa		Haji Ibrahim Ismail Kothivala and others	0.040		BHS	
31	301+150	301+640	0.490				0.490			
32	301+640	301+850	0.210	Kelod	253/A	Mahmad Musabhai Vali Kalabhai and others		0.210	BHS	
33	301+850	305+000	3.150				3.150			
34	305+000	305+080	0.080	Pipaliya	213	Rashid Musa Ali and others	0.080		RHS	
35	305+080	305+155	0.075				0.075			
36	305+155	305+210	0.055	Pipaliya	215	Rashid Musa Ali and others	0.055		RHS	
37	305+210	306+050	0.840				0.840			
38	306+050	306+155	0.105	Karela	120	Thakorbhai Lalubhai and others	0.105		LHS	
39	306+155	306+480	0.325				0.325			
40	306+480	306+530	0.050	Karela	61	Rameshbhai Falubhai Patel	0.050		LHS	
41	306+530	309+640	3.110				3.110			
42	309+640	309+690	0.050	Kurchan	574	Vali Mahmud Abhram Vali	0.050		LHS	
43	309+690	309+880	0.190				0.190			
44	309+880	310+030	0.150	Kurchan	529/1,524/ 1,523/1,52 2,527	Yusuf Ibrahim Umarji and others, Ismail Ibrahim Vali, Aadam Vali and others		0.150	BHS	
45	310+030	310+040	0.010				0.010			
46	310+040	310+120	0.080	Kurchan	495	Ismail Mahnmud Aku	0.080		RHS	
47	310+120	312+300	2.180				2.180			
48	312+300	312+570	0.270	Simaltha	42	Administrator of Kamnath Mahadev	0.270		BHS	
49	312+570	313+630	1.060				1.060			
50	313+630	313+735	0.105	Simaltha	303	Maheshbhai Vasava		0.105	RHS	
51	313+735	316+780	3.045				3.045			

Land Acquisition Status										Annexure- G	
Sr.No	CHAINAGE		LENGTH (KM)	VILLAGE	SURVEY NO	Owner Name	CLEAR LENGTH (KM)	UNCLEAR LENGTH (KM)	SIDE	REMARKS	
	FROM	TO									
52	316+780	316+875	0.095	Dora	733	Old Govt. Land		0.095	BHS		
53	316+875	317+600	0.725				0.725				
54	317+600	317+710	0.110	Dora	620171	Administrator of Brahmanpanch	0.110		BHS		
55	317+710	319+800	2.090				2.090				
56	319+800	319+890	0.090	Danda	605	Jayantibhai Lallubhai		0.090	BHS		
57	319+890	320+230	0.340				0.340				
58	320+230	320+290	0.060	Telod	385	Administrator of Telod Kabripanth, Ambalal Ganeshbhai.	0.060		RHS		
59	320+290	320+340	0.050				0.050				
60	320+340	320+410	0.070	Telod	398	Administrator of Telod Kabripanth, Ambalal Ganeshbhai.	0.070		RHS		
61	320+410	321+220	0.810				0.810				
62	321+220	321+250	0.030	Suthodra	97	Mohansang Chhatrasang Deputy and others		0.030	RHS		
63	321+250	321+330	0.080				0.080				
64	321+330	321+410	0.080	Suthodra	108	Harisinh Jitsinh	0.080		LHS		
65	321+410	321+520	0.110				0.110				
66	321+520	321+700	0.180	Suthodra	106	Rukshanaben Jashubha Bhaibava and others	0.180		BHS		
67	321+700	321+850	0.150				0.150				
68	321+850	321+905	0.055	Suthodra	118	Rajendrasinh Udesinh		0.055	RHS		
69	321+905	322+130	0.225				0.225				
70	322+130	322+245	0.115	Matar Talpad	468,467	Jaydevprasad Ramanlal, Shree Bhikhabhai Laljibhai		0.115	BHS		
71	322+245	323+000	0.755				0.755				
<b>Length % of Project</b>			<b>31.000</b>				<b>29.925</b>	<b>1.075</b>			
			<b>100%</b>				<b>96.53%</b>	<b>3.47%</b>			

B)Area Wise:

Package - 3 (Sampa to Manubar)(Km 323.000 to Km 292.00)							
Sl. No.	Village Name	Taluka & District	Area in Hec.	Award (Rs. In Cr.)	Disbus Area in Hec.	Disburs (Rs. In Cr.)	Disbus Area in %
1	Matar Talpad	Tal.-Amod Dist.-Bharuch	19.7199	10.02	16.7231	8.43	85%
2	Vanta Matar		1.6709	1.64	0.6865	1.37	41%
3	Sunthodara		13.0293	1.77	13.0293	1.62	100%
4	Telod		3.4501	1.24	2.8330	1.15	82%
5	Danda		29.1681	19.81	28.6605	19.46	98%
6	Dora		38.0178	22.58	37.0607	22.17	97%
7	Simlatha		21.2190	42.05	19.6934	38.39	93%
8	Vantarsa		0.2261	0.04	0.2261	0.04	100%
9	Kurchan		18.1489	3.21	17.0847	3.00	94%
10	Padariya	Tal. & Dist.-Bharuch	5.7697	2.78	5.7697	2.78	100%
11	Karela		42.1435	20.70	40.8154	20.09	97%
12	Pipaliya		12.4403	3.78	12.2705	3.71	99%
13	Kelod		25.5545	24.16	24.4512	23.46	96%
14	Taralsa		16.5034	11.56	15.5425	10.88	94%
15	Dayadara		20.9353	8.48	17.1477	7.64	82%
16	Derol		35.3771	35.89	34.6392	35.12	98%
17	Tham		8.1923	4.22	7.9318	4.00	97%
18	Kanthariya		8.6506	11.01	6.6815	9.97	77%
<b>TOTAL AWARD PKG #3</b>			<b>320.2168</b>	<b>224.94</b>	<b>301.25</b>	<b>213.27</b>	<b>94%</b>

#### 4.2 Clearances Summary: -

<b>Environment</b>				
<b>Proposal Description</b>	<b>Status</b>	<b>Length impacted</b>	<b>Current stage</b>	<b>Issues/Comments</b>
As per Schedule-A (Annex-V) – The Environmental clearance have been obtained				
<b>Forest Land/Tree</b>				
<b>Proposal Description</b>	<b>Status</b>	<b>Length impacted</b>	<b>Current stage</b>	<b>Issues/Comments</b>
Tree cutting permission received on dated 25.03.2019 with letter no. NHAI PIU SURAT (Expressway)/FR-02/2019/1717				

### 4.3 Status of utility shifting: -

Utility Category	Name/ Department	Status	Length affected	Date & letter of request by Authority for estimate	Date & letter when Estimate was Received from concerned dept.	Date & letter when Estimate was Verified By IE.	Date & letter of Approval by Authority RO/ HQ	Date & letter of Deposit of super-vision charge	Progress of Physical Shifting	Date of Certification from Agency for Completion	Estimate Amount	Issue/ Comments
Water	GWSSB	Estimate is under progress	80 M	-	-		-	-	-	-	-	-
	SSNNL	SSNNL asking authority to get into agreement and rent.	730 M									
Electricity	DGVCL	PVKPL submit supervision charges vide Letter #80 on 16.05.2019	2640 M	-	-	#72,73 &74 on 13.02.2019	-	Supervision Charges Paid for 1) Palej on 24.05.2019 2) Amod on 23.05.2019 3) Bharuch (Rural) Pending-	-	-	-	Issue of Supervision charges of 2.5% (as per NHAI) & 15% as demanded by DGVCL is to be resolved
	GETCO	3/6 is submitted and rest are under progress	710 M			#342 on 01.05.2019						
Gas Pipe Lines	GAIL		300 M					Supervision Charges Paid by NHAI without GST				
Others	Trees	Charges Paid to DFO	900 M	#PVKEPL/V KE3/NHAI/100/2019 on 28.02.2019	#548-51/18-19 on 16.03.2019		-	NHAI/PIU Surat/2019/P-3-5/3195 On 17.05.2019	-	-	-	-



**5.0 Change of Scope:-**

Sr. No.	Proposal Details	Date of first submission to IE	Current Status	COS Amount	Expected/Actual date of Approval
	NIL	NIL	NIL	NIL	NIL

## 6.0 Mobilization of Resources.

<b>Sr. No</b>	<b>Equipment</b>	<b>Unit</b>	<b>Tentative Planning</b>	<b>Deployed Machinery Month of July-19</b>
1	Excavator	Nos	30	21
2	Motor Grader	Nos	20	12
3	Vibratory Roller	Nos	25	18
4	Wet Mix/ DLC Paver	Nos	1	-
5	Wet Mix Plant	Nos	1	1
6	PQC Paver	Nos	1	1
7	Pneumatic Tyre Roller	Nos	0	-
8	Dumpers/Tippers	Nos	100	51
9	FE Loaders/JCB	Nos	10	7
10	Water Tanker	Nos	30	20
11	Batching Plant CP60	Nos	2	2
12	Batching Plant CP 120	Nos	2	1
13	Transit Mixers	Nos	20	14
14	Concrete Pump	Nos	1	1
15	Kerb Mechine	Nos	1	0

## 7.0 Financial Progress Details

### 7.1 Pen Picture - Escrow



Total Bid Project Cost (Cr.)	Total Project Cost (Cr.)	Cumulative inflow to Escrow till previous month (Cr)	Cumulative outflow from Escrow till previous month (Cr)	Inflow to Escrow During the month (Cr)	Outflow from Escrow during the month (Cr)
1712.00	1027.2 Cr.	186.26	155.06	3.20	31.19

### 7.2 Escrow detail

Total Bid Project Cost (Cr.)	Total Project Cost (Cr.)	Escrow Plan till date-Debt (HAM)(Cr)	Escrow Plan till date-Equity (HAM)(Cr)	Escrow Plan till date- VGF (HAM)(Cr)	Escrow Actual till date-Debt (HAM)(Cr)	Escrow Actual till date- Equity (HAM)(Cr)	Escrow Actual till date- YGF (HAM)(Cr)
1712.00	1027.2 Cr.	142.03	102.72	265.36	0	103.49	0

## 8.0 QA/QC Report.

### 8.1 Test conducted on

		<b>NATIONAL HIGHWAY AUTHORITY OF INDIA</b> 												
Project		: Construction of Eight lane Vadodara Kim Expressway from Km. 292.000 to Km. 323.000 ( Manubar to Sanpa section of Vadodara Mumbai Expressway ) in State of Gujarat under NHDP Phase - VI on Hybrid Annuity Mode ( Phase IA - Package III)												
Client		: National Highways Authority Of India												
Independent Engineer		:Aarvee Associates Architects Engineers & Consultant Pvt. Ltd.												
CONCESSIONAIRE		: Patel Vadodara Kim Expressway Private Limited												
EPC CONTRACTOR		: Patel Infrastructure Limited												
<b>MONTHLY PROGRESS REPORT</b> MONTH OF JULY- 2019														
Sr. No.	Name of Test	Testing Method	Frequency of Test	Specification Requirements	Number of Tests Conducted									Remarks
					Up To Previous Month			This Month			Total Upto Date			
					Passed	Failed	Total No. of Test	Passed	Failed	Total No. of Test	Passed	Failed	Cum. No. of Test	
<b>OGI &amp; Cutting soil</b>														
1	Free Swell Index	IS 2720 Part 40	2 test per 3000 m <sup>3</sup>	50 % Max	10	0	10	0	0	0	10	0	10	
2	Grain Size Analysis	IS 2720 Part 4	2 test per 3000 m <sup>3</sup>	-	0	0	0	0	0	0	0	0	0	
3	Plasticity Index	IS 2720 Part 5	2 test per 3000 m <sup>3</sup>	LL= Not>50 %,PI =Not> 25 %	10	0	10	0	0	0	10	0	10	
4	Max. Dry Density	IS 2720 Part 8	2 test per 3000 m <sup>3</sup>	Up to 3m 1.52 gm./cc	0	0	0	0	0	0	0	0	0	
5	CBR	IS 2720 Part 16	1 test as required	Min. 8 % or as per design	0	0	0	0	0	0	0	0	0	
6	Density of Comp.Layer	IS 2720 Part 28	1 set of 10 tests/ 3000 m <sup>2</sup>	90-95 % of lab MDD	74	7	81	0	0	0	74	7	81	
7	Moisture Cont.	IS 2720 Part 2	2 test per 3000 m <sup>3</sup>	-2% to +1 % OMC	0	0	0	0	0	0	0	0	0	
<b>Borrow Area (Embankment &amp; Subgrade)</b>														
1	Free Swell Index	IS 2720 Part 40	2 test per 3000 m <sup>3</sup>	50 % Max	1758	0	1758	175	0	175	1933	0	1933	
2	Grain Size Analysis	IS 2720 Part 4	2 test per 3000 m <sup>3</sup>	-	1758	0	1758	175	0	175	1933	0	1933	
3	Plasticity Index	IS 2720 Part 5	2 test per 3000 m <sup>3</sup>	LL= Not>50 %,PI =Not> 25 %	1758	0	1758	175	0	175	1933	0	1933	
4	Max. Dry Density	IS 2720 Part 8	2 test per 3000 m <sup>3</sup>	Up to 3m 1.52 gm./cc More than 3m 1.60 gm./cc	1758	0	1758	175	0	175	1933	0	1933	
5	CBR	IS 2720 Part 16	1 test per 3000 m <sup>3</sup>	Min. 8 % as per design	113	0	113	5	0	5	118	0	118	
<b>Earthwork Field test</b>														
1	Density of Comp.Layer (Emb.)	IS 2720 Part 28	1 set of 10 tests per 3000 m <sup>2</sup>	95% of Lab MDD	10746	116	10862	3	1	4	10749	117	10866	
2	Density of Comp.Layer (Sub grade & Earthen shoulder)	IS 2720 Part 28	1 set of 10 tests per 2000 m <sup>2</sup>	97% of Lab MDD	0	0	0	0	0	0	0	0	0	
EPC Contractor's Representative				Concessionaire's Representative				IE's Representative						

Project	: Construction of Eight lane Vadodara Kim Expressway from Km. 292.000 to Km. 323.000 ( Manubar to Sanpa section of Vadodara Mumbai Expressway ) in State of Gujarat under NHDP Phase - VI on Hybrid Annuity Mode ( Phase IA - Package III)
Client	: National Highways Authority Of India
Independent Engineer	:Aarvee Associates Architects Engineers & Consultant Pvt. Ltd.
CONCESSIONAIRE	: Patel Vadodara Kim Expressway Private Limited
EPC CONTRACTOR	: Patel Infrastructure Limited

**MONTHLY PROGRESS REPORT**  
MONTH OF JULY- 2019

Sr. No.	Name of Test	Testing Method	Frequency of Test	Specification Requirements	Number of Tests Conducted									Remarks	
					Up To Previous Month			This Month			Total Upto Date				
					Passed	Failed	Total No. of Test	Passed	Failed	Total No. of Test	Passed	Failed	Cum. No. of Test		
<b>GSB</b>															
1	Sieve Analysis		1 Test /400M <sup>2</sup>	As per MORT&H Table 400-1	14	0	14	0	0	0	14	0	14		
2	Plasticity Index	IS 2720 Part 5	1 Test /400M <sup>2</sup>	LL=Not>25% PI=Not>6%	13	0	13	0	0	0	13	0	13		
3	Max. Dry Density	IS 2720 Part 8	1 TEST PER SOURCE		12	0	12	0	0	0	12	0	12		
4	CBR	IS 2720 Part 16	As Required	30% Min.	5	0	5	0	0	0	5	0	5		
5	Water Absorption	IS 2386 Part 3	As Required	2% Max.	3	0	3	0	0	0	3	0	3		
6	AIV	IS 2386 (P-4) & IS 5600	As Required	40% Max	7	0	7	0	0	0	7	0	7		
7	Density of Comp.Layer	IS 2720 Part 28	1 Test /1000M <sup>2</sup>	98% of Lab MDD	32	0	32	0	0	0	32	0	32		
<b>PHYSICAL PROPERTIES OF AGGREGATE FOR CONCRETE</b>															
1	Sieve Analysis of CA	IS 2386 Part 1	1 Test/Concreting Day	As per IS 383	90	0	90	28	0	28	118	0	118		
2	Sieve Analysis of FA	IS 2386 Part 1	1 Test/Concreting Day	As per IS 383	60	0	60	28	0	28	88	0	88		
3	Aggregate Impact Value	IS 2386 Part 4	1 Test/Concreting Day	As per IS 383	60	0	60	28	0	28	88	0	88		
4	Flakiness Index	IS 2386 Part 1	1 Test/Concreting Day	As per IS 383	60	0	60	28	0	28	88	0	88		
5	Silt Content	IS 383	As Required		60	0	60	15	0	15	75	0	75		
6	Specific Gravity & W A	IS 2386 PART 3	1 Test/Month		3	0	3	3	0	3	6	0	6		
<b>Concrete Mix Design (cube sets)</b>															
1	M15	7 Days	IS-516	As per MoRT&H	0	0	0	0	0	0	0	0	0		
		28 Days			0	0	0	0	0	0	0	0	0	0	
2	M20 Kerb	7 Days			0	0	0	0	0	0	0	0	0	0	
		28 Days			0	0	0	0	0	0	0	0	0	0	
3	M20	7 Days			0	0	0	0	0	0	0	0	0	0	
		28 Days			0	0	0	0	0	0	0	0	0	0	
4	M25 PCC	7 Days			4	0	0	5	0	5	9	0	5		
		28 Days			12	0	0	12	0	12	24	0	12		
5	M30	7 Days			6	0	0	8	0	8	14	0	8		

EPC Contractor's Representative

Concessionaire's Representative

IE's Representative

Project	: Construction of Eight lane Vadodara Kim Expressway from Km. 292.000 to Km. 323.000 ( Manubar to Sanpa section of Vadodara Mumbai Expressway ) in State of Gujarat under NHDP Phase - VI on Hybrid Annuity Mode ( Phase IA - Package III)
Client	: National Highways Authority Of India
Independent Engineer	:Aarvee Associates Architects Engineers & Consultant Pvt. Ltd.
CONCESSIONAIRE	: Patel Vadodara Kim Expressway Private Limited
EPC CONTRACTOR	: Patel Infrastructure Limited

**MONTHLY PROGRESS REPORT**  
MONTH OF JULY- 2019

Sr. No.	Name of Test	Testing Method	Frequency of Test	Specification Requirements	Number of Tests Conducted									Remarks
					Up To Previous Month			This Month			Total Upto Date			
					Passed	Failed	Total No. of Test	Passed	Failed	Total No. of Test	Passed	Failed	Cum. No. of Test	
6	M35 7 Days	IS-516	18 Cubes	As per MoRT&H	12	0	0	15	0	15	27	0	15	
	28 Days				14	0	0	45	0	45	59	0	45	
7	M35 Pile 7 Days				36	0	0	45	0	45	81	0	45	
	28 Days				9	0	0	6	0	6	15	0	6	
8	M35 RE block 7 Days				21	0	0	21	0	21	42	0	21	
	28 Days				0	0	0	0	0	0	0	0	0	
9	M40 7 Days				0	0	0	0	0	0	0	0	0	
	28 Days				1	0	0	2	0	2	3	0	2	
10	M45 7 Days				3	0	0	12	0	12	15	0	12	
	28 Days				1	0	0	0	0	0	1	0	0	
11	M50 7 Days				6	0	0	3	0	3	9	0	3	
	28 Days				0	0	0	0	0	0	0	0	0	
12	M40 PQC 7 Days				0	0	0	0	0	0	0	0	0	
	28 Days				0	0	0	0	0	0	0	0	0	
13	M40 PQC Fl. Strength 7 Days	0	0	0	0	0	0	0	0	0				
	28 Days	0	0	0	0	0	0	0	0	0				
14	DLC 7 Days	IS-516	10 cubes	As per MoRT&H	0	0	0	30	12	42	30	12	42	

EPC Contractor's Representative

Concessionaire's Representative

IE's Representative

Project	: Construction of Eight lane Vadodara Kim Expressway from Km. 292.000 to Km. 323.000 ( Manubar to Sanpa section of Vadodara Mumbai Expressway ) in State of Gujarat under NHDP Phase - VI on Hybrid Annuity Mode ( Phase IA - Package III)
Client	: National Highways Authority Of India
Independent Engineer	: Aarvee Associates Architects Engineers & Consultant Pvt. Ltd.
CONCESSIONAIRE	: Patel Vadodara Kim Expressway Private Limited
EPC CONTRACTOR	: Patel Infrastructure Limited

**MONTHLY PROGRESS REPORT**  
MONTH OF JULY- 2019

Sr. No.	Name of Test	Testing Method	Frequency of Test	Specification Requirements	Number of Tests Conducted									Remarks								
					Up To Previous Month			This Month			Total Upto Date											
					Passed	Failed	Total No. of Test	Passed	Failed	Total No. of Test	Passed	Failed	Cum. No. of Test									
<b>Field Concrete (cube sets)</b>																						
1	M15	7 Days	1 test - 0-5 M3 2 test - 6-15 m3 3 test - 16-30 m3 4 test - 31- 50 m3 +1 test for every 50m3 concrete	As per MoRT&H	22	0	22	0	0	0	22	0	22									
		28 Days			85	0	85	0	0	0	85	0	85									
2	M20 Kerb	7 Days			1 test - 0-5 M3 2 test - 6-15 m3 3 test - 16-30 m3 4 test - 31- 50 m3 +1 test for every 50m3 concrete	As per MoRT&H	0	0	0	0	0	0	0	0	0							
		28 Days					2	0	2	0	0	0	2	0	2							
3	M25 PCC	7 Days					1 test - 0-5 M3 2 test - 6-15 m3 3 test - 16-30 m3 4 test - 31- 50 m3 +1 test for every 50m3 concrete	As per MoRT&H	122	0	122	61	0	61	183	0	183					
		28 Days							120	0	120	276	0	276	396	0	396					
4	M30	7 Days							1 test - 0-5 M3 2 test - 6-15 m3 3 test - 16-30 m3 4 test - 31- 50 m3 +1 test for every 50m3 concrete	As per MoRT&H	52	0	52	33	0	33	85	0	85			
		28 Days									135	0	135	2	0	2	137	0	137			
5	M35	7 Days									1 test - 0-5 M3 2 test - 6-15 m3 3 test - 16-30 m3 4 test - 31- 50 m3 +1 test for every 50m3 concrete	As per MoRT&H	38	0	38	18	0	18	56	0	56	
		28 Days											79	0	79	154	0	154	233	0	233	
6	M35 Pile	7 Days	1 test - 0-5 M3 2 test - 6-15 m3 3 test - 16-30 m3 4 test - 31- 50 m3 +1 test for every 50m3 concrete	As per MoRT&H									183	0	183	45	0	45	228	0	228	
		28 Days											606	0	606	548	0	548	1154	0	1154	
7	M35 RE block	7 Days			1 test - 0-5 M3 2 test - 6-15 m3 3 test - 16-30 m3 4 test - 31- 50 m3 +1 test for every 50m3 concrete	As per MoRT&H							0	0	0	0	0	0	0	0	0	
		28 Days											0	0	0	0	0	0	0	0	0	
8	M40	7 Days					1 test - 0-5 M3 2 test - 6-15 m3 3 test - 16-30 m3 4 test - 31- 50 m3 +1 test for every 50m3 concrete	As per MoRT&H					1	0	1	1	0	1	2	0	2	
		28 Days											3	0	3	1	0	1	4	0	4	
9	M45	7 Days							1 test - 0-5 M3 2 test - 6-15 m3 3 test - 16-30 m3 4 test - 31- 50 m3 +1 test for every 50m3 concrete	As per MoRT&H			0	0	0	0	0	0	0	0	0	
		28 Days											0	0	0	0	0	0	0	0	0	
10	M50	7 Days									1 test - 0-5 M3 2 test - 6-15 m3 3 test - 16-30 m3 4 test - 31- 50 m3 +1 test for every 50m3 concrete	As per MoRT&H	0	0	0	0	0	0	0	0	0	
		28 Days											0	0	0	0	0	0	0	0	0	

EPC Contractor's Representative

Concessionaire's Representative

IE's Representative

Project	: Construction of Eight lane Vadodara Kim Expressway from Km. 292.000 to Km. 323.000 ( Manubar to Sanpa section of Vadodara Mumbai Expressway ) in State of Gujarat under NHDP Phase - VI on Hybrid Annuity Mode ( Phase IA - Package III)
Client	: National Highways Authority Of India
Independent Engineer	: Aarvee Associates Architects Engineers & Consultant Pvt. Ltd.
CONCESSIONAIRE	: Patel Vadodara Kim Expressway Private Limited
EPC CONTRACTOR	: Patel Infrastructure Limited

**MONTHLY PROGRESS REPORT**  
MONTH OF JULY- 2019

Sr. No.	Name of Test	Testing Method	Frequency of Test	Specification Requirements	Number of Tests Conducted									Remarks	
					Up To Previous Month			This Month			Total Upto Date				
					Passed	Failed	Total No. of Test	Passed	Failed	Total No. of Test	Passed	Failed	Cum. No. of Test		
11	M40 PQC	7 Days	1 test of 2 cubes & 2beams for 150 m3 or Min. 6 cubes & 6 beams for the day	As per MoRT&H	0	0	0	0	0	0	0	0	0		
		28 Days			0	0	0	0	0	0	0	0			
12	M40 PQC F.5	7 Days			0	0	0	0	0	0	0	0	0		
		28 Days			0	0	0	0	0	0	0	0	0		
13	DLC	7 Days	IS-516	1set of 3cubes for 1000 m2	As per MoRT&H	0	0	0	0	0	0	0	0		
14	DLC	FDD	IS 2720 Part 28	1 Test /2000M <sup>3</sup>	98% of Ref. Density	0	0	0	0	0	0	0	0	0	
<b>Cement</b>															
1	Fineness	IS 4031	1 Test/Week			22	0	22	3	0	3	25	0	25	
2	Consistency	IS 4031	1 Test/Week			16	0	16	3	0	3	19	0	19	
3	Setting Time	IS 4031	1 Test/Week			16	0	16	3	0	3	19	0	19	
4	Soundness	IS 4031	1 Test/Week			2	0	2	0	0	0	2	0	2	
5	Compressive Strength	IS 4031	1 Test/Week												
	a) 3 Days		01 set = 3 Cube			16	0	16	3	0	3	19	0	19	
	b) 7 Days		01 set = 3 Cube			14	0	14	6	0	6	20	0	20	
	c) 28 Days		01 set = 3 Cube			14	0	14	10	0	10	24	0	24	

EPC Contractor's Representative

Concessionaire's Representative

IE's Representative

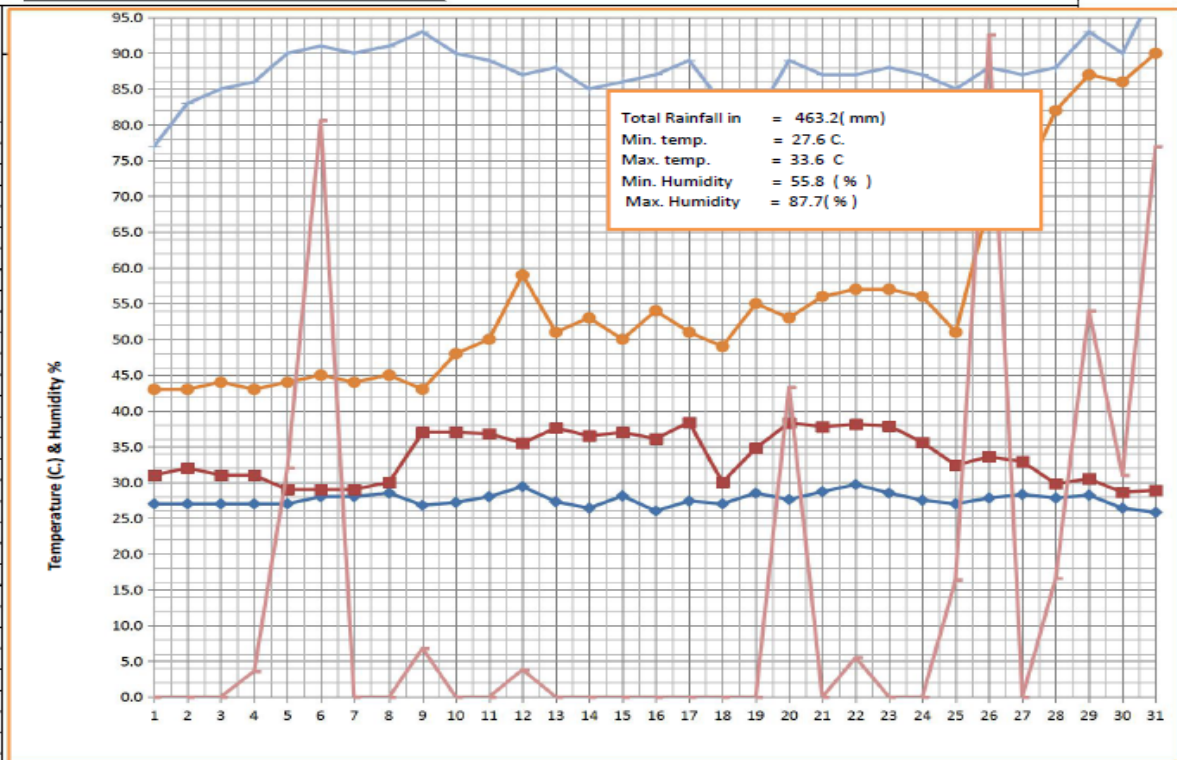


## 8.2 Weather report

Construction of Eight lane Vadodara Kim Expressway from Km. 292.00 to km. 323.00 ( Manubar to Sanpa Section of Vadodara Mumbai Expressway ) in the State of Gujarat under NHDP Phase - VI on Hybrid Annuity Mode ( Phase IA- Package-III)

### WEATHER REPORT (Month of July - 2019)

Sl. No.	Date	Temperature C		Humidity %		Rainfall (mm)	remark
		Min. Temp. (°C)	Max. Temp. (°C)	Min.	Max.		
1	01-Jul-19	27.0	31.0	43.0	77.0	0.0	Cloudy
2	02-Jul-19	27.0	32.0	43.0	83.0	0.0	Cloudy
3	03-Jul-19	27.0	31.0	44.0	85.0	0.0	sunny
4	04-Jul-19	27.0	31.0	43.0	86.0	3.6	Cloudy
5	05-Jul-19	27.0	29.0	44.0	90.0	32.0	Cloudy
6	06-Jul-19	28.0	29.0	45.0	91.0	80.6	Cloudy
7	07-Jul-19	28.0	29.0	44.0	90.0	0.0	Cloudy
8	08-Jul-19	28.5	30.0	45.0	91.0	0.0	sunny
9	09-Jul-19	26.8	37.0	43.0	93.0	6.8	Cloudy
10	10-Jul-19	27.2	37.0	48.0	90.0	0.0	sunny
11	11-Jul-19	28.0	36.8	50.0	89.0	0.0	sunny
12	12-Jul-19	29.4	35.5	59.0	87.0	3.8	Cloudy
13	13-Jul-19	27.3	37.6	51.0	88.0	0.0	sunny
14	14-Jul-19	26.4	36.5	53.0	85.0	0.0	sunny
15	15-Jul-19	28.1	37.0	50.0	86.0	0.0	sunny
16	16-Jul-19	26.0	36.1	54.0	87.0	0.0	sunny
17	17-Jul-19	27.4	38.4	51.0	89.0	0.0	sunny
18	18-Jul-19	27.0	30.0	49.0	83.0	0.0	sunny
19	19-Jul-19	28.5	34.8	55.0	81.0	0.0	sunny
20	20-Jul-19	27.6	38.3	53.0	89.0	43.3	Cloudy
21	21-Jul-19	28.7	37.8	56.0	87.0	0.0	Cloudy
22	22-Jul-19	29.7	38.1	57.0	87.0	5.5	Cloudy
23	23-Jul-19	28.5	37.9	57.0	88.0	0.0	Cloudy
24	24-Jul-19	27.5	35.6	56.0	87.0	0.0	Cloudy
25	25-Jul-19	27.0	32.4	51.0	85.0	16.4	Cloudy
26	26-Jul-19	27.8	33.6	69.0	88.0	92.6	Cloudy
27	27-Jul-19	28.3	32.9	72.0	87.0	0.0	Cloudy
28	28-Jul-19	27.8	29.8	82.0	88.0	16.6	Cloudy
29	29-Jul-19	28.2	30.5	87.0	93.0	54.0	Cloudy
30	30-Jul-19	26.4	28.6	86.0	90.0	31.0	Cloudy
31	31-Jul-19	25.8	28.9	90.0	99.0	77.0	Cloudy



Contractor's Representative

Concessionaire's Representative

IE 's Representative

# 9.0 Safety Features

## 9.1 Pen picture of safety features

Location of Black spot	Suggested Remedial Measures with in provisions of Concession Agreement	Additional Remedial Measures (if any)	Financial implications of additional Remedial Measures for Authority
NIL			

## 9.2 Accident report : NIL

## 10.0 Review status of drawings/design reports

### 10.1 Structure drawing status

Design Status of Manubar- Sanpa Project [As on 31.07.2019]								
Sr.No	Type of Structure	Total scope [ in Nos.]	Nos. of structures Submitted to IE	Nos. of structures Approved by IE	Chainage	Submission to IE	Comments from IE	Remarks
1	Pipe Culvert	35	35	-	-	Submitted via direct mail from SES to IE dated 15.05.2019 at 2:36 PM	Found in order as per MoM dt. 17.05.2019	-
2	Box Culvert	27	21	-	-	Submitted via letter no. 050 dated 17.04.2019, also via direct mail from SES on 26.05.2019 at 5:44pm for BC 315+225, also 12 submitted via letter no. 089 dt. 27.05.2019, 316+420 submitted via letter no. 128 dt 27.06.2019	316+420 approval received via letter no. 632 dt. 16.07.2019	12 Nos are found in order (less than 20°) in MOM
3	Flyover	1	1	-	299+375	Submitted via letter no. 071 dated 09.05.2019	Comments received via letter No. 584 dated 01.07.2019	Pending with concessionaire
4	Major Bridge	3	3	-	302+732	Submitted via letter no. 029 dated 28.03.2019	Comments received via letter No. 383 dated 11.05.2019	Pending with Concessionaire
					318+875	Submitted via letter no. 039 dated 10.04.2019	Comments received via letter No. 338 dated 01.05.2019	Pending with Concessionaire
					321+280	Submitted via letter no. 030 dated 28.03.2019	Comments received via letter No. 387 dated 11.05.2019	Pending with IE
5	Minor Bridge	11	10	-	294+085	Directly by SES to Aarvee via mail dt. 25.05.2019 at 6:20 pm	-	Pending with IE

Sr.No	Type of Structure	Total scope [ in Nos.]	Nos. of structures Submitted to IE	Nos. of structures Approved by IE	Chainage	Submission to IE	Comments from IE	Remarks
5	Minor Bridge	11	10	-	296+432	Direct mail from SES to IE dated 01.06.2019 at 10:19 AM and letter no. 117 dt.21.06.2019	AA/VKE/PVKEPL/144/19-20/Q&M/602 Dt. 08.07.2019	Pending with concessionaire
					297+472	Submitted via letter no. 017 dated 28.02.2019, also Directly by SES to Aarvee via mail dt. 24.05.2019 at 6:22 pm. compliance submitted via letter no. PVKEPL/VKP3/IE/178/2019 dt. 23.07.2019	Comments received via letter No. 531 dated 21.06.2019	Pending with IE
					297+562	Submitted via direct mail from SES to IE dated 29.05.2019 at 6:41 PM	AA/VKE/PVKEPL/145/19-20/DESIGN REVIEW/613 Dt. 09.07.2019	Pending with Concessionaire
					304+450	Directly by SES to Aarvee via mail dt. 31.05.2019 at 4:45 pm	AA/VKE/PVKEPL/145/19-20/DESIGN REVIEW/613 Dt. 09.07.2019	Pending with Concessionaire
					307+731	Submitted via direct mail from SES to IE dated 29.05.2019 at 7:00 PM	AA/VKE/PVKEPL/145/19-20/DESIGN REVIEW/613 Dt. 09.07.2019	Pending with Concessionaire
					309+100	Submitted via letter no. 135 dated 05.04.2019	Comments received via letter No. 355 dated 06.05.2019	Pending with Concessionaire
					309+840	Submitted via letter no. 014 dated 21.02.2019, also Directly submitted by SES to Aarvee via mail dt. 23.05.2019 at 6:41 pm	-	Pending with IE
					310+752	Submitted via letter no. 132 dt. 12.07.2019	-	Pending with IE

Sr.No	Type of Structure	Total scope [in Nos.]	Nos. of structures Submitted to IE	Nos. of structures Approved by IE	Chainage	Submission to IE	Comments from IE	Remarks
5	Minor Bridge	11	10	-	313+835	Submitted via direct mail from SES to IE dated 29.05.2019 at 4:52 PM	AA/VKE/PVKEPL/145/19-20/DESIGN REVIEW/613 Dt. 09.07.2019	Pending with Concessionaire
					314+314	Directly by SES to Aarvee via mail dt. 25.05.2019 at 6:19 pm and via letter no. PVKEPL/VKE3/IE/177/2019 dt. 23.07.2019	-	Pending with IE
6	PUP	30	30	-	-	-29 Nos via letter No. 21 dated 22.10.2018 - 1 No via letter No. 37 dated 12.12.2018 -Further 18 Nos revised Submitted Via ltr no. 18 on 28.02.2019, also Directly submitted by SES to Aarvee via mail dt. 23.05.2019 at 6:41 pm R3- PVKEPL/HO/VKP3/IE/093/2019 dt. 28.05.2019 - Further revised 12 Nos submitted via 049 on 17.04.2019 -Directly by SES to Aarvee via mail dt. 30.05.2019 at 8:00 pm	comments received via letter no. AA/VKE/PVKEPL/092/19-20/DESIGN REVIEW/357 dated 06.05.2019 and AA/VKE/PVKEPL/092/19-20/DESIGN REVIEW/442 dated 28.05.2019 on Geotech reports 3 Approved vide AA/VKE/PVKEPL/0114/19-20/DESIGN REVIEW/472 Dt. 03.06.2019 18 Approved vide AA/VKE/PVKEPL/0115/19-20/DESIGN REVIEW/473 Dt. 03.06.2019	9 Nos. Pending with concessionaire
7	VUP	3	3	-	295+575	Directly by SES to Aarvee via mail dt. 24.05.2019 at 6:22 pm	AA/VKE/PVKEPL/0116/19-20/DESIGN REVIEW/474 Dt. 03.06.2019	Approved by IE
					303+830	Submitted via direct mail from SES to IE dated 30.05.2019 at 8:00 PM	-	Pending with IE
					312+720	Submitted via letter no. 024 dated 22.10.2018	Comments received via letter No. 053 dated 02.02.2019	Complied.

Sr.No	Type of Structure	Total scope [ in Nos.]	Nos. of structures Submitted to IE	Nos. of structures Approved by IE	Chainage	Submission to IE	Comments from IE	Remarks
8	VOP	1	-	-	307+193	Submitted via PVKEPL/HO/VKP3/IE/129/2019 dt. 09.07.2019	-	Pending with IE
9	LVUP	7	7	1		Submitted via letter no. 021 dated 22.10.2019, also 4 submitted Directly by SES to Aarvee via mail dt. 26.05.2019 at 4:55 pm, 311+047 submitted via direct mail from SES on 28.05.2019 at 8:20 pm -Directly by SES to Aarvee via mail dt. 30.05.2019 at 8:00 pm 6 submitted via letter no. 127 dt. 25.06.2019	311+047 approved by AA/VKE/PVKEPL/0119/19-20/DESIGN REVIEW/485 Dt. 06.06.2019. comments on 6 LVUP received via letter no. 590 Dt. 04.07.2019	1 approved 6 to be complied by concessionaire
10	ROB	1	1	-	293+014	Submitted via letter no. 046 dated 26.04.2019	Comments received via IE letter no. 526 dt. 17.06.2019	Pending with concessionaire

## 10.2 Highway drawing status

Plan and Profile				
Sr No.	Description	Concessionaire Submission Letter No. and Date	IE's comment Letter No. and Date	Remark
1	MCW	# 35 on 08.04.2019	# 476 Dt. 04.06.2019	
2	Connecting road	# 35 on 08.04.2019	# 476 Dt. 04.06.2019	
3	VOP Approaches	# 35 on 08.04.2019	# 476 Dt. 04.06.2019	

## Abstract of Pavement Design

Connecting Road / Main Carriageway & Type of Pavement			Pavement Composition	Status	Remark	
Main Carriage Way	connecting Roads/ Overpass Cross Roads	Flexible Pavement	New Construction (10 MSA)	40 mm BC + 50 mm DBM +250 mm WMM + 200 mm GSB + 500 mm Subgrade with 8% effective CBR	<b>APPROVED</b>	Letter no. AA/VKE/PVKEPL/051/18-19/Design Review/176 dated 13.03.2019
				30 mm BC + 50 mm DBM +250 mm WMM + 200 mm GSB + 500 mm Subgrade with 10% effective CBR	<b>APPROVED</b>	Letter no. AA/VKE/PVKEPL/051/18-19/Design Review/176 dated 13.03.2019
				30 mm BC + 50 mm DBM +100 mm WMM + 150 mm CTSB + 500 mm Subgrade with 8% effective CBR	<b>APPROVED</b>	Letter no. AA/VKE/PVKEPL/051/18-19/Design Review/176 dated 13.03.2019
				30 mm BC + 50 mm DBM +100 mm WMM + 150 mm CTSB + 500 mm Subgrade with 10% effective CBR	<b>APPROVED</b>	Letter no. AA/VKE/PVKEPL/051/18-19/Design Review/176 dated 13.03.2019
				40 mm BC + 100 mm Aggregate Layer (WMM) + 200 mm Cemented Base + 250 mm GSB + 500 mm Subgrade with 8% effective CBR	<b>APPROVED</b>	Letter no. AA/VKE/PVKEPL/051/18-19/Design Review/176 dated 13.03.2019
				40 mm BC + 100 mm Aggregate Layer (WMM) + 200 mm Cemented Base + 250 mm GSB + 500 mm Subgrade with 10 % effective CBR	<b>APPROVED</b>	Letter no. AA/VKE/PVKEPL/051/18-19/Design Review/176 dated 13.03.2019
Main Carriage Way	Rigid Pavement	New Construction	300 mm PQC + 150 mm DLC + 150 mm GSB+ 500 mm Subgrade with 8% effective CBR	<b>APPROVED</b>	Letter no. AA/VKE/PVKEPL/051/18-19/Design Review/176 dated 13.03.2019	



## **PLANT & APPROVAL STATUS**

### **CRUSHER:-**

300 TPH @ Rajpardi for Aggregates – Functional

### **Batching Plant:-**

1. Batching Plant (60 CUM) @ Tralsa Camp (KM 299+350 R/S) - Functional
2. Batching Plant (112 CUM) @ Tralsa Camp (KM 299+350 R/S) - Functional
3. Batching Plant (60 CUM) @ Dayadra (KM 300+000 L/S) - Functional

## 10.3 Review status of source approvals

### **Course Aggregates:-**

1. Rajpardi Quarry Approved vide letter no. 85 dated 15th FEB 2019

### **Fine Aggregates:-**

- Bodeli Source Approved vide letter no. 86 dated 16th FEB 2019  
Nareshwar Source Approved vide letter no. 86 dated 16th FEB 2019

### **Cement:-**

- M/s Birla Corporation Ltd., Chanderiya, Rajasthan vide 048 dated 02<sup>th</sup> Feb 2019  
M/s Ultra Tech Cement Ltd., Mumbai vide 048 dated 02<sup>th</sup> Feb 2019  
M/s Udaipur Cement works lid. Vide 048 dated 02<sup>th</sup> Feb 2019  
M/s Sanghi Industries Ltd., Kutch District, Gujarat. Vide 048 dated 02<sup>th</sup> Feb 2019  
M/s JK Lakshmi Cement Ltd., Sirohi, Rajasthan vide 048 dated 02<sup>th</sup> Feb 2019  
M/s Gujarat Sidhee cement vide 281 dated 11<sup>th</sup> March 2019  
M/s Hathi Cement vide 289 dated 13<sup>th</sup> March 2019  
M/s Nuvoko Cement vide 546 dated 24<sup>th</sup> July 2019

### **Chemical Admixture:-**

- M/S BASF India Limited Approved vide letter no. 062 dated 12<sup>th</sup> Feb 2019  
M/S Kunal Conchem Pvt Ltd Approved vide letter no. 062 dated 12<sup>th</sup> Feb 2019  
M/S STO vide letter no. 288 dated 13<sup>th</sup> April 2019  
M/S Salimar Seal and Tar Product vide letter no. 676 dated 29<sup>th</sup> July 2019  
M/S Yahska polymers Private limited vide letter no. 674 dated 29<sup>th</sup> July 2019  
M/S CAC vide letter no. 677 dated 29<sup>th</sup> July 2019

### **Reinforcement Steel:-**

- M/s Essar Steel Limited, Mumbai  
M/s Electrosteel Steel Limited, Kolkatta  
Steel Authority of India Limited (SAIL)  
Tata Iron and Steel company Limited (TISCO)  
Rashtriya Ispat Nigam Limited (RINL)  
Jindal Steel & Power Limited (JSPL)

### **NP4 Hume Pipe:-**

M/s Giriraj Hume Pipes Industries, Bodeli Approved vide letter no. 066 dated 12<sup>th</sup> Feb 2019  
Approved Quantity of 1200 Dia NP4 Pipes – 700 Nos.

M/s T&G Approved vide letter no. 547 dated 24<sup>th</sup> June 2019

### **Concrete Mix Design:-**

1) M-15 PCC, M-20 PCC, M-25 RCC, M-30 RCC, M-35 RCC, M-35 Pile, M-40 RCC  
With Ultratech OPC 53 Grade cement, Timba Quarry Aggregates, Bodeli and Nareshwar  
Sand and Kunal Con Plast Admixture. Approved vide letter no. 131 dated 25<sup>th</sup>  
Feb 2019.

2) M-15 PCC, M-20 PCC, M-25 RCC, M-30 RCC, M-35 RCC, M-35 Pile, M-40 RCC  
With Ultratech OPC 53 Grade cement, Timba Quarry Aggregates, Bodeli and Nareshwar  
Sand and BASF Admixture. Approved vide letter no. 132 dated 25<sup>th</sup> Feb 2019.

### **Borrow Area:-**

Status	Number of Borrow areas	Qty(Cum)
Approved	27	998817
Compliance Req	21	790275
Compliance Done	1	14700
submitted - Under Review with IE	12	429200
Req. to submit	3	95370
<b>Total</b>		<b>2328362</b>

### **Independent Laboratory :-**

Mukesh A Patel, Ahmedabad Approved vide letter no. 065 dated 12<sup>th</sup> Feb 2019

Geo Design & Research Pvt Ltd Approved vide letter no. 283 dated 11th April 2019

### **NCR:-**

**NCR.01:-** Embankment construction is carried out on review stretches without ground improvement. By Letter no. 209 on 22.03.2019 and complied Vide letter 56 on dated 19.04.2019. IE reviewed and commented vide letter no 451 on dated 30.05.2019.

**NCR.02**:- Embankment construction is carried out on review stretches without ground improvement. By Letter no. 253 on 08.04.2019 and complied Vide letter 56 on dated 19.04.2019.IE reviewed and commented vide letter mo 466 on dated 31.05.2019.

**NCR.03**:- Construction of Raft is carried out 500mm below the OGL at interface of PUP at Ch. 304+170 on LHS.Rectification Done.

**NCR.04**:- PCC Construction is carried out at Foundation level over un-compacted earth fill of 900mm thick for the construction of PUP at Km. 305+058 and Km. 309+550. Rectification work in progress.

**NCR.05**:- Construction of back fill is carried out in a single layer with embankment of 1.5m depth around the HPC at ch.303+408. Rectification work in progress.

## DETAILS OF CORRESPONDENCE IN THE YEAR OF 2018 BY PVKEPL

Sr. No.	Letter No.	Date	Letter from PVKEPL Reg.
1	PVKEPL/HO//VKE3/153/2019	06.07.2019	Details of Authorized nominated person to interact with GAIL- Reg.
2	PVKEPL/HO/VKP3/IE/129/2019	09.07.2019	Regarding Submission of detailed Drawing, Design and Geotech report for VOP at Ch. 307+170
3	PVKEPL/HO/VKE3/IE/130/2019	09.07.2019	Submission of Monthly progress Report for the Month of June 2019- Reg.
4	PVKEPL/HO/VKP3/NHAI/131/2019	12.07.2019	Submission of Certificate for Lower rate deduction of TDS for the above captioned project work
5	PVKEPL/HO/VKP3/IE/132/2019	12.07.2019	Regarding Submission of detailed design and drawing for MNB at Ch. 310+720
6	PVKEPL/HO/VKE3/IE/133/2019	12.07.2019	Submission of Monthly progress Report for the Month of June 2019- Reg.
7	PVKEPL/HO/VP3/PIU/134/2019	19.07.2019	Submission of detailed design and drawing for ROB between Tham and Samni stations (between EP No. 9/8 & 9/10) at Ch. 293+014
8	PVKEPL/HO/VP3/PIU/135/2019	20.07.2019	Contract price Weightages as per Annexure - 1 of Schedule - G of Concession Agreement
9	PVKEPL/VKE3/IE/177/2019	23.07.2019	Regarding Submission of detailed Drawing, Desing, Hydrology & Geo-tech Repport for MNB at Ch. 314+314
10	PVKEPL/VKE3/IE/178/2019	23.07.2019	Regarding Submission of detailed Drawing, Design, Hydrology and Geo-tech Reprot for MNB at Ch. 297+472
11	PVKEPL/VKE3/IE/179/2019	24.07.2019	Regarding Submission of detailed Drawing and Design for MJB at Ch. 321+253
12	PVKEPL/VKE3/IE/180/2019	25.07.2019	Six Monthly (MoEF) Monitoring Report No. 1 from March - 2019 to July - 2019
13	PVKEPL/HO/VKP3/IE/136/2019	29.07.2019	Contract Price Weightage as per Annexure - 1 of Schedule - G of Concession Agreement
14	PVKEPL/HO/VKP3/NHAI/137/2019	29.07.2019	Regarding Approval of the Utiliy shifting estimate of DGVCL
15	PVKEPL/HO/VKP3/IE/138/2019	30.07.2019	Regarding Slow Progress notice issued towards the likely delay in achievement of Milestone - 1 (Schedule - G) of Concession Agreemnt - Reg.

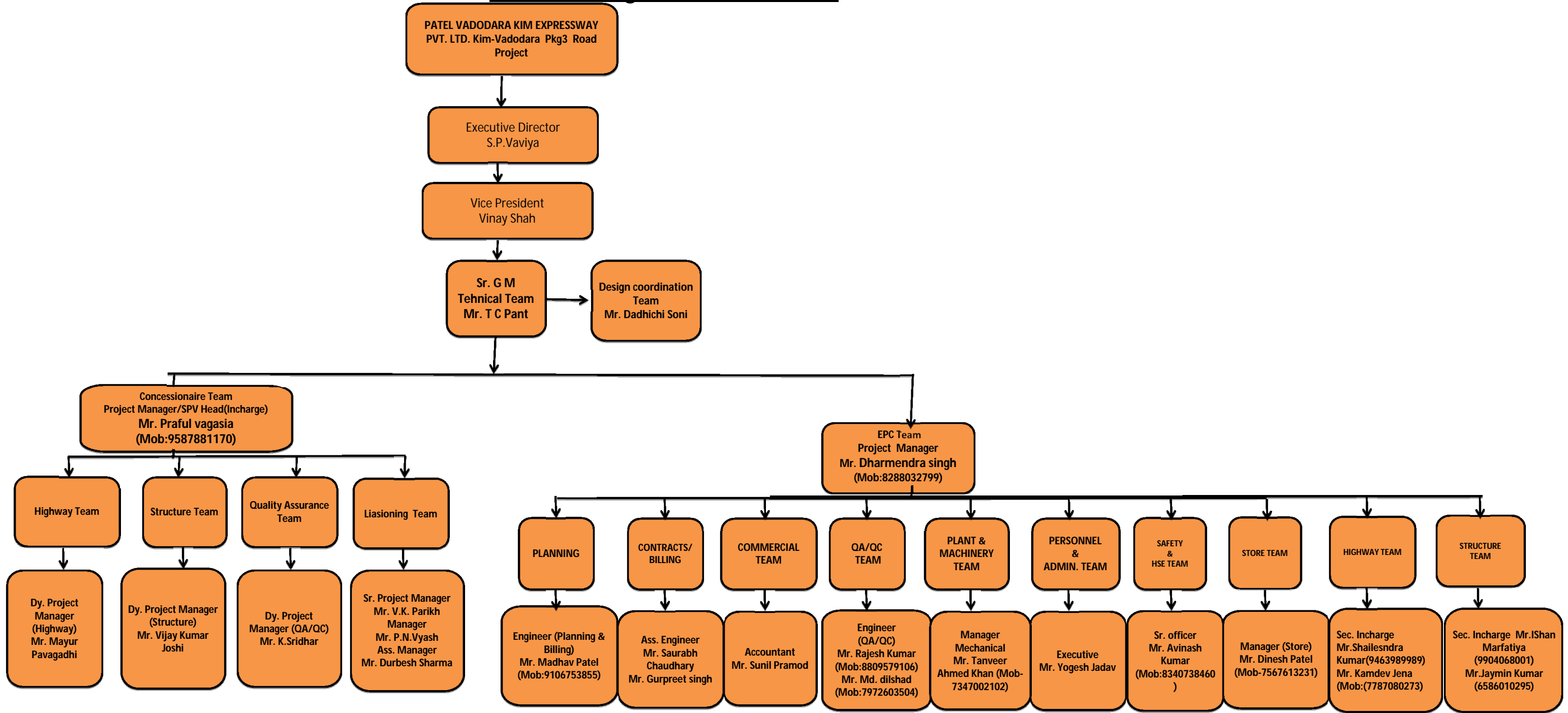
## DETAILS OF CORRESPONDENCE IN JULY- 2019 Between Client & PVKEPL

Sr. No.	Letter No.	Date	Letter from Client Reg.
1	NHAI/PIU-Surat (Expressway)/P-3-F/P-3-T/2019/4063	01.07.2019	Submission of Power of Attorney for the captioned project
2	NHAI/PIU-Surat (Expressway)/P-3-S/2019/S1-1-Gas/4075	02.07.2019	Construction of Minor Bridge across gas pipeline (GAIL) along Vadodara Mumbai Expressway
3	NHAI/PIU-Surat (Expressway)/P-1/2/3/4/5/49/2019/4076	02.07.2019	Monitoring and Management of the Ongoing Contracts
4	NHAI/PIU-SURAT (Expressway)/P-3-F/2019/4133	03.07.2019	Submission of Evidence of Contractor's All Risks Insurance Policy - Reg.
5	NHAI/PIU-SURat (Expressway)/37/2019/4136	04.07.2019	Furnishing of Information under RTI Act, 2005- Information - Reg.
6	NHAI/PIU-SURat (Expresesway) /51-1-Gas Pipeline/2019/4198	08.07.2019	Approval for GAD for construction of Vadodara - Mumbai Expreesway across GAIL's Natural Gas Pipeline
7	NHAI/PIU-Surat (Expressway/P-1-U/P-2-U/P-3-U/2019/4288	12.07.2019	Details of Authorized Nominated person to interact with M/s. GAIL - Reg.
8	NHAI/PIU-Surat (Expressway)/P-3-P/2019/4322	13.07.2019	Contract Price Weightages as per Annexure -1 of Schedule G of Concession Agreement
9	NHAI/PIU Surat (Expressway) / VME-IE/2019/4392	17.07.2019	Reimbursement of Consultancy service charges paid to Independent Engineer for Phase IA of Package I, II & III for May - 2019 (Invoioc eNo. 08) - Reg.
10	NHAI/PIU Surat (Expressway) / VME-IE/2019/4393	17.07.2019	Reimbursement of Consultancy service charges paid to Independent Engineer for Phase IA of Package I, II & III for June - 2019 (Invoioc eNo. 09) - Reg.
11	NHAI/PIU-Bharch/P-3-Utility/2019/216	17.07.2019	Approval of Estimate for shifting of 66kv Handod - Sarbhan line between location no. 42 to 47 for M/s. NHAI under option - II - Reg.
12	NHAI/PIU-Bharch/P-3-Utility/2019/217	17.07.2019	Approval of Estimate for shifting of 220kv Haldwara - Dahej line between location no. 63 to 67 for M/s. NHAI under option - II - Reg.
13	NHAI/PIU-Bharch/P-3-Utility/2019/218	17.07.2019	Approval of Estimate for shifting of 220kv Haldarwa - IPCL line between location no. 59 to 64 for M/s. NHAI under option - II - Reg.
14	NHAI/PIU-Bharch/P-3-Utility/2019/219	17.07.2019	Approval of Estimate for shifting of 400kv GPEC - Kasor line between location no.213 to 217 for M/s. NHAI under option - II - Reg.
15	NHAI/PIU-Bharch/P-3-Utility/2019/220	17.07.2019	Approval of Estimate for shifting of 66kv Bharuch - Wagra line between location no. 55 to 59 for M/s. NHAI under option - II - Reg.
16	NHAI/PIU-Bharuch/P-3/2019/221	19.07.2019	Submission of detailed design and drawing for ROB between Tham adn Samni Stations (between EP No. 9/8 & 9/10) at Ch. 293+014 - Reg.
17	NHAI/PIU-Bharuch/P-1-S/P-2-S/P-3-S/2019/242	23.07.2019	Non Compliance of Six Monthly Environment Report - Reg.
18	NHAI/PIU-Bharuch/11/12/2019/243	25.07.2019	Public and Industrial Utility Services - reg.
19	NHAI/PIU-Bharuch/ P-1/P-2/P-3/ 43-12(EPC)/2019/248	25.07.2019	Circular No. 9.2.25 reg. Determination of Extension of Time (EOT), Payment of Price Adjustment & Damges in EPC Projects and interim payment of 90% of Price Adjustment
20	NHAI/PIU-Bharuch/P-3-G/2019/250	26.07.2019	To Shift an Electric Connection on our land which is acquired for VME - Reg.
21	NHAI/PIU-Bharuch/P-3-Utility/2019/271	03.08.2019	Compliance and Extension of Validity for the utility shifting estimate of GETCO.
22	NHAI/PIU-Bharuch/P-3-Utility/2019/272	03.08.2019	Approval of the utility shifting estimate of DGVCL.

**Details of Correspondance in JULY - 2019 between Aarvee Associates & PVKEPL**

Sr. No.	Letter No.	Date	Letter from Aarvee Associates Reg.
1	AA/VKE/PVKEPL/134/19-20/Q & M/575	01.07.2019	Proposal and Method Statement for Separation Layer - Reg.
2	AA/VKE/PVKEPL/135/19-20/Q & M/578	01.07.2019	Submission of Borrow Area Test Results along with Summary - Reg.
3	AA/VKE/PVKEPL/136/19-20/Q & M/579	01.07.2019	Submission of Borrow Area Test Results along with Summary - Reg.
4	AA/VKE/PVKEPL/137/19-20/Q & M/584	01.07.2019	Submission of desig and drawing for Flyover at Km299+354
5	AA/VKE/PVKEPL/138/19-20/Q & M/590	04.07.2019	Submission of detailed design and drawing for 6 nos. of LVUP's at Ch. 293+875, 294+520, 301+124, 308+550, 316+536 & 321+673
6	AA/VKE/PVKEPL/139/19-20/Q & M/592	05.07.2019	Submission of Independent laboratory Test Result Regarding Chemical Admixture Approval - reg.
7	AA/VKE/PVKEPL/140/19-20/ Q & M/593	05.07.2019	Submission of Independent laboratory Test Result Regarding Cement Approval - reg.
8	AA/VKE/PVKEPL/141/19-20/Q & M /594	05.07.2019	Applicable Permit of the Borrow Areas Soil as per Schedule E - Reg.
9	AA/VKE/PVKEPL/142/19-20/Q & M/ 595	05.07.2019	Applicable Permits of the Materials Soil as per Schedule E - Reg.
10	AA/VKE/PVKEPL/ 143/19-20/Q & M/596	05.07.2019	Approval on submission of test Reprot for NP4 Hume Pipe of 1200 mm and 600 mm Diaeter - Reg.
11	AA/VKE/PVKEPL/144/19-20/Q & M/602	08.07.2019	Submission of detailed design and drawing of MNB at Km 296+432
12	AA/VKE/NHAI/106/19-20/LEAVE/604	08.07.2019	Leave of absence of Team Leader - Reg.
13	AA/VKE/PVKEPL/135/19-20/DESIGN REVIEW/ 606	08.07.2019	Slight Modifcation in Span Arrangement and / or Structure Type - Reg.
14	AA/VKE/PVKEPL/144/19-20/Q & M/609	09.07.2019	Testing of SteelTMT bars from Independent Laboratory - reg.
15	AA/VKE/CONCESSIONAIRE/016/19-20/RTI/610	09.07.2019	Furnishing of infromation under RTI Act 2005 - Information - Reg.
16	AA/VKE//CONCESSIONAIRE/017/19-20/MONITORING/611	09.07.2019	Monitoring and Management of the Ongoing Contracts - Reg.
17	AA/VKE/PVKEPL/145/19-20/DESIGN REVIEW/613	09.07.2019	Reg. Submission of detailed design and drawing fo MNB at Km 297+562, 304+454,307+733, 309+840 and 313+809
18	AA/VKE/NHAI & PVKEPL/004/19-20/MIR/616	10.07.2019	Programme of Inspectionon the Project Highway for the month of June 2019 - Reg.
19	AA/VKE/PVKEPL/146/19-20/Q&M/628	15.07.2019	Contract Pricie Weightages as per Annexure - 1 of Schedule G of Concession Agreement - Reg.
20	AA/VKE/PVKEPL/147/19-20/Q&M/632	16.07.2019	Submission of revised design and drawing of Box Culvert at Km 316+420
21	AA/VKE/PVKEPL/148/19-20/DPW/ 637	19.07.2019	Contract Price Weightages as per Annexure -1of Schedule - G of Concession Agreement - Reg.
22	AA/VKE/NHAI/VK1EPL/114/19-20/MIR/660	24.07.2019	Monthly Inspection Reprot Reg. (for June -2019)
23	AA/VKE/PVKEPL/149/19-20/Q&M/666	25.07.2019	Submission of design and drawing of POT/PTFE bearing for Major Bridge at Ch. 318+870 and321+253 - Reg.
24	AA/VKE/NHAI/PVKEPL/117/19-0/ENV. REPORT/670	26.07.2019	Six Monthly (MoEF) Monitoring Report No. 01 - Reg.

# Project Organization Chart



## RFI Summary

PACKAGE 3

Project		Construction of Eight lane Vadodara Kim Expressway from Km 292.00 to Km 323.00 (Manubar to Sanpa Section of Vadodara Mumbai Expressway) in the State of Gujarat under NHDP Phase - VI on Hybrid Annuity Mode (Phase IA-Package III)*											
Authority		National Highways Authority of India								Date of Submission			
Concessionaire		Patel Vadodara - Kim Expressway Private Limited											
Independent Engineer		Aarvee Associates Architects Engineers & Consultants Pvt..Ltd								Date of Inspection			
EPC Contractor		Patel Infrastructure Ltd.											
Contractor													
Sr. NO.	RFI NO.	Inspection Time	Inspection date	Item Description	Chainage		Side	MCW/ CR	CA/ COS	Unit	Contact Person	Contact Number	Remarks
					From	To							
1855	VKE-3/PIL/STR/2946	09:00AM	4-Jul-19	Checking of Reinforcement & Shuttering of Retaining Wall 1st lift	322+470	322+490	LHS				Mr.Shubhasis	9777784634	Retaining Wall
1856	VKE-3/PIL/STR/2947	09:30AM	4-Jul-19	Pouring M30 grade of Concrete of Retaining Wall 1st lift	322+470	322+490	LHS						
1857	VKE-3/PIL/STR/2948	09:00AM	4-Jul-19	Checking of Ground Improvement 1st Layer	311+047		LHS				Mr. Joyjit	8961199323	LVUP
1858	VKE-3/PIL/STR/2949	12:00 PM	4-Jul-19	Checking of Ground Improvement 2nd Layer	311+047		LHS						
1859	VKE-3/PIL/STR/2950	4:00 PM	4-Jul-19	Checking of Ground Improvement 3rd Layer	311+047		LHS						
1860	VKE-3/PIL/STR/2951	09:00AM	5-Jul-19	Checking of Reinforcement & Shuttering of Wall 1st lift A1 and A2 Side	297+900		RHS				Mr.Ishan	9904068001	PUP
1861	VKE-3/PIL/STR/2952	09:30AM	5-Jul-19	Pouring M35 grade of Concrete of Wall 1st lift A1 and A2 Side	297+900		RHS						
1862	VKE-3/PIL/STR/2953	11:00AM	5-Jul-19	Checking of PCC Laying	311+047		LHS				Mr. Joyjit	8961199323	LVUP
1863	VKE-3/PIL/STR/2954	9:00AM	6-Jul-19	Checking of PCC Laying	311+047		LHS				Mr. Joyjit	8961199323	LVUP
1864	VKE-3/PIL/STR/2955	09:00AM	10-Jul-19	Layout and Excavation	303+808		RHS				Mr. Ishan	9904068001	VUP
1865	VKE-3/PIL/STR/2956	10:00AM	11-Jul-19	Layout and Excavation	310+480		RHS				Mr. Ishan	9904068001	PUP
1866	VKE-3/PIL/STR/2957	11:00AM	11-Jul-19	Checking of Reinforcement & Shuttering of Pile cap	293+014		LHS						A1 ROB
1867	VKE-3/PIL/STR/2958	11:30AM	11-Jul-19	Pouring M35 grade of Concrete pile cap	293+014		LHS						A1 ROB
1868	VKE-3/PIL/STR/2959	09:00AM	12-Jul-19	Layout and Excavation	295+151		BHS				Mr. Amar	8159010968	PUP
1869	VKE-3/PIL/STR/2960	09:00AM	13-Jul-19	Checking of Ground Improvement	303+808		RHS				Mr. Shubhasish	9777784634	VUP
1870	VKE-3/PIL/STR/2961	10:00AM	13-Jul-19	Checking of PCC Laying	303+808		RHS						VUP
1871	VKE-3/PIL/STR/2962	11:00AM	14-Jul-19	Checking of Reinforcement Formwork & Concrete for wall 2nd lift A1 & A2	297+900		BHS				Mr.Ishan	9904068001	PUP
1872	VKE-3/PIL/STR/2963	09:00AM	14-Jul-19	Checking of Ground Improvement	303+808		RHS						VUP
1873	VKE-3/PIL/STR/2964	10:00AM	14-Jul-19	Laying of PCC	303+808		RHS						VUP
1874	VKE-3/PIL/STR/2965	04:00PM	14-Jul-19	Checking of Ground Improvement	310+480		RHS				Mr. Joyjeet	8961199323	PUP
1875	VKE-3/PIL/STR/2966	10:00AM	14-Jul-19	Checking of Ground Improvement	295+151		LHS				Mr. Amar Bera	8159010968	PUP
1876	VKE-3/PIL/STR/2967	03:00PM	14-Jul-19	Pouring M25 Grade of Concrete For PCC.	295+151		LHS						
1877	VKE-3/PIL/STR/2968	09:00AM	15-Jul-19	Checking of Ground Improvement	303+808		RHS				Mr.Ishan	9904068001	VUP
1878	VKE-3/PIL/STR/2969	11:00AM	15-Jul-19	laying of PCC	303+808		RHS						VUP
1879	VKE-3/PIL/STR/2970	04:00PM	15-Jul-19	laying of PCC	310+480		RHS				Mr. Joyjeet	8961199323	PUP
1880	VKE-3/PIL/STR/2971	04:00PM	15-Jul-19	Checking of Ground Improvement	295+151		RHS				Mr. Amit	8218198459	PUP
1881	VKE-3/PIL/STR/2972	10:00AM	16-Jul-19	layout and excavation	310+480		RHS				Mr. Joyjeet	9904068001	PUP
1882	VKE-3/PIL/STR/2973	02:00PM	16-Jul-19	Checking of Ground Improvement	310+480		RHS						
1883	VKE-3/PIL/STR/2974	12:00PM	16-Jul-19	Checking of Ground Improvement	295+151		RHS				Mr. Amit	8218198459	PUP
1884	VKE-3/PIL/STR/2975	12:00PM	16-Jul-19	Checking of Laying PCC	295+151		RHS						
1885	VKE-3/PIL/STR/2976	03:00PM	16-Jul-19	Checking of Laying M25 PCC	303+220		RHS				Mr.Rahul	9149042843	PUP
1886	VKE-3/PIL/STR/2977	10:00AM	17-Jul-19	Laying of PCC	310+480		RHS				Mr. Joyjeet	8961199323	PUP
1887	VKE-3/PIL/STR/2978	10:00AM	17-Jul-19	Checking the Bore Depth of Pile	293+014		RHS				Mr.Gurdeep	9529227700	ROB Pile No 104
1888	VKE-3/PIL/STR/2979	11:00PM	17-Jul-19	Checking of Reinforcement of Pile	293+014		RHS						ROB Pile No 104
1889	VKE-3/PIL/STR/2980	12:00PM	17-Jul-19	Checking of Concreting of Pile	293+014		RHS						ROB Pile No 104
1890	VKE-3/PIL/STR/2981	02:00PM	17-Jul-19	Checking the Bore Depth of Pile	293+014		RHS						ROB Pile No 105
1891	VKE-3/PIL/STR/2982	03:00PM	17-Jul-19	Checking of Reinforcement of Pile	293+014		RHS						ROB Pile No 105
1892	VKE-3/PIL/STR/2983	04:00PM	17-Jul-19	Checking of Concreting of Pile	293+014		RHS						ROB Pile No 105
1893	VKE-3/PIL/STR/2984	05:00PM	17-Jul-19	Checking the Bore Depth of Pile	293+014		RHS						ROB Pile No 106
1894	VKE-3/PIL/STR/2985	06:00PM	17-Jul-19	Checking of Reinforcement of Pile	293+014		RHS						ROB Pile No 106
1895	VKE-3/PIL/STR/2986	06:30PM	17-Jul-19	Checking of Concreting of Pile	293+014		RHS						ROB Pile No 106



Sr. NO.	RFI NO.	Inspection Time	Inspection date	Item Description	Chainage		Side	MCW/ CR	CA/ COS	Unit	Contact Person	Contact Number	Remarks
					From	To							
1896	VKE-3/PIL/STR/2987	04.30PM	17-Jul-19	Checking of Pile Coordinates of Pier-P5	293+014		RHS						ROB
1897	VKE-3/PIL/STR/2988	12.00PM	17-Jul-19	Checking of Reinforcement Formwork & Concrete Wall 1st lift A2 Side	298+380		LHS				Mr.Amar	8159010968	PUP
1898	VKE-3/PIL/STR/2989	09:00AM	17-Jul-19	Checking of PCC Laying	303+220		RHS				Mr.Rahul	9149042843	PUP
1899	VKE-3/PIL/STR/2990	09:00AM	18-Jul-19	Laying & Excavation	295+585		BHS				Mr. Amit	8218198459	Box Culvert
1900	VKE-3/PIL/STR/2991	10:00AM	18-Jul-19	Checking the Bore Depth of Pile	293+014		RHS				Mr.Gurdeep	9529227700	ROB Pile No 101
1901	VKE-3/PIL/STR/2992	11:00PM	18-Jul-19	Checking of Reinforcement of Pile	293+014		RHS						ROB Pile No 101
1902	VKE-3/PIL/STR/2993	12.00PM	18-Jul-19	Checking of Concreting of Pile	293+014		RHS						ROB Pile No 101
1903	VKE-3/PIL/STR/2994	02.00PM	18-Jul-19	Checking the Bore Depth of Pile	293+014		RHS						ROB Pile No 102
1904	VKE-3/PIL/STR/2995	03.00PM	18-Jul-19	Checking of Reinforcement of Pile	293+014		RHS						ROB Pile No 102
1905	VKE-3/PIL/STR/2996	04.00PM	18-Jul-19	Checking of Concreting of Pile	293+014		RHS						ROB Pile No 102
1906	VKE-3/PIL/STR/2997	05.00PM	18-Jul-19	Checking the Bore Depth of Pile	293+014		RHS						ROB Pile No 103
1907	VKE-3/PIL/STR/2998	06.00PM	18-Jul-19	Checking of Reinforcement of Pile	293+014		RHS						ROB Pile No 103
1908	VKE-3/PIL/STR/2999	06.30PM	18-Jul-19	Checking of Concreting of Pile	293+014		RHS						ROB Pile No 103
1909	VKE-3/PIL/STR/3000	10:00AM	18-Jul-19	Checking the Bore Depth of Pile A1	299+354		LHS						Mr. Amar
1910	VKE-3/PIL/STR/3001	11:00PM	18-Jul-19	Checking of Reinforcement of Pile A1	299+354		LHS				FO Pile No 06		
1911	VKE-3/PIL/STR/3002	12.00PM	18-Jul-19	Checking of Concreting of Pile A1	299+354		LHS				FO Pile No 06		
1912	VKE-3/PIL/STR/3003	02.00PM	18-Jul-19	Checking the Bore Depth of Pile A1	299+354		LHS				FO Pile No 04		
1913	VKE-3/PIL/STR/3004	03.00PM	18-Jul-19	Checking of Reinforcement of Pile A1	299+354		LHS				FO Pile No 04		
1914	VKE-3/PIL/STR/3005	04.00PM	18-Jul-19	Checking of Concreting of Pile A1	299+354		LHS				FO Pile No 04		
1915	VKE-3/PIL/STR/3006	04:00PM	18-Jul-19	Checking of M 25 PCC Laying	303+220		LHS				Mr.Rahul	9149042843	PUP
1916	VKE-3/PIL/STR/3007	03:00PM	19-Jul-19	Checking of Ground Improvement	295+585		BHS				Mr. Amit	8218198459	Box Culvert
1917	VKE-3/PIL/STR/3008	10:00AM	19-Jul-19	Checking the Bore Depth of Pile	293+014		RHS				Mr. Rahul	9149042843	ROB Pile No 102
1918	VKE-3/PIL/STR/3009	11:00PM	19-Jul-19	Checking of Reinforcement of Pile	293+014		RHS						ROB Pile No 102
1919	VKE-3/PIL/STR/3010	12.00PM	19-Jul-19	Checking of Concreting of Pile	293+014		RHS						ROB Pile No 102
1920	VKE-3/PIL/STR/3011	02.00PM	19-Jul-19	Checking the Bore Depth of Pile	293+014		RHS						ROB Pile No 103
1921	VKE-3/PIL/STR/3012	03.00PM	19-Jul-19	Checking of Reinforcement of Pile	293+014		RHS						ROB Pile No 103
1922	VKE-3/PIL/STR/3013	04.00PM	19-Jul-19	Checking of Concreting of Pile	293+014		RHS						ROB Pile No 103
1923	VKE-3/PIL/STR/3014	10:00AM	19-Jul-19	Checking the Bore Depth of Pile A1	299+354		LHS				Mr. Amar	8159010968	FO Pile No 06
1924	VKE-3/PIL/STR/3015	11:00PM	19-Jul-19	Checking of Reinforcement of Pile A1	299+354		LHS						FO Pile No 06
1925	VKE-3/PIL/STR/3016	12.00PM	19-Jul-19	Checking of Concreting of Pile A1	299+354		LHS						FO Pile No 06
1926	VKE-3/PIL/STR/3017	02.00PM	19-Jul-19	Checking the Bore Depth of Pile A1	299+354		LHS						FO Pile No 04
1927	VKE-3/PIL/STR/3018	03.00PM	19-Jul-19	Checking of Reinforcement of Pile A1	299+354		LHS						FO Pile No 04
1928	VKE-3/PIL/STR/3019	04.00PM	19-Jul-19	Checking of Concreting of Pile A1	299+354		LHS						FO Pile No 04
1929	VKE-3/PIL/STR/3020	11.00AM	19-Jul-19	Checking of Reinforcement Formwork	297+900		LHS						PUP
1930	VKE-3/PIL/STR/3021	12.00PM	19-Jul-19	Pouring of Concrete for wall 1st lift A1 & A2 side	297+900		LHS						PUP
1931	VKE-3/PIL/STR/3022	08:00AM	20-Jul-19	Checking of Reinforcement & Shuttering of Pile Cap	293+014		RHS				Mr. Rahul	9149042843	ROB
1932	VKE-3/PIL/STR/3023	02:00PM	20-Jul-19	Pouring of Pile Cap M35 Concrete	293+014		RHS						ROB
1933	VKE-3/PIL/STR/3024	10:00AM	20-Jul-19	Checking the Bore Depth of Pile	293+014		RHS						ROB Pile No 102
1934	VKE-3/PIL/STR/3025	11:00PM	20-Jul-19	Checking of Reinforcement of Pile	293+014		RHS						ROB Pile No 102
1935	VKE-3/PIL/STR/3026	12.00PM	20-Jul-19	Checking of Concreting of Pile	293+014		RHS						ROB Pile No 102
1936	VKE-3/PIL/STR/3027	03.00PM	20-Jul-19	Checking the Bore Depth of Pile	293+014		RHS						ROB Pile No 104
1937	VKE-3/PIL/STR/3028	04.00PM	20-Jul-19	Checking of Reinforcement of Pile	293+014		RHS						ROB Pile No 104
1938	VKE-3/PIL/STR/3029	05.00PM	20-Jul-19	Checking of Concreting of Pile	293+014		RHS						ROB Pile No 104
1939	VKE-3/PIL/STR/3030	10:00AM	20-Jul-19	Checking the Bore Depth of Pile A1	299+354		RHS						FO Pile No 12
1940	VKE-3/PIL/STR/3031	11:00PM	20-Jul-19	Checking of Reinforcement of Pile A1	299+354		RHS						FO Pile No 12
1941	VKE-3/PIL/STR/3032	12.00PM	20-Jul-19	Checking of Concreting of Pile A1	299+354		RHS				FO Pile No 12		
1942	VKE-3/PIL/STR/3033	02.00PM	20-Jul-19	Checking the Bore Depth of Pile A1	299+354		LHS				FO Pile No 04		
1943	VKE-3/PIL/STR/3034	03.00PM	20-Jul-19	Checking of Reinforcement of Pile A1	299+354		LHS				FO Pile No 04		
1944	VKE-3/PIL/STR/3035	04.00PM	20-Jul-19	Checking of Concreting of Pile A1	299+354		LHS				FO Pile No 04		
1945	VKE-3/PIL/STR/3036	10:00AM	21-Jul-19	Checking the Bore Depth of Pile	293+014		RHS				ROB Pile No 102		
1946	VKE-3/PIL/STR/3037	11:00PM	21-Jul-19	Checking of Reinforcement of Pile	293+014		RHS				ROB Pile No 102		

Sr. NO.	RFI NO.	Inspection Time	Inspection date	Item Description	Chainage		Side	MCW/ CR	CA/ COS	Unit	Contact Person	Contact Number	Remarks
					From	To							
1947	VKE-3/PIL/STR/3038	12.00PM	21-Jul-19	Checking of Concreting of Pile	293+014		RHS				Mr. Rahul	9149042843	ROB Pile No 102
1948	VKE-3/PIL/STR/3039	03.00PM	21-Jul-19	Checking the Bore Depth of Pile	293+014		RHS			ROB Pile No 104			
1949	VKE-3/PIL/STR/3040	04.00PM	21-Jul-19	Checking of Reinforcement of Pile	293+014		RHS			ROB Pile No 104			
1950	VKE-3/PIL/STR/3041	05.00PM	21-Jul-19	Checking of Concreting of Pile	293+014		RHS				Mr. Amar	8159010968	ROB Pile No 104
1951	VKE-3/PIL/STR/3042	10.00AM	21-Jul-19	Checking the Bore Depth of Pile A1	299+354		RHS			FO Pile No 12			
1952	VKE-3/PIL/STR/3043	11.00PM	21-Jul-19	Checking of Reinforcement of Pile A1	299+354		RHS			FO Pile No 12			
1953	VKE-3/PIL/STR/3044	12.00PM	21-Jul-19	Checking of Concreting of Pile A1	299+354		RHS			FO Pile No 12			
1954	VKE-3/PIL/STR/3045	02.00PM	21-Jul-19	Checking the Bore Depth of Pile A1	299+354		LHS			FO Pile No 01			
1955	VKE-3/PIL/STR/3046	03.00PM	21-Jul-19	Checking of Reinforcement of Pile A1	299+354		LHS			FO Pile No 01			
1956	VKE-3/PIL/STR/3047	04.00PM	21-Jul-19	Checking of Concreting of Pile A1	299+354		LHS			FO Pile No 01			
1957	VKE-3/PIL/STR/3048	10.00AM	22-Jul-19	Checking the Bore Depth of Pile	293+014		RHS			ROB Pile No 102			
1958	VKE-3/PIL/STR/3049	11.00PM	22-Jul-19	Checking of Reinforcement of Pile	293+014		RHS			ROB Pile No 102			
1959	VKE-3/PIL/STR/3050	12.00PM	22-Jul-19	Checking of Concreting of Pile	293+014		RHS			ROB Pile No 102			
1960	VKE-3/PIL/STR/3051	03.00PM	22-Jul-19	Checking the Bore Depth of Pile	293+014		RHS			ROB Pile No 104			
1961	VKE-3/PIL/STR/3052	04.00PM	22-Jul-19	Checking of Reinforcement of Pile	293+014		RHS			ROB Pile No 104			
1962	VKE-3/PIL/STR/3053	05.00PM	22-Jul-19	Checking of Concreting of Pile	293+014		RHS			ROB Pile No 104			
1963	VKE-3/PIL/STR/3054	10.00AM	22-Jul-19	Checking the Bore Depth of Pile A1	299+354		RHS			Mr. Amar	8159010968	FO Pile No 12	
1964	VKE-3/PIL/STR/3055	11.00PM	22-Jul-19	Checking of Reinforcement of Pile A1	299+354		RHS					FO Pile No 12	
1965	VKE-3/PIL/STR/3056	12.00PM	22-Jul-19	Checking of Concreting of Pile A1	299+354		RHS					FO Pile No 12	
1966	VKE-3/PIL/STR/3057	02.00PM	22-Jul-19	Checking the Bore Depth of Pile A1	299+354		LHS					FO Pile No 01	
1967	VKE-3/PIL/STR/3058	03.00PM	22-Jul-19	Checking of Reinforcement of Pile A1	299+354		LHS					FO Pile No 01	
1968	VKE-3/PIL/STR/3059	04.00PM	22-Jul-19	Checking of Concreting of Pile A1	299+354		LHS					FO Pile No 01	
1969	VKE-3/PIL/STR/3060	10.00AM	23-Jul-19	Checking of Reinforcement Formwork & M35 Concrete from bottom Haunch A1 side	311+650		RHS					Mr. Shankaramanna	9149042843
1970	VKE-3/PIL/STR/3061	10.00AM	23-Jul-19	Layout & Excavation	321+673		BHS			Mr. Ishan	9904068001	LVUP	
1971	VKE-3/PIL/STR/3062	10.30AM	23-Jul-19	Checking the Bore Depth of Pile A1	299+354		RHS			Mr. Amar	8159010968	FO Pile No 12	
1972	VKE-3/PIL/STR/3063	11.00AM	23-Jul-19	Checking of Reinforcement of Pile A1	299+354		RHS					FO Pile No 12	
1973	VKE-3/PIL/STR/3064	12.00PM	23-Jul-19	Checking of Concreting of Pile A1	299+354		RHS					FO Pile No 12	
1974	VKE-3/PIL/STR/3065	02.00PM	23-Jul-19	Checking the Bore Depth of Pile A1	299+354		LHS					FO Pile No 02	
1975	VKE-3/PIL/STR/3066	03.00PM	23-Jul-19	Checking of Reinforcement of Pile A1	299+354		LHS					FO Pile No 02	
1976	VKE-3/PIL/STR/3067	04.00PM	23-Jul-19	Checking of Concreting of Pile A1	299+354		LHS					FO Pile No 02	

## RFI Summary

**PACKAGE** 3

Project		Construction of Eight lane Vadodara Kim Expressway from Km 292.00 to Km 323.00 (Manubar to Sanpa Section of Vadodara Mumbai Expressway) in the State of Gujarat under NHDP Phase - VI on Hybrid Annuity Mode (Phase IA-Package III)"											
Authority		National Highways Authority of India								Date of Submission			
Concessionaire		Patel Vadodara - Kim Expressway Private Limited											
Independent Engineer		Aarvee Associates Architects Engineers & Consultants Pvt..Ltd								Date of Inspection			
EPC Contractor		Patel Infrastructure Ltd.											
Contractor													
Sr. NO.	RFI NO.	Inspection Time	Inspection date	Item Description	Chainage		Side	MCW/CR	CA/COS	Unit	Contact Person	Contact Number	Remarks
					From	To							
1769	VKE-3/PIL/HW/2914	3:00 PM	3-Jul-19	EMB 7th. Layer F.D.D	319+900	320+000	RHS	MCW	CA	M	Mr. Shailendra Singh	9463989989	
1770	VKE-3/PIL/HW/2915	4:30 PM	3-Jul-19	EMB 5th. Layer F.D.D	320+400	320+600	RHS	MCW	CA	M			
1771	VKE-3/PIL/HW/2916	5:00 PM	3-Jul-19	EMB 5th. Layer F.D.D	320+200	320+300	RHS	MCW	CA	M			
1772	VKE-3/PIL/HW/2917	3:00 PM	4-Jul-19	EMB 4th. Layer F.D.D	319+300	319+500	LHS	MCW	CA	M	Mr. Shailendra Singh	9463989989	
1773	VKE-3/PIL/HW/2918	3:00 PM	5-Jul-19	EMB 2nd. Layer F.D.D	319+100	319+200	LHS	MCW	CA	M	Mr. Shailendra Singh	9463989989	
1774	VKE-3/PIL/HW/2919	3:00 PM	6-Jul-19	EMB 3rd. Layer F.D.D	319+300	319+500	LHS	MCW	CA	M	Mr. Shailendra Singh	9463989989	
1775	VKE-3/PIL/HW/2920	3:00 PM	21-Jul-19	FDD Checking of Embankment 20TH Layer	303+600	303+780	RHS	MCW	CA	M	Mr. Kamdev Jena	7787080273	
1776	VKE-3/PIL/HW/2921	4:00 PM	21-Jul-19	FDD Checking of Copper Slag 1ST Layer	303+020	303+200	LHS	MCW	CA	M			

**RFI Summary**

PACKAGE **3**

Project	Construction of Eight lane Vadodara Kim Expressway from Km 292.00 to Km 323.00 (Manubar to Sanpa Section of Vadodara Mumbai Expressway) in the State of Gujarat under NHDP Phase - VI on Hybrid Annuity Mode (Phase IA-Package III)*												
Authority	National Highways Authority of India										Date of Submission		
Concessionaire	Patel Vadodara - Kim Expressway Private Limited												
Independent Engineer	Aarvee Associates Architects Engineers & Consultants Pvt..Ltd										Date of Inspection		
EPC Contractor	Patel Infrastructure Ltd.												
Contractor													
Sr. NO.	RFI NO.	Inspection date	Inspection Time	Item Description	Chainage		Side	MCW/ CR	CA/ COS	Unit	Contact Person	Contact Number	Remarks
					From	To							
190	VKE-3/PIL/LAB/180	10:00 AM	2-Jul-19	DLC Mix Deisgn with Siddhee Cement	QC Lab						Mr. Rajesh	8809579106	
191	VKE-3/PIL/LAB/181	10:15 AM	2-Jul-19	DLC Mix Deisgn with Ultratech Cement	QC Lab								
192	VKE-3/PIL/LAB/182	11:00 AM	2-Jul-19	Strength Performance trail of Curing Compound	QC Lab								
193	VKE-3/PIL/LAB/183	11:00 AM	3-Jul-19	Hume Pipe Testing of Dia. 600mm & 1200mm NP4	QC Lab						Mr. Rajesh	8809579106	
194	VKE-3/PIL/LAB/184	10:00 AM	3-Jul-19	Review of Concrete Mix Design of M30 with Siddhee Cement and Kunaplast Admixture	QC Lab								
195	VKE-3/PIL/LAB/185	10:15 AM	3-Jul-19	Review of Concrete Mix Design of M30 with Ultratech Cement and Kunaplast Admixture	QC Lab								
196	VKE-3/PIL/LAB/186	12:00 PM	2-Jul-19	DLC Mix Deisgn with Siddhee Cement	QC Lab						Mr. Rajesh	8809579106	
197	VKE-3/PIL/LAB/187	11:00 AM	4-Jul-19	Sampling of Pond Ash for Laboratory Analysis	GNFC,Bharuch								
198	VKE-3/PIL/LAB/188	10:00 AM	4-Jul-19	Review of Concrete Mix Design of M25 PCC with Siddhee Cement and Kunaplast Admixture	QC Lab								
199	VKE-3/PIL/LAB/189	10:15 AM	4-Jul-19	Review of Concrete Mix Design of M40 with Siddhee Cement and Kunaplast Admixture	QC Lab						Mr. Rajesh	8809579106	
200	VKE-3/PIL/LAB/190	11:00 AM	5-Jul-19	Laboratory Analysis of Pond Ash	QC Lab								
201	VKE-3/PIL/LAB/191	9:00 AM	5-Jul-19	Sampling of Pond Ash for Laboratory Analysis	Birla Cellulose,Vilayat								
202	VKE-3/PIL/LAB/192	10:00 AM	5-Jul-19	Review of Concrete Mix Design of M35 Pile with Siddhee Cement and Fairmate Admixture	QC Lab						Mr. Rajesh	8809579106	
203	VKE-3/PIL/LAB/193	12:00 PM	5-Jul-19	Review of Concrete Mix Design of M40 with Siddhee Cement and Fairmate Admixture	QC Lab								
204	VKE-3/PIL/LAB/194	10:30 AM	5-Jul-19	Confirmative Trial of DLC Concrete	QC Lab								
205	VKE-3/PIL/LAB/195	11:30 AM	5-Jul-19	Sampling of Borrow Area	321+500		RHS						BR No.-6B (300m Inside)
206	VKE-3/PIL/LAB/196	2:00 PM	5-Jul-19	Sampling of Borrow Area	317+300		LHS						BR No.-25C (100m Inside)
207	VKE-3/PIL/LAB/197	2:30 PM	5-Jul-19	Sampling of Borrow Area	297+300		LHS						BR No.-10 (500m Inside)
208	VKE-3/PIL/LAB/198	11:00 AM	6-Jul-19	Review of Concrete Mix Design of M35 with Siddhee Cement and Kunplast Admixture	QC Lab						Mr. Rajesh	8809579106	
209	VKE-3/PIL/LAB/199	12:00 PM	6-Jul-19	Review of Concrete Mix Design of M35 with Siddhee Cement and Fairmate Admixture	QC Lab								
210	VKE-3/PIL/LAB/200	10:30 AM	6-Jul-19	Laboratory Analysis of Pond Ash	QC Lab								
211	VKE-3/PIL/LAB/201	11:30 AM	7-Jul-19	Sampling of Borrow Area No 1D	297+300		LHS				Mr. Rajesh	8809579106	
212	VKE-3/PIL/LAB/202	1:00 PM	7-Jul-19	Sampling of Borrow Area No 31A	309+200		RHS						
213	VKE-3/PIL/LAB/203	10:30 AM	7-Jul-19	Sampling of Borrow Area No 11C	311+600		RHS						
214	VKE-3/PIL/LAB/204	10:30 AM	8-Jul-19	Sampling of Copper Slag for Chemical Analysis	QC LAB						Mr. Rajesh	8809579106	
215	VKE-3/PIL/LAB/205	11:00 AM	8-Jul-19	Calibration of Rapid Moisture Meter (RMM)	QC LAB								
216	VKE-3/PIL/LAB/206	12:30 PM	8-Jul-19	Calibration of CBR Mould	QC LAB								
217	VKE-3/PIL/LAB/207	2:30 PM	8-Jul-19	Sampling of Jindal Steel	QC LAB						Mr. Rajesh	8809579106	
218	VKE-3/PIL/LAB/208	10:00 AM	10-Jul-19	Review of Mix Design M35 RCC with Sidhee Cement & BASF Admixture.	QC Lab								
219	VKE-3/PIL/LAB/209	10:00 AM	10-Jul-19	Calibration of Batching Plant at Kiya	299+300								
220	VKE-3/PIL/LAB/210	11:00 AM	10-Jul-19	Review of Mix Design M35 RCC with UltraTech OPC 43 Grade Cement & Kunaplast Admixture.	QC Lab						Mr. Rajesh	8809579106	
221	VKE-3/PIL/LAB/211	12:00 PM	10-Jul-19	Review of Mix Design M35 RCC with UltraTech OPC 43 Grade Cement & BASF Admixture.	QC Lab								
222	VKE-3/PIL/LAB/212	12:30 PM	10-Jul-19	Review of Mix Design M35 RCC with UltraTech OPC 43 Grade Cement & Fairmate Admixture.	QC Lab								
223	VKE-3/PIL/LAB/213	1:00 PM	10-Jul-19	Sampling of Cement UltraTech Grade at PIL Plant	Third party						Mr. Rajesh	8809579106	
224	VKE-3/PIL/LAB/214	2:00 PM	10-Jul-19	Sampling of Steel of Jindal Brand	QC Lab								
225	VKE-3/PIL/LAB/215	3:00 PM	10-Jul-19	Borrow Area Resampling 3A	301+200		LHS						
226	VKE-3/PIL/LAB/216	4:00 PM	10-Jul-19	Borrow Area Resampling 17	307+200		RHS						
227	VKE-3/PIL/LAB/217	5:00 PM	10-Jul-19	Borrow Area Resampling 9A	304+450		LHS						

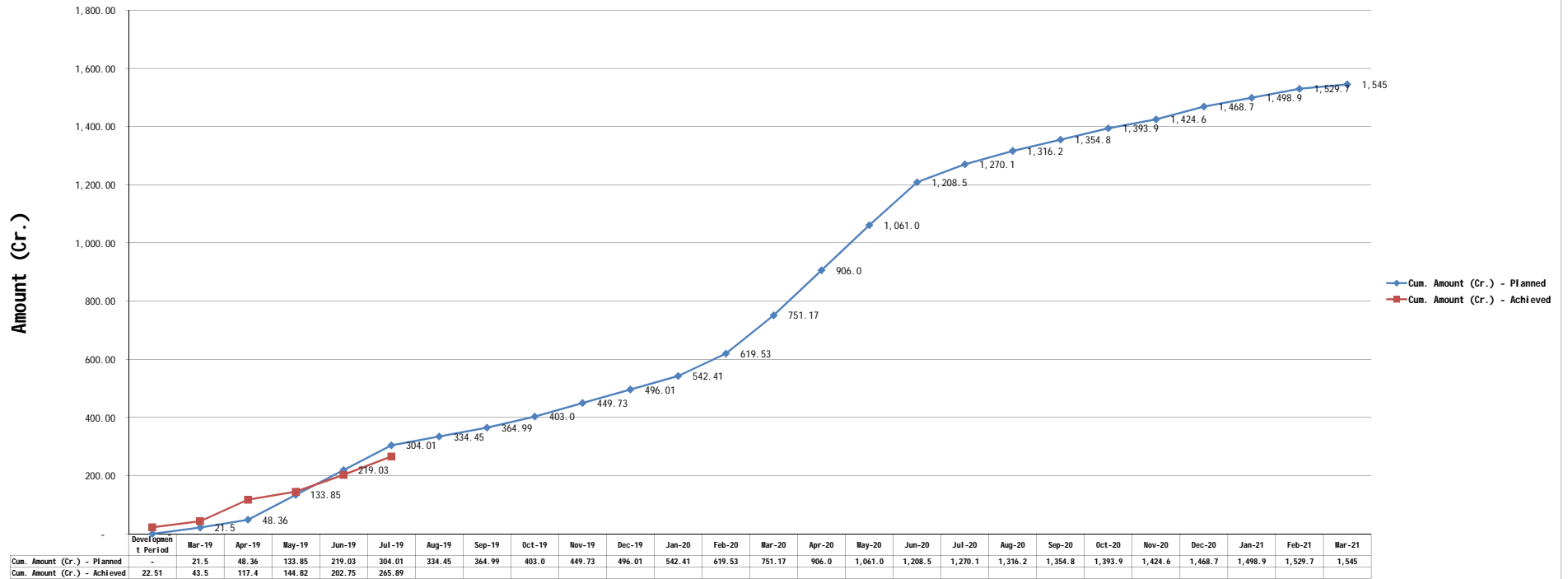
Sr. NO.	RFI NO.	Inspection date	Inspection Time	Item Description	Chainage		Side	MCW/ CR	CA/ COS	Unit	Contact Person	Contact Number	Remarks
					From	To							
228	VKE-3/PIL/LAB/218	6:00 PM	10-Jul-19	DLC Mix Design with UltraTech OPC 43 Grade Cement		QC Lab							
229	VKE-3/PIL/LAB/219	10:00 AM	11-Jul-19	Calibration of Batching Plant 60 m3 capacity		Camp							
230	VKE-3/PIL/LAB/220	11:00 AM	11-Jul-19	Concrete Mix Design M35 RCC with UltraTech & Thermal Admixture.		QC Lab					Mr. Rajesh	8809579106	
231	VKE-3/PIL/LAB/221	12:00 PM	11-Jul-19	Sampling of BASF admixture at PIL		QC Lab							
232	VKE-3/PIL/LAB/222	8:30 AM	12-Jul-19	Sampling of fly ash for Third Party Testing		QC Lab							
233	VKE-3/PIL/LAB/223	9:00 AM	12-Jul-19	Sampling of CAC Admixture		QC Lab							
234	VKE-3/PIL/LAB/224	9:30 AM	12-Jul-19	Concrete Mix Design M30 RCC with UltraTech OPC 43 grade & Kunal Admixture		QC Lab							
235	VKE-3/PIL/LAB/225	10:00 AM	12-Jul-19	Concrete Mix Design M30 RCC with UltraTech OPC 43 grade & BASF Admixture		QC Lab							
236	VKE-3/PIL/LAB/226	10:30 AM	12-Jul-19	Concrete Mix Design M30 RCC with UltraTech OPC 43 grade & CAC Admixture		QC Lab					Mr. Rajesh	8809579106	
237	VKE-3/PIL/LAB/227	11:00 AM	12-Jul-19	DLC Concrete Mix Design RCC with UltraTech OPC 43 grade		QC Lab							
238	VKE-3/PIL/LAB/228	11:30 AM	12-Jul-19	DLC Concrete Mix Design RCC with UltraTech OPC 53 grade		QC Lab							
239	VKE-3/PIL/LAB/229	12:00 PM	12-Jul-19	DLC Concrete Mix Design RCC with Sidhee Cement OPC 53 grade		QC Lab							
240	VKE-3/PIL/LAB/230	12:30 PM	12-Jul-19	Sampling and Testing of Soil from site	321+400 - 322+000		BHS						
241	VKE-3/PIL/LAB/231	9:45 AM	12-Jul-19	Sampling and Testing of Soil from site	311+000 - 312+000		BHS				Mr. Mahendra	7500247026	
242	VKE-3/PIL/LAB/232	10:45 AM	12-Jul-19	Sampling and Testing of Soil from site	309+000-310+000		BHS						
243	VKE-3/PIL/LAB/233	11:45 AM	12-Jul-19	Sampling and Testing of Soil from site	322+000-322+500		BHS						
244	VKE-3/PIL/LAB/234	2:00 PM	12-Jul-19	Concrete Mix Design M35 RCC with UltraTech Cement, Flyash and Fairmate Admixture		QC Lab							
245	VKE-3/PIL/LAB/235	2:30 PM	12-Jul-19	Sampling of Fairmate Admixture		QC Lab					Mr. Rajesh	8809579106	
246	VKE-3/PIL/LAB/236	10:00 AM	12-Jul-19	Calibration of PIL Batching Plant 150m3 Capacity		At PIL Plant							
247	VKE-3/PIL/LAB/237	3:00 PM	12-Jul-19	Concrete Mix Design M35 Pile with UltraTech Cement, Flyash and Fairmate Admixture		QC Lab							
248	VKE-3/PIL/LAB/238	8:30 AM	13-Jul-19	Sampling of Aggregate for PQC Mix Design for Laboratory Test		QC Lab							
249	VKE-3/PIL/LAB/239	9:30 AM	13-Jul-19	Concrete Mix Design M35 RCC with UltraTech Cement, Flyash & Thermax Admixture		QC Lab							
250	VKE-3/PIL/LAB/240	10:00 AM	13-Jul-19	Concrete Mix Design M35 RCC with UltraTech Cement & Fairmate Admixture		QC Lab							
251	VKE-3/PIL/LAB/241	2:00 PM	13-Jul-19	Concrete Mix Design M35 RCC with UltraTech Cement, Flyash and Kunal Admixture		QC Lab					Mr. Rajesh	8809579106	
252	VKE-3/PIL/LAB/242	3:00 PM	13-Jul-19	Concrete Mix Design M35 Pile with UltraTech Cement and Fairmate Admixture		QC Lab							
253	VKE-3/PIL/LAB/243	11:00 AM	13-Jul-19	DLC Mix Design with Sidhee OPC 53 Grade Cement		QC Lab							
254	VKE-3/PIL/LAB/244	12:00 PM	13-Jul-19	Laboratory Testing of Aggregate for PQC		QC Lab							
255	VKE-3/PIL/LAB/245	9:00 AM	14-Jul-19	Concrete Mix Design M35 RCC with UltraTech Cement & Thermax Admixture.		QC Lab							
256	VKE-3/PIL/LAB/245	10:00 AM	14-Jul-19	Concrete Mix Design M35 RCC with UltraTech Cement & Kunal Admixture.		QC Lab							
257	VKE-3/PIL/LAB/246	11:00 AM	14-Jul-19	Concrete Mix Design M35 RCC with UltraTech Cement & molecule Admixture.		QC Lab					Mr. Rajesh	8809579106	
258	VKE-3/PIL/LAB/247	12:00 AM	14-Jul-19	Calibration of PQC Mould		QC Lab							
259	VKE-3/PIL/LAB/248	10:00 AM	15-Jul-19	Concrete Mix Design M35 RCC with UltraTech Cement & Kunal Admixture.		QC Lab							
260	VKE-3/PIL/LAB/249	11:00 AM	15-Jul-19	Concrete Mix Design M35 RCC with Sidhee Cement & Kunal Admixture.		QC Lab					Mr. Rajesh	8809579106	
261	VKE-3/PIL/LAB/250	10:00 AM	16-Jul-19	Concrete Mix Design M35 RCC with UltraTech Cement & BASG Admixture.		QC Lab							
262	VKE-3/PIL/LAB/251	11:00 AM	16-Jul-19	Concrete Mix Design M35 RCC with Sidhee Cement & BASF Admixture.		QC Lab					Mr. Rajesh	8809579106	
263	VKE-3/PIL/LAB/252	10:00 AM	17-Jul-19	Concrete Mix Design M35 RCC with UltraTech Cement & CHRYSO Admixture.		QC Lab							
264	VKE-3/PIL/LAB/253	11:00 AM	17-Jul-19	Concrete Mix Design M35 RCC with Sidhee Cement & CHRYSO Admixture.		QC Lab							
265	VKE-3/PIL/LAB/254	12:00 PM	17-Jul-19	Concrete Mix Design M35 RCC with UltraTech Cement & molecule Admixture.		QC Lab					Mr. Rajesh	8809579106	
266	VKE-3/PIL/LAB/255	2:00 PM	17-Jul-19	Concrete Mix Design M35 RCC with Sidhee Cement & molecule Admixture.		QC Lab							
267	VKE-3/PIL/LAB/256	3:00 PM	17-Jul-19	DLC Mix Design With UltraTech Cement		QC Lab							
268	VKE-3/PIL/LAB/257	10:00 AM	18-Jul-19	Concrete Mix Design M35 RCC with Saurashtra Cement & BASF Admixture.		QC Lab							
269	VKE-3/PIL/LAB/258	11:00 AM	18-Jul-19	Concrete Mix Design M30 RCC with Saurashtra Cement & BASF Admixture.		QC Lab					Mr. Rajesh	8809579106	
270	VKE-3/PIL/LAB/259	12:00 PM	18-Jul-19	Concrete Mix Design M35 RCC with Saurashtra Cement & Yashka Admixture.		QC Lab							
271	VKE-3/PIL/LAB/260	10:00 AM	22-Jul-19	Calibration of Batching plant		keya plant							
272	VKE-3/PIL/LAB/261	11:00 AM	22-Jul-19	Concrete Mix Design M35 RCC with Sidhee Cement & CAC Admixture.		QC Lab							
273	VKE-3/PIL/LAB/262	12:00 PM	22-Jul-19	Concrete Mix Design M35 PILE with Sidhee Cement & CAC Admixture.		QC Lab					Mr. Rajesh	8809579106	
274	VKE-3/PIL/LAB/263	1:00 PM	22-Jul-19	Concrete Mix Design M30 RCC with Sidhee Cement & CAC Admixture.		QC Lab							
275	VKE-3/PIL/LAB/264	2:00 PM	22-Jul-19	Concrete Mix Design M25 PCC with Sidhee Cement & CAC Admixture.		QC Lab							
276	VKE-3/PIL/LAB/265	10:00 AM	23-Jul-19	Concrete Mix Design M25 with Sidhee Cement & CAC Admixture.		QC Lab							
277	VKE-3/PIL/LAB/266	11:00 AM	23-Jul-19	Concrete Mix Design M25 with Sidhee Cement & Kunal Admixture.		QC Lab					Mr. Rajesh	8809579106	
278	VKE-3/PIL/LAB/267	12:00 PM	23-Jul-19	Concrete Mix Design M25 with Sidhee Cement & BASF Admixture.		QC Lab							

Construction of Eight lane Vadodara Kim Expressway from Km 292.00 to Km 323.00 (Manubar to Sanpa Section of Vadodara Mumbai Expressway) in the State of Gujarat under NHDP Phase - VI on Hybrid Annuity Mode (Phase IA-Package III)

Concessionaire: - PATEL Vadodara-Kim Expressway Pvt. Ltd.

EPC Contractor: - PATEL Infrastructure Ltd.

S - Curve



Months	Development Period	Mar-19	Apr-19	May-19	Jun-19	Jul-19	Aug-19	Sep-19	Oct-19	Nov-19	Dec-19	Jan-20	Feb-20	Mar-20	Apr-20	May-20	Jun-20	Jul-20	Aug-20	Sep-20	Oct-20	Nov-20	Dec-20	Jan-21	Feb-21	Mar-21
Total Amount (Cr.) - Planned	-	21.5	26.90	85.49	85.18	84.99	30.43	30.55	38.01	46.72	46.28	46.41	77.12	131.64	154.83	155.00	147.50	61.61	46.07	38.60	39.12	30.71	44.05	30.23	30.78	15.33
Cum. Amount (Cr.) - Planned	-	21.5	48.36	133.85	219.03	304.01	334.45	364.99	403.0	449.73	496.01	542.41	619.53	751.17	906.0	1,061.0	1,208.5	1,270.1	1,316.2	1,354.8	1,393.9	1,424.6	1,468.7	1,498.9	1,529.7	1,545
Percentage	-	1.39%	3.13%	8.66%	14.18%	19.68%	21.65%	23.62%	26.08%	29.11%	32.10%	35.11%	40.10%	48.62%	58.64%	68.67%	78.22%	82.21%	85.19%	87.69%	90.22%	92.21%	95.06%	97.02%	99.01%	100.00%
Total Amount (Cr.) - Achieved	22.51	89.7	89.73	27.45	57.93	63.15	-	-	-	-	-	-	-	-	-	-	-	-	-	-	-	-	-	-	-	-
Cum. Amount (Cr.) - Achieved	22.51	43.5	117.4	144.82	202.75	265.89	-	-	-	-	-	-	-	-	-	-	-	-	-	-	-	-	-	-	-	-
Percentage	-	2.81%	7.60%	9.37%	13.13%	17.21%	0.00%	0.00%	0.00%	0.00%	0.00%	0.00%	0.00%	0.00%	0.00%	0.00%	0.00%	0.00%	0.00%	0.00%	0.00%	0.00%	0.00%	0.00%	0.00%	0.00%

Details of SSNNL Canal						
SR. NO.	Chainage			Length	TYPE	REMARKS
	C/L	From	To			
1	294+750	294+735	294+765	30	MNB over luwara branch canal	
2	295+007	294+992	295+022	30	MNB over Tancha Disty. canal	
3	300+148	300+133	300+163	30	MNB over Simartha minor & Ghamnad canal	
4	301+247	301+232	301+262	30	MJB over Achhod Dis. & Danda minor canal	
5	301+500	301+485	301+515	30	BOX Structure	
6	306+230	306+215	306+245	30	BOX Structure	
7	307+709	307+694	307+724	30	BOX Structure	
8	307+734	307+699	307+769	70	BOX Structure	
9	307+789	307+774	307+804	30	BOX Structure	
10	309+030	309+015	309+045	30	BOX Structure	
11	309+840	309+825	309+855	30	BOX Structure	
12	309+853	309+828	309+878	50	BOX Structure	
13	309+892	309+877	309+907	30	BOX Structure	
14	313+075	313+060	313+090	30	BOX Structure	
15	313+815	313+790	313+840	50	BOX Structure	
16	315+247	315+232	315+262	30	BOX Structure	
17	316+582	316+567	316+597	30	BOX Structure	
18	318+612	318+597	318+627	30	BOX Structure	
19	318+858	318+803	318+913	110	BOX Structure	
			<b>Total</b>	<b>730</b>		

**Details of Electrical Utilities**

Appendix-1B

**A) Electric Pole and Transformer**

<b>SR. NO.</b>	<b>CHAINAGE</b>	<b>From</b>	<b>To</b>	<b>TYPE</b>	<b>EFFECTED LENGTH</b>	<b>REMARKS</b>
1	292+890	292+880	292+910	2/11 KV	30	Electric Pole and Line Crossing
2	292+930	292+885	292+975	6/11 KV	90	Electric Pole and Line Crossing
3	294+785	294+775	294+805	2/11 KV	30	Electric Pole and Line Crossing
4	294+880	294+760	295+000	6/11 KV	240	Electric Pole and Line Crossing
5	295+282	295+202	295+362	3/11 KV	160	Electric Pole and Line Crossing
6	295+510	295+475	295+545	4/11 KV	70	Electric Pole and Line Crossing
7	295+990	295+930	296+050	5/11 KV	120	Electric Pole and Line Crossing
8	300+520	300+365	300+675	6/11 KV	310	Electric Pole and Line Crossing
9	300+910	300+900	300+920	2/11 KV	20	Electric Pole and Line Crossing
10	301+330	301+285	301+375	2/11 KV	90	Electric Pole and Line Crossing
11	301+400	301+385	301+415	1/11 KV	30	Electric Line Crossing & transformer
12	301+940	301+930	301+950	2/11 KV	20	Electric Pole and Line Crossing
13	303+780	303+760	303+800	2/11 KV	40	Electric Pole and Line Crossing
14	304+050	304+015	304+085	2/11 KV	70	Electric Pole and Line Crossing
15	307+165	307+150	307+180	3/11 KV	30	Electric Pole and Line Crossing
16	307+193	307+178	307+208	2/11 KV	30	Electric Pole and Line Crossing
17	310+000	309+950	310+050	3/11 KV	100	Electric Pole and Line Crossing
18	311+540	311+450	311+630	2/11 KV	180	Electric Pole and Line Crossing
19	312+090	312+065	312+115	1/11 KV	50	Electric Pole and Line Crossing
20	312+695	312+665	312+725	3/11 KV	60	Electric Pole and Line Crossing
21	313+340	313+275	313+405	2/11 KV	130	Electric Pole and Line Crossing
22	313+370	313+335	313+405	1/11 KV	70	Electric Pole and Line Crossing
23	315+770	315+670	315+770	4/11 KV	100	Electric Pole and Line Crossing
24	315+950	315+895	316+005	1/11 KV	110	Electric Pole and Line Crossing
25	316+530	316+510	316+530	2/11 KV	20	Electric Pole and Line Crossing
26	318+600	318+500	318+600	3/11 KV	100	Electric Pole and Line Crossing
27	318+800	318+780	318+820	4/11 KV	40	Electric Pole and Line Crossing
28	318+840	318+825	318+855	2/11 KV	30	Electric Pole and Line Crossing
29	318+860	318+845	318+875	2/11 KV	30	Electric Pole and Line Crossing
30	319+000	318+985	319+015	2/11 KV	30	Electric Pole and Line Crossing
31	320+685	320+670	320+700	11 KV	30	Electric Pole and Line Crossing
32	320+690	320+665	320+715	11 KV	50	Electric Pole and Line Crossing
33	322+700	322+600	322+700	3/11 KV	100	Electric Pole and Line Crossing
34	322+880	322+865	322+895	11 KV	30	Electric Line Crossing & transformer

Total **2640**

**B) GETCO High Tension Line**

35	296+415	296+375	296+455	1/66 KV	80	Getco HT line Crossing
36	300+100	300+070	300+120	220 KV	50	Getco HT line Crossing
37	300+390	300+350	300+430	1/220 KV	80	Getco HT line Crossing
38	308+200	308+160	308+240	2/66 KV	80	Getco HT line Crossing
39	308+400	308+460	308+580	1/66 KV	120	Getco HT line Crossing
40	312+270	312+120	312+420	1/400 KV	300	Getco HT line Crossing

Total **710**



**Details of Gas Pipe Lines**

Appendix-1D

SR. NO.	Chainage			SIDE	Length	TYPE	REMARKS
	C/L	From	To				
1	296+450	296+420	296+480	BHS	60	GAIL Gas Pipe line	
2	304+450	304+420	304+480	BHS	60	GAIL Gas Pipe line	
3	309+090	309+000	309+180	BHS	180	GAIL Gas Pipe line	
					<b>300</b>		

**VADODARA-KIM EXPRESSWAY PROJECT  
FROM CHAINAGE 292+000 TO 323+000  
MCW STRIP CHART**

Station	POC	DLC	GSB	SUBGRADE	EMB	C&G	Chainage	ROB (293+050)	LVUP (293+890)	MINB (294+105)	LVUP (294+550)	LVUP (295+170)	LVUP (295+575)	LVUP (296+150)	MINB (296+450)
292.000	292.100	292.200	292.300	292.400	292.500	292.600									
297.700	297.800	297.900	298.000	298.100	298.200	297.700	297.800	297.900	298.000	298.100	298.200	298.300	298.400	298.500	298.600
298.700	298.800	298.900	299.000	299.100	299.200	299.300	299.400	299.500	299.600	299.700	299.800	299.900	300.000	300.100	300.200
300.300	300.400	300.500	300.600	300.700	300.800	300.900	301.000	301.100	301.200	301.300	301.400	301.500	301.600	301.700	301.800
302.000	302.100	302.200	302.300	302.400	302.500	302.600	302.700	302.800	302.900	303.000	303.100	303.200	303.300	303.400	303.500
303.600	303.700	303.800	303.900	304.000	304.100	304.200	304.300	304.400	304.500	304.600	304.700	304.800	304.900	305.000	305.100
305.200	305.300	305.400	305.500	305.600	305.700	305.800	305.900	306.000	306.100	306.200	306.300	306.400	306.500	306.600	306.700
306.800	306.900	307.000	307.100	307.200	307.300	307.400	307.500	307.600	307.700	307.800	307.900	308.000	308.100	308.200	308.300
308.400	308.500	308.600	308.700	308.800	308.900	309.000	309.100	309.200	309.300	309.400	309.500	309.600	309.700	309.800	309.900
310.000	310.100	310.200	310.300	310.400	310.500	310.600	310.700	310.800	310.900	311.000	311.100	311.200	311.300	311.400	311.500
311.600	311.700	311.800	311.900	312.000											





Project: Construction of Eight Lane Vadodara Kim Expressway from Km. 292+000 to Km. 323+000 (Manubar to Sanpa section of Vadodara Mumbai Expressway) in the State of Gujarat under NHDP Phase - VI on Hybrid Annuity Mode (Phase IA-Package III)

Name of EPC Contractor: Patel Infrastructure Ltd.

**Progress Chart**

**Legend :** Completed   
WIP   
Progress during Month

**Major Structures**

<b>LHS</b>	Deck Slab																							
	Girder/Pedestal																							
	Abu't / Pier Cap																							
	Abut't / Pier/Wall												1	1										
	Footing/Pile Cap		1									1	1	1								1		
	Foundation PCC/Pile work		1				1						1	1	1							1	1	
	Excavation		1				1						1	1	1							1	1	
	Layout		1				1						1	1	1							1	1	
<b>Chainage</b>	292+010	293+050	293+895	294+105	294+550	295+170	295+575	296+150	296+450	297+220	297+500	297+580	297+900	298+380	299+100	299+375	300+725	301+240	301+790	302+350	302+732	303+245		
<b>Type of Structure</b>	PUP	ROB	LVUP	MNB	LVUP	PUP	VUP	PUP	MNB	PUP	MNB	MNB	PUP	PUP	PUP	FLYOVER	PUP	LVUP	PUP	PUP	MJB	PUP		
<b>RHS</b>	Layout		1				1					1	1	1								1	1	
	Excavation		1				1					1	1	1								1	1	
	Foundation PCC/Pile work		1				1					1	1	1								1	1	
	Footing/Pile Cap		1									1	1	1								1		
	Abut't / Pier/Wall													1	1									
	Abu't / Pier Cap																							
	Girder/Pedestal																							
Deck Slab																								

Project: Construction of Eight Lane Vadodara Kim Expressway from Km. 292+000 to Km. 323+000 (Manubar to Sanpa section of Vadodara Mumbai Expressway) in the State of Gujarat under NHDP Phase - VI on Hybrid Annuity Mode (Phase IA-Package III)

Name of EPC Contractor: Patel Infrastructure Ltd.

**Progress Chart**

**Legend :** Completed ■  
 WIP ■  
 Progress during Month ■




**Major Structures**

LHS	Deck Slab		1																						
	Girder/Pedestal		1																						
	Abu't / Pier Cap		1																						
	Abut't / Pier/Wall		1		1																				
	Footing/Pile Cap		1		1	1						1						1							
	Foundation PCC/Pile work		1		1	1				1								1							
	Excavation		1		1	1				1						1		1	1	1					
	Layout	1	1		1	1				1						1		1	1	1					
<b>Chainage</b>	<b>303+830</b>	<b>304+170</b>	<b>304+450</b>	<b>305+058</b>	<b>305+850</b>	<b>306+250</b>	<b>306+850</b>	<b>307+193</b>	<b>307+754</b>	<b>308+550</b>	<b>309+090</b>	<b>309+550</b>	<b>309+873</b>	<b>310+480</b>	<b>310+752</b>	<b>311+073</b>	<b>311+650</b>	<b>312+280</b>	<b>312+720</b>	<b>313+075</b>	<b>313+835</b>	<b>314+340</b>			
<b>Type of Structure</b>	<b>VUP</b>	<b>PUP</b>	<b>MNB</b>	<b>PUP</b>	<b>PUP</b>	<b>PUP</b>	<b>PUP</b>	<b>VOP</b>	<b>MNB</b>	<b>LVUP</b>	<b>MNB</b>	<b>PUP</b>	<b>MNB</b>	<b>PUP</b>	<b>MNB</b>	<b>LVUP</b>	<b>PUP</b>	<b>PUP</b>	<b>VUP</b>	<b>PUP</b>	<b>MNB</b>	<b>MNB</b>			
RHS	Layout	1	1		1	1			1			1		1		1	1	1	1						
	Excavation	1	1		1	1			1			1		1		1	1	1	1						
	Foundation PCC/Pile work	1	1		1	1			1			1				1	1								
	Footing/Pile Cap		1		1							1					1								
	Abut't / Pier/Wall		1		1							1													
	Abu't / Pier Cap		1																						
	Girder/Pedestal		1																						
Deck Slab		1																							

Project: Construction of Eight Lane Vadodara Kim Expressway from Km. 292+000 to Km. 323+000 (Manubar to Sanpa section of Vadodara Mumbai Expressway) in the State of Gujarat under NHDP Phase - VI on Hybrid Annuity Mode (Phase IA-Package III)

Name of EPC Contractor: Patel Infrastructure Ltd.

**Progress Chart**

**Legend :** Completed   
WIP   
Progress during Month 



**Major Structures**


<b>LHS</b>	Deck Slab													
	Girder/Pedestal													
	Abu't / Pier Cap													
	Abut't / Pier/Wall													
	Footing/Pile Cap										1			
	Foundation PCC/Pile work										1			
	Excavation										1	1		
	Layout										1	1		
<b>Chainage</b>		314+850	315+870	316+563	317+100	317+650	318+275	318+875	319+580	320+330	320+825	321+280	321+700	322+550
<b>Type of Structure</b>		PUP	PUP	LVUP	PUP	PUP	PUP	MJB	PUP	PUP	PUP	MJB	LVUP	PUP
<b>RHS</b>	Layout											1	1	
	Excavation											1	1	
	Foundation PCC/Pile work											1		
	Footing/Pile Cap											1		
	Abut't / Pier/Wall													
	Abu't / Pier Cap													
	Girder/Pedestal													
	Deck Slab													

Project: Construction of Eight Lane Vadodara Kim Expressway from Km. 292+000 to Km. 323+000 (Manubar to Sanpa section of Vadodara Mumbai Expressway) in the State of Gujarat under NHDP Phase - VI on Hybrid Annuity

Name of EPC Contractor: Patel Infrastructure Ltd.

**Progress Chart**

**Legend :** Completed   
WIP 

Progress during Month 

**Box Culvert**

		292+450	294+750	295+007	295+585	296+376	299+800	300+148	301+247	303+403	305+437	307+193	307+193	307+709	307+789	309+030	309+840	309+892	314+148	315+247	316+427	316+582	318+612	322+750	323+087	323+087	323+087	323+087
LHS	Crash Barrier																											
	RE / Wing Wall									1	1								1									
	Deck Slab									1	1								1									
	Wall							1	1	1	1								1									
	Raft							1	1	1	1								1									
	Foundation PCC							1	1	1	1								1		1							
	Excavation				1			1	1	1	1								1		1							
	Layout				1			1	1	1	1								1		1				1			
Chainage		292+450	294+750	295+007	295+585	296+376	299+800	300+148	301+247	303+403	305+437	307+193	307+193	307+709	307+789	309+030	309+840	309+892	314+148	315+247	316+427	316+582	318+612	322+750	323+087	323+087	323+087	323+087
RHS	Layout				1			1		1	1								1		1			1				
	Excavation				1			1		1	1								1		1							
	Foundation PCC							1		1	1								1		1							
	Raft							1		1	1								1		1							
	Wall							1		1	1								1		1							
	Deck Slab										1	1							1		1							
	RE / Wing Wall											1							1									
	Crash Barrier																											



**Project:** Construction of Eight Lane Vadodara Kim Expressway from Km. 292+000 to Km. 323+000 (Manubar to Sanpa section of Vadodara Mumbai Expressway) in the State of Gujarat under NHDP Phase - VI on Hybrid Annuity Mode (Phase IA-Package)

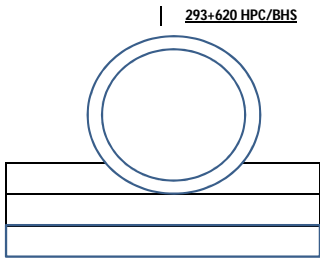
**Name of EPC Contractor:** Patel Infrastructure Ltd.

**Progress Chart**

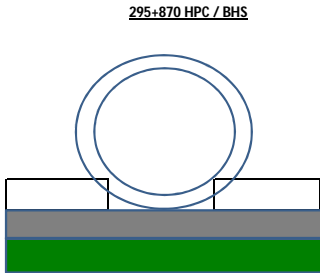
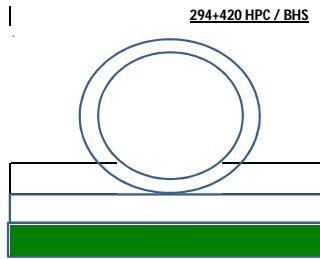
**Legend :** Completed (Red)  
WIP (Blue)  
Progress during Month (Yellow)

**Pipe Culvert**

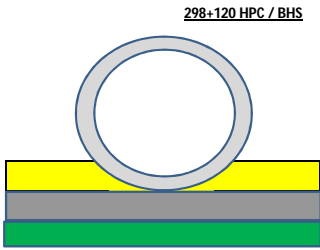
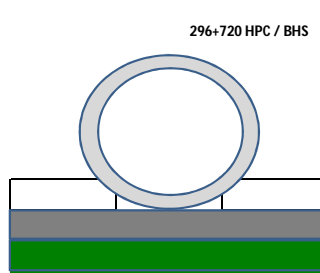
LHS	Chainage	Progress during Month																																			
		293+620	294+420	295+870	296+720	298+120	298+819	300+445	300+970	301+520	302+270	302+578	303+608	304+069	304+649	307+419	307+969	308+320	308+794	309+368	310+119	311+329	311+969	312+679	313+369	313+812	314+669	315+719	316+069	316+819	317+470	319+268	319+969	320+719	322+294	322+778	
Back Filling					1	1	1			1	1	1						1	1	1	1	1		1													
Collar joint				1	1	1	1	1		1	1	1	1	1	1			1	1	1	1	1		1			1			1	1						
Pipe Laying					1	1	1	1		1	1	1	1	1	1			1	1	1	1	1		1			1			1	1						
Foundation PCC				1	1	1	1	1		1	1	1	1	1	1			1	1	1	1	1		1			1			1	1						
Excavation		1	1	1	1	1	1	1		1	1	1	1	1	1			1	1	1	1	1		1			1			1	1					1	1
Layout		1	1	1	1	1	1	1		1	1	1	1	1	1			1	1	1	1	1		1			1			1	1					1	1
RHS	Layout		1	1	1	1	1	1		1	1	1	1	1	1			1	1	1	1	1		1			1			1	1					1	1
	Excavation		1	1	1	1	1	1		1	1	1	1	1	1			1	1	1	1	1		1			1			1	1					1	1
	Foundation PCC			1	1	1	1	1		1	1	1	1	1	1			1	1	1	1	1		1			1			1	1						
	Pipe Laying			1	1	1	1	1		1	1	1	1	1	1			1	1	1	1	1		1			1			1	1						
	Collar joint			1	1	1	1	1		1	1	1	1	1	1			1	1	1	1	1		1			1			1	1						
	Back Filling					1	1	1	1		1	1	1	1	1			1	1	1	1	1		1			1			1	1						



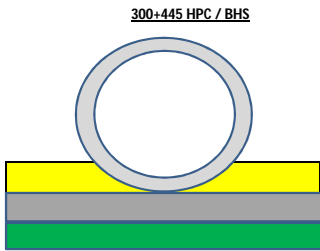
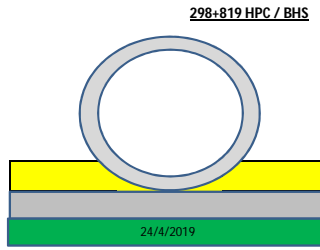
Cradle  
Pipe Laying  
Pcc  
Excavation



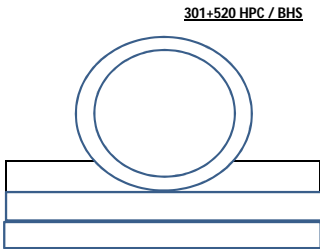
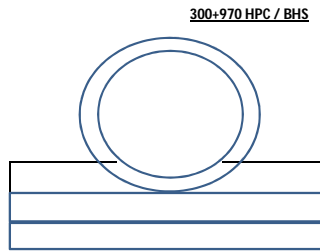
Cradle  
Pipe Laying  
Pcc  
Excavation



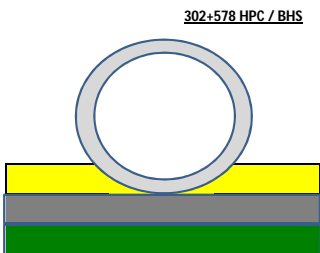
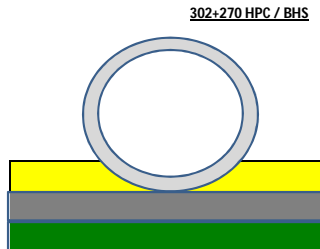
Cradle  
Pipe Laying  
Pcc  
Excavation



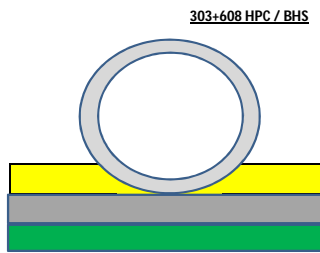
Cradle  
Pipe Laying  
Pcc  
Excavation



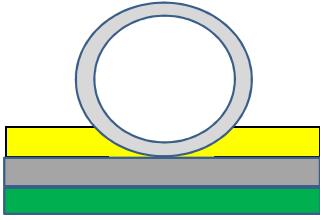
Cradle  
Pipe Laying  
Pcc  
Excavation







Cradle  
Pipe Laying  
Pcc  
Excavation

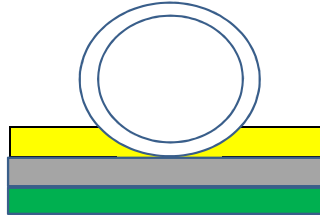


304+069 HPC /

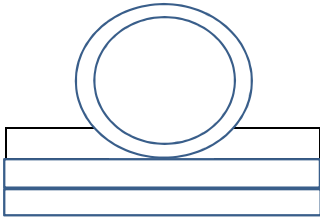






 Cradle  
 Pipe Laying  
 Pcc  
 Excavation

304+649 HPC / BHS

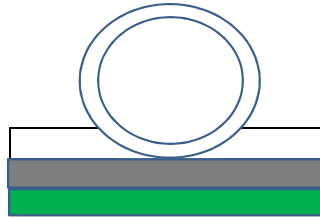


307+419 HPC / BHS

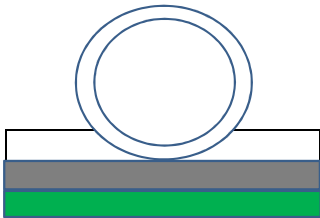






 Cradle  
 Pipe Laying  
 Pcc  
 Excavation

307+969 HPC / BHS

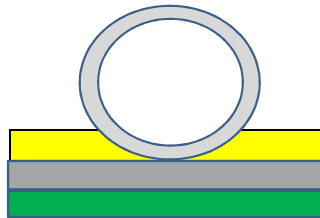


308+320 HPC / BHS

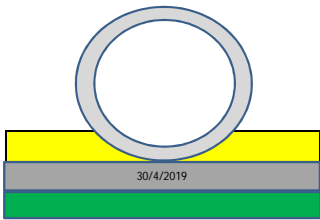






 Cradle  
 Pipe Laying  
 Pcc  
 Excavation

308+794 HPC / BHS

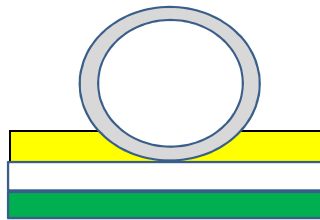


309+368 HPC / BHS

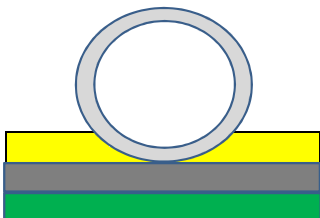






 Cradle  
 Pipe Laying  
 Pcc  
 Excavation

310+119 HPC / BHS

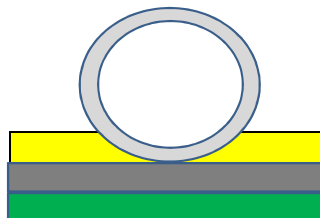


311+329 HPC / BHS

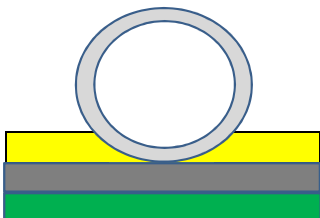






 Cradle  
 Pipe Laying  
 Pcc  
 Excavation

311+969 HPC / BHS

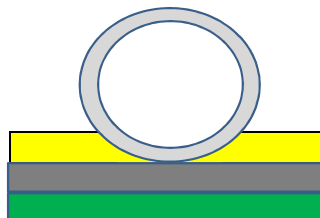


312+684 HPC / BHS 17\*


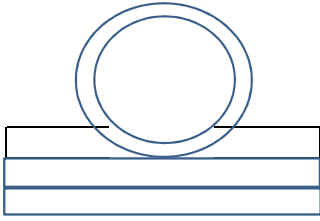


 Cradle  
 Pipe Laying  
 Pcc  
 Excavation

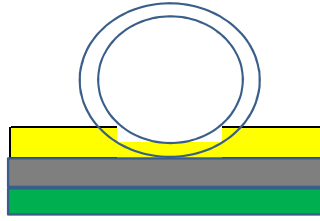
313+369 HPC / BHS



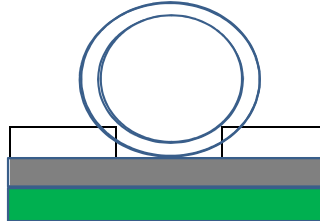
313+790 HPC / BHS 36\*




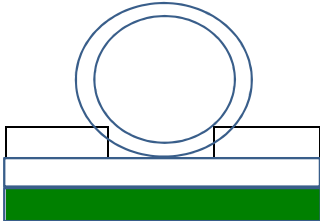
314+669 HPC/ BHS




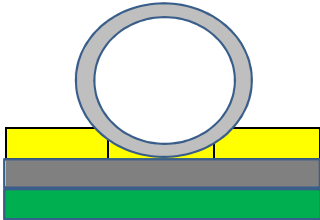
316+069 HPC/BHS



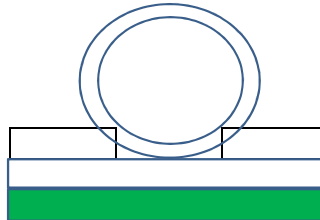
315+719 HPC/BHS




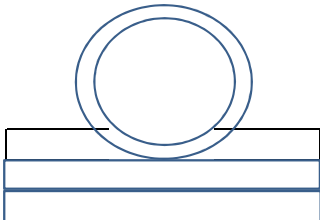
316+819 HPC/BHS



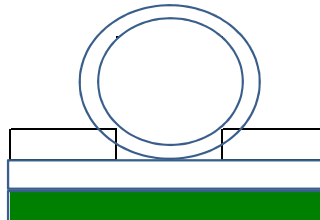
317+470 HPC/BHS




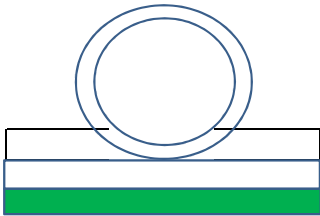
319+268 HPC/BHS



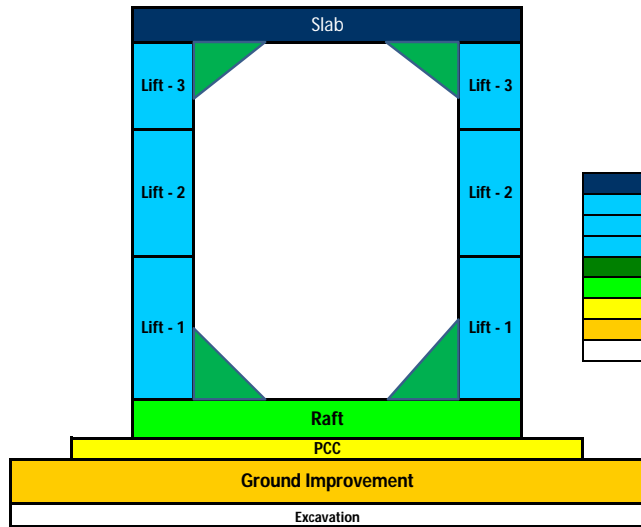
322+294 HPC/BHS



322+778 HPC/BHS

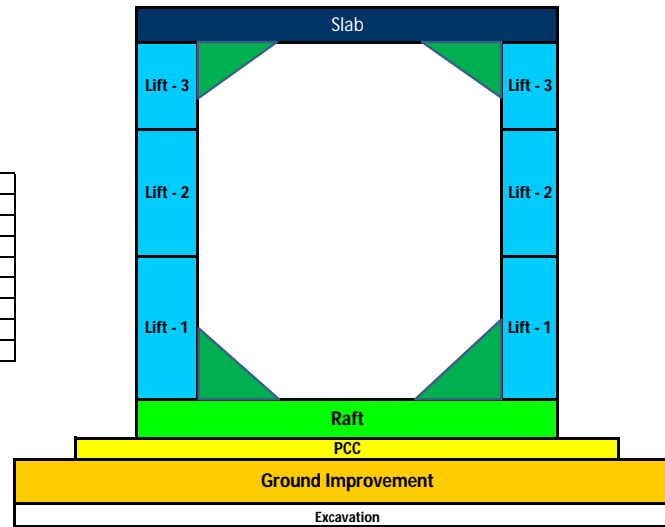


**BOX CULVERT' - CH: 314+148 (RHS)**

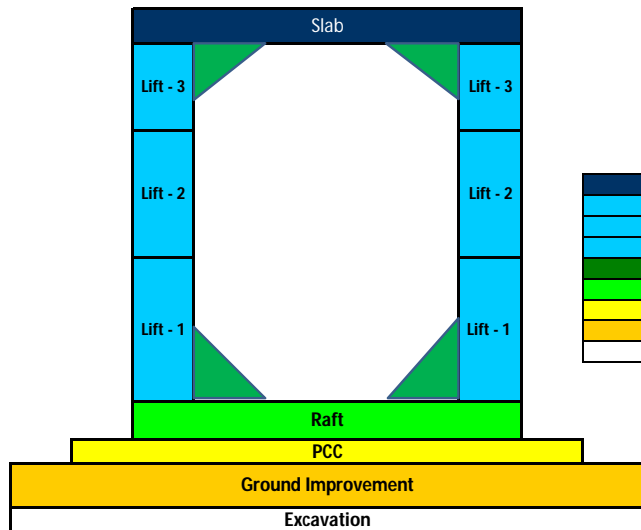


Dark Blue	Slab
Light Blue	Lift-3
Medium Blue	Lift-2
Light Blue	Lift-1
Green	Haunch
Light Green	Raft
Yellow	PCC
Orange	GI
White	Excavation

**BOX CULVERT' - CH: 314+148 (LHS)**

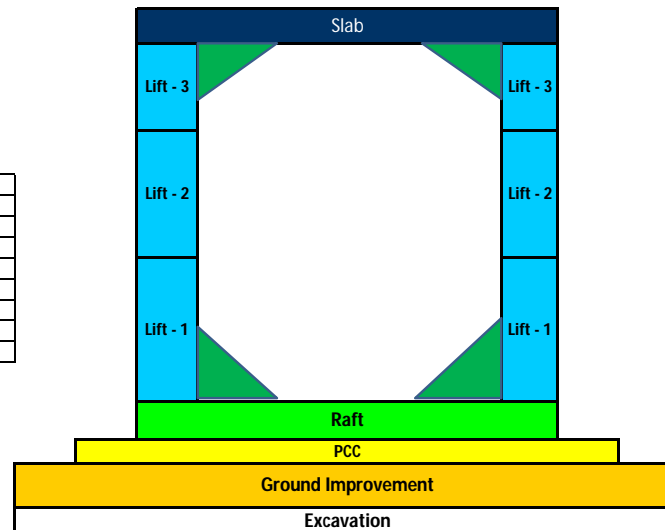


**BOX CULVERT' - CH: 303+403 (RHS)**

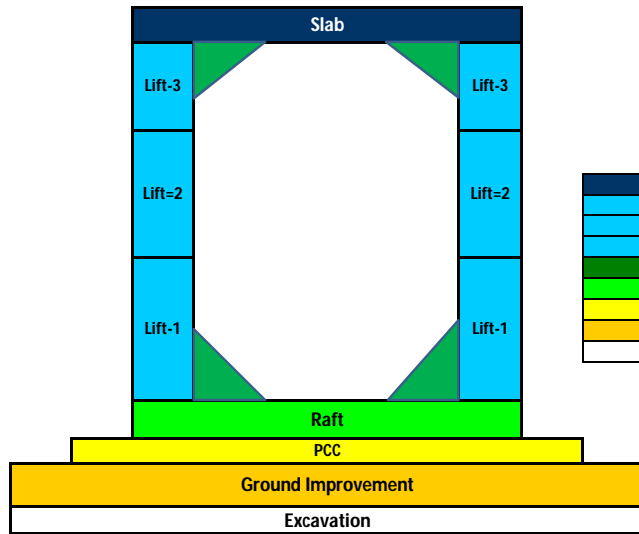


Dark Blue	Slab
Light Blue	Lift-3
Medium Blue	Lift-2
Light Blue	Lift-1
Green	Haunch
Light Green	Raft
Yellow	PCC
Orange	GI
White	Excavation

**BOX CULVERT' - CH: 303+403 (LHS)**

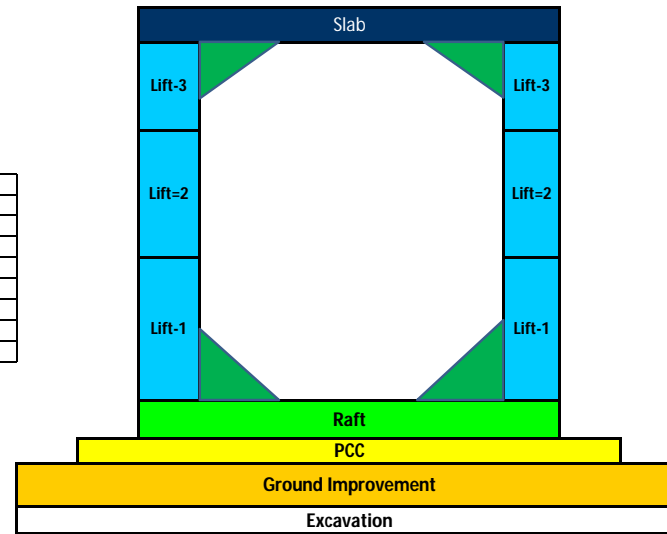


**BOX CULVERT' - CH: 305+437 (RHS)**

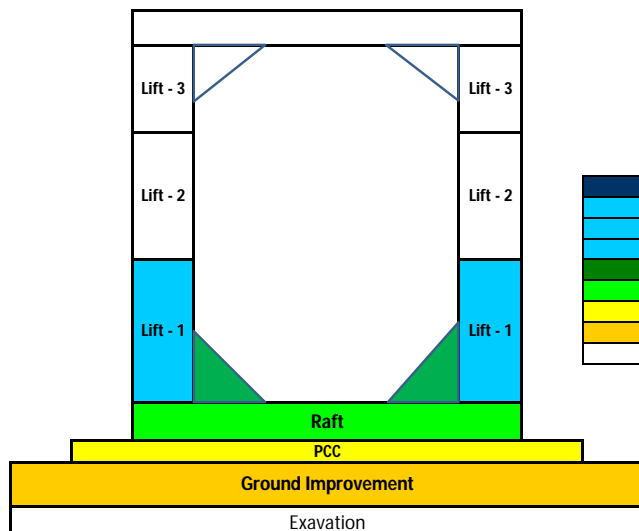


Dark Blue	Slab
Light Blue	Lift-3
Medium Blue	Lift-2
Light Blue	Lift-1
Green	Haunch
Light Green	Raft
Yellow	PCC
Orange	GI
White	Excavation

**BOX CULVERT' - CH:305+437 (LHS)**

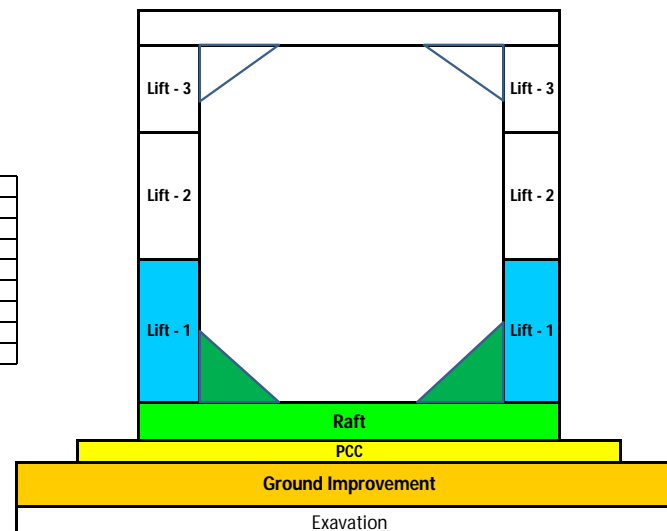


**BOX CULVERT' - CH: 300+148 (RHS)**

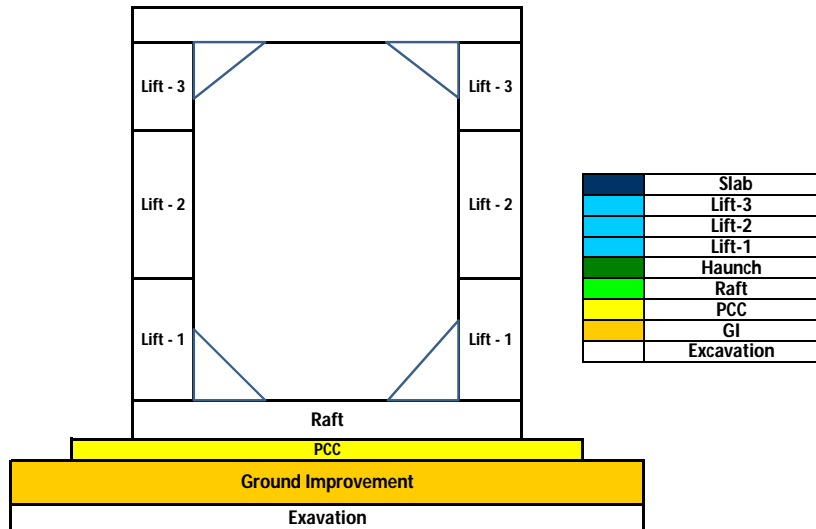


Dark Blue	Slab
Light Blue	Lift-3
Medium Blue	Lift-2
Light Blue	Lift-1
Green	Haunch
Light Green	Raft
Yellow	PCC
Orange	GI
White	Excavation

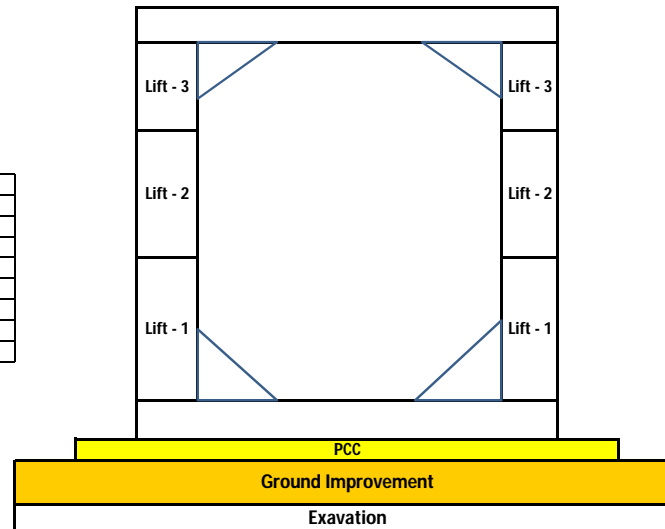
**BOX CULVERT' - CH:300+148 (LHS)**



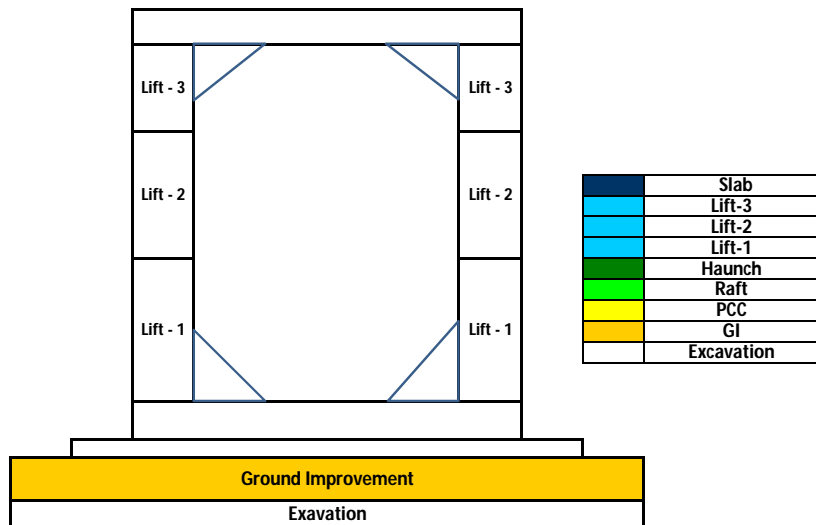
**BOX CULVERT' - CH: 316+420 (RHS)**



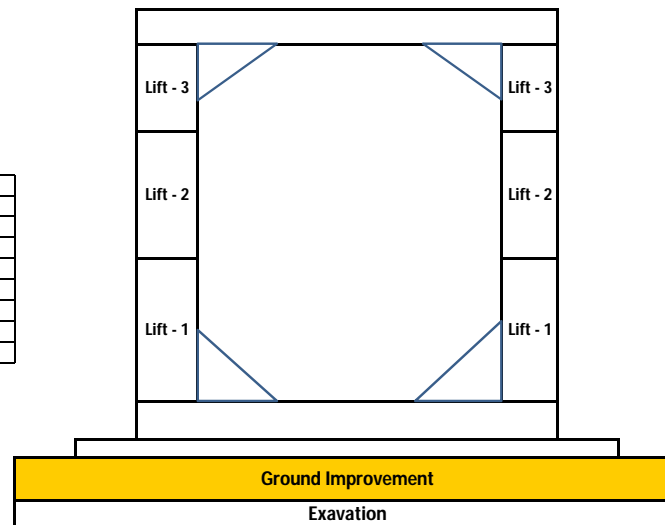
**BOX CULVERT' - CH: 316+420 (LHS)**



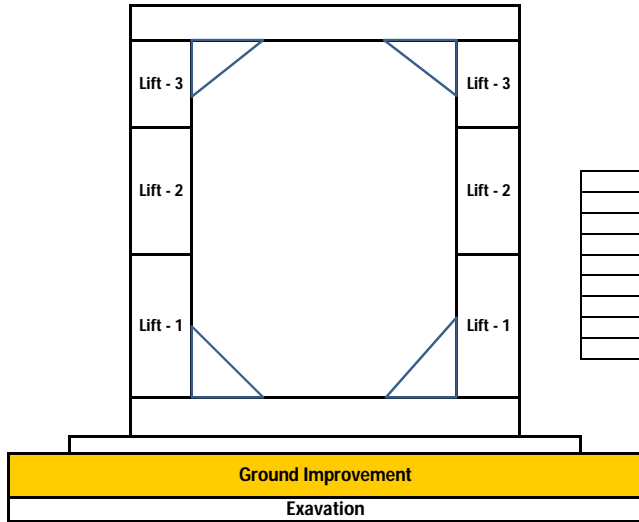
**BOX CULVERT' - CH: 295+585 (RHS)**



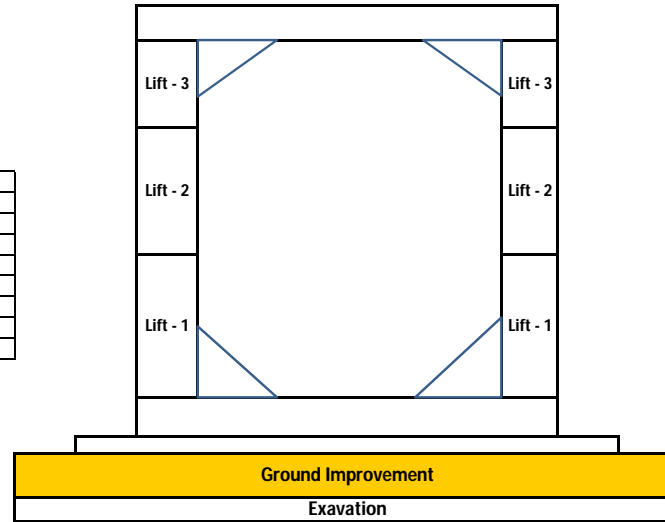
**BOX CULVERT' - CH: 295+585 (LHS)**



**BOX CULVERT' - CH: 322+750 (RHS)**



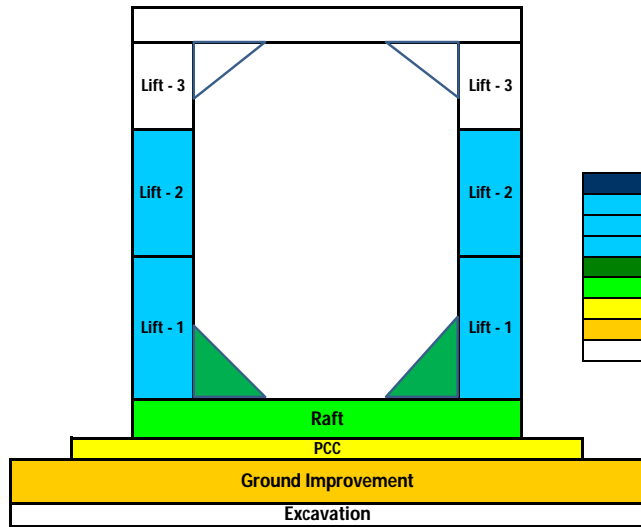
**BOX CULVERT' - CH: 322+750 (LHS)**



	Slab
	Lift-3
	Lift-2
	Lift-1
	Hunch
	Raft
	PCC
	Excavation
	Work not started

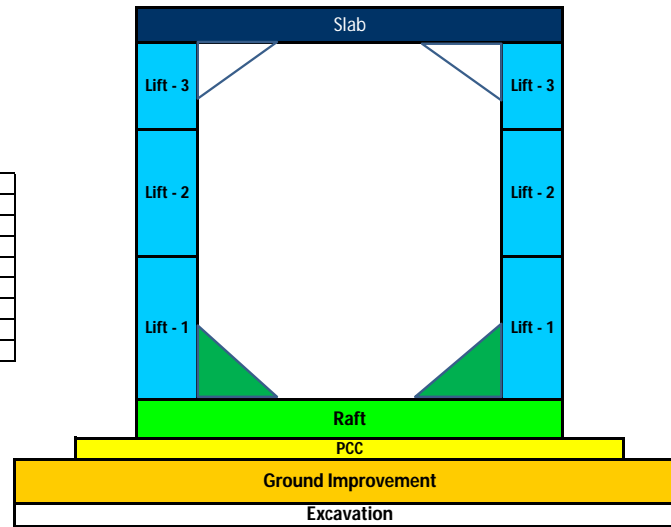


**PUP' - CH: 304+170 (RHS)**

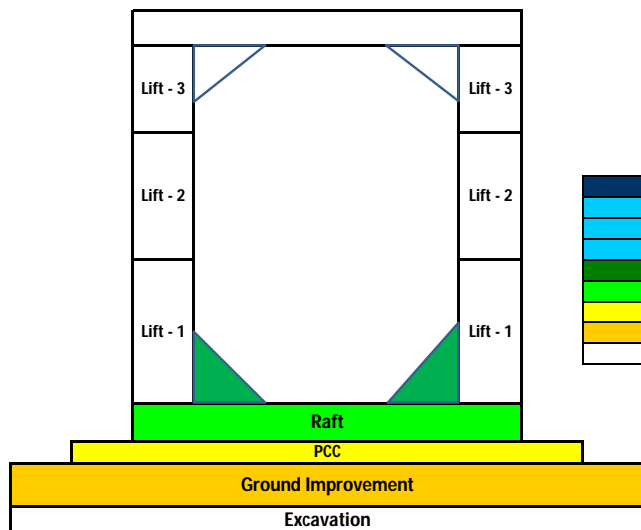


Dark Blue	Slab
Light Blue	Lift-3
Medium Blue	Lift-2
Light Blue	Lift-1
Green	Hunch
Light Green	Raft
Yellow	PCC
Orange	GI
Grey	Excavation

**PUP' - CH: 304+170 (LHS)**

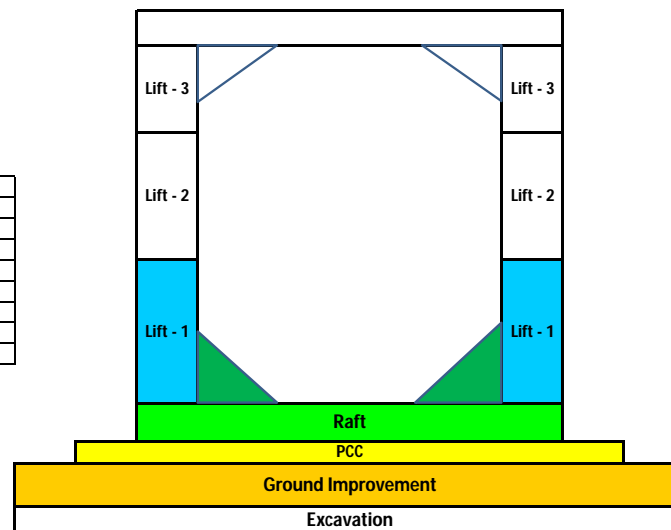


**PUP- CH: 305+058 (RHS)**

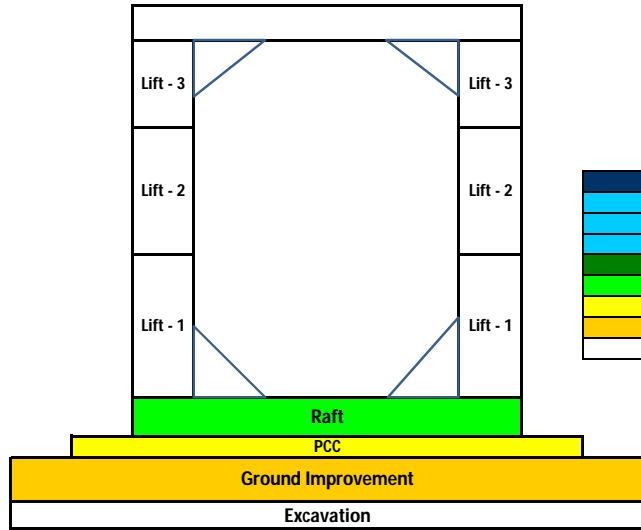


Dark Blue	Slab
Light Blue	Lift-3
Medium Blue	Lift-2
Light Blue	Lift-1
Green	Hunch
Light Green	Raft
Yellow	PCC
Orange	GI
Grey	Excavation

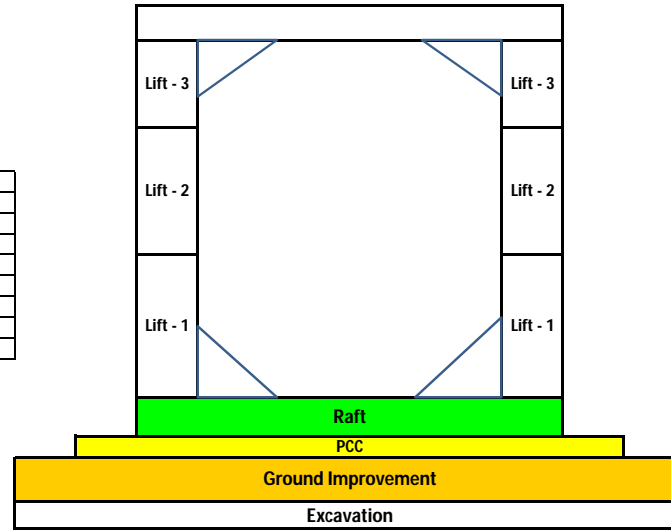
**PUP - CH: 305+058 (LHS)**



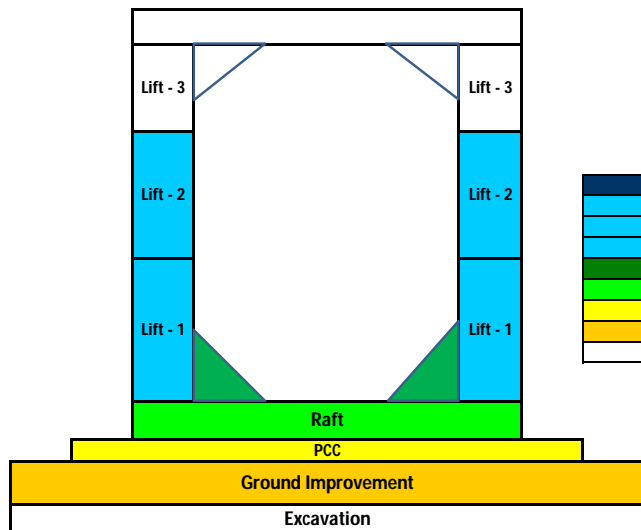
**PUP' - CH: 309+550 (RHS)**



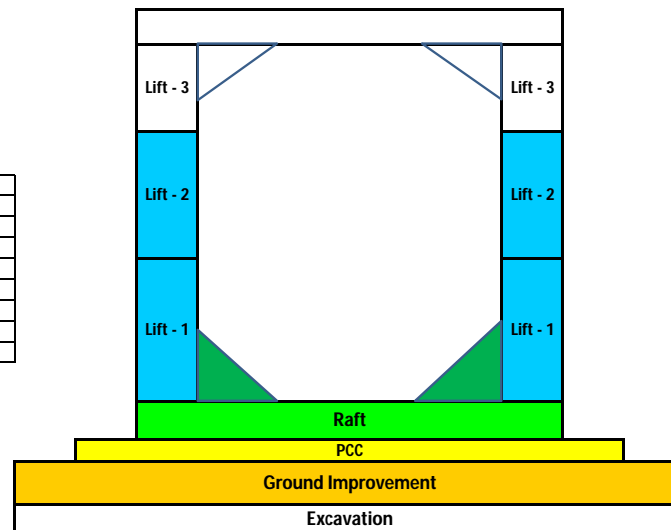
**PUP - CH:309+550 (LHS)**



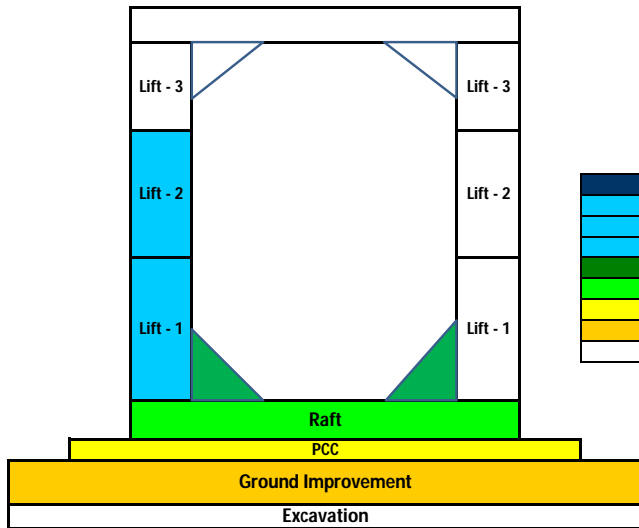
**PUP-297+900(RHS)**



**PUP-297+900(LHS)**

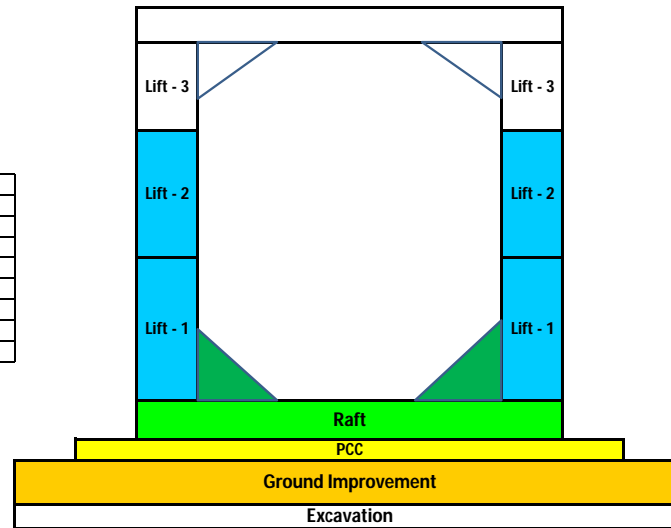


**PUP-298+380(RHS)**

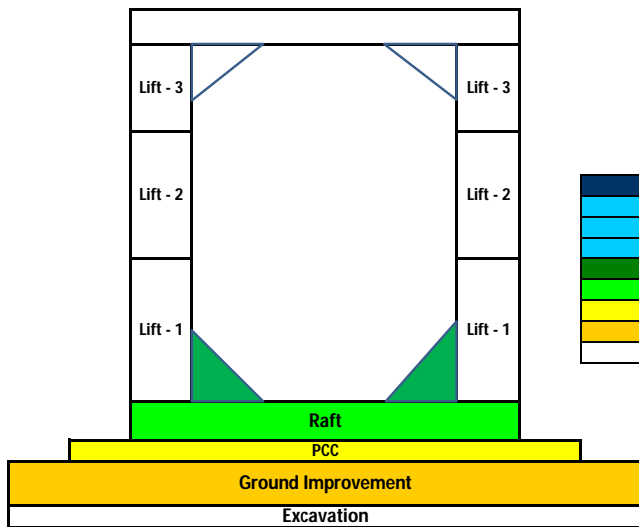


Dark Blue	Slab
Light Blue	Lift-3
Medium Blue	Lift-2
Light Blue	Lift-1
Green	Hunch
Light Green	Raft
Yellow	PCC
Orange	GI
White	Excavation

**PUP-298+380(LHS)**

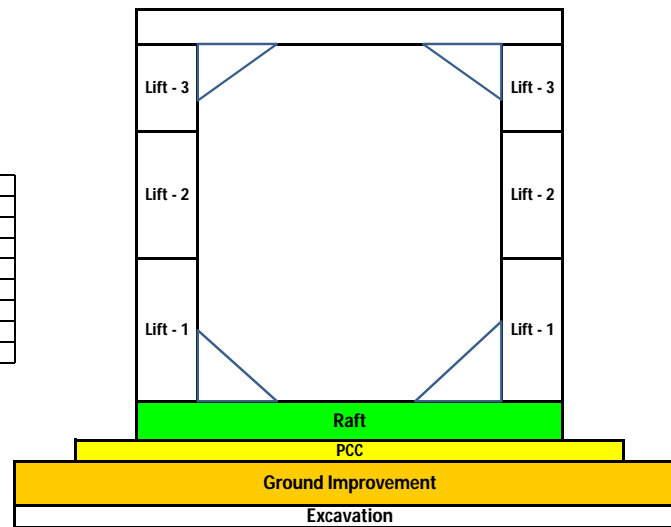


**PUP-311+650 (RHS)**

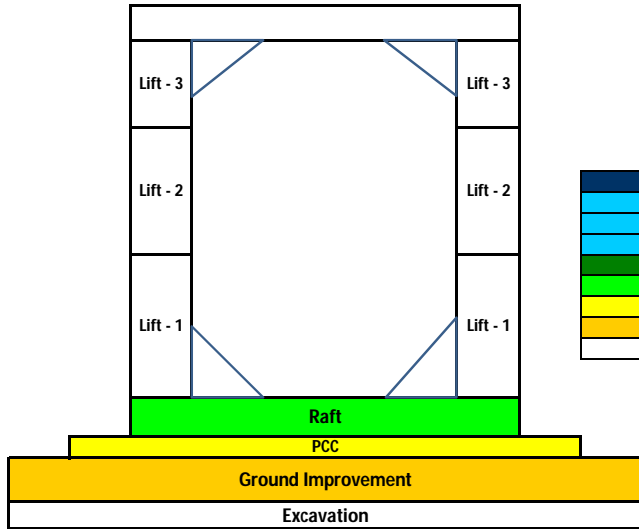


Dark Blue	Slab
Light Blue	Lift-3
Medium Blue	Lift-2
Light Blue	Lift-1
Green	Hunch
Light Green	Raft
Yellow	PCC
Orange	GI
White	Excavation

**PUP-311+650 (LHS)**

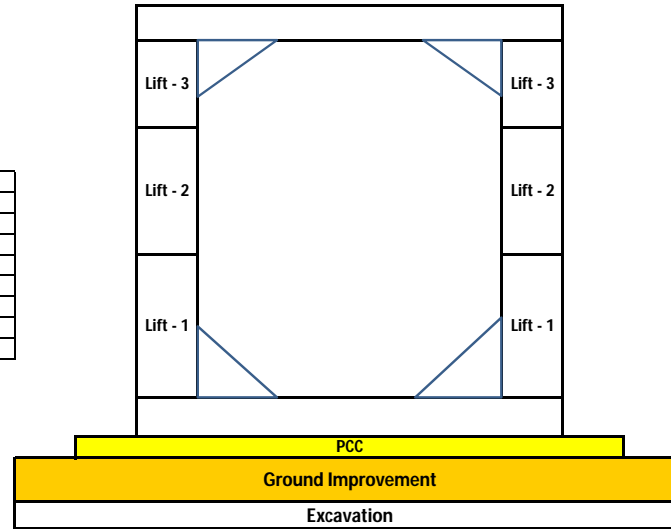


**PUP-305+850 (RHS)**

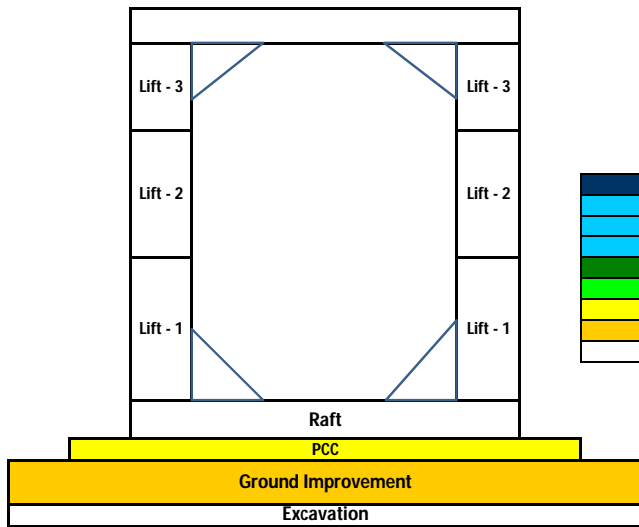


Dark Blue	Slab
Light Blue	Lift-3
Medium Blue	Lift-2
Lightest Blue	Lift-1
Green	Hunch
Bright Green	Raft
Yellow	PCC
Orange	GI
White	Excavation

**PUP-305+850 (LHS)**

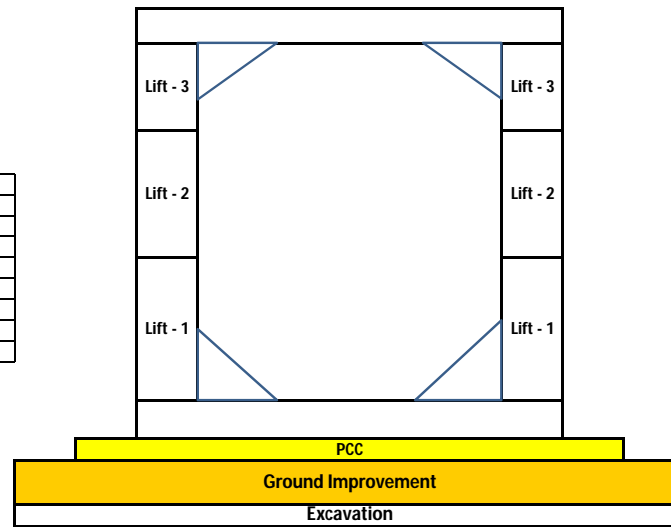


**PUP-295+151 (RHS)**

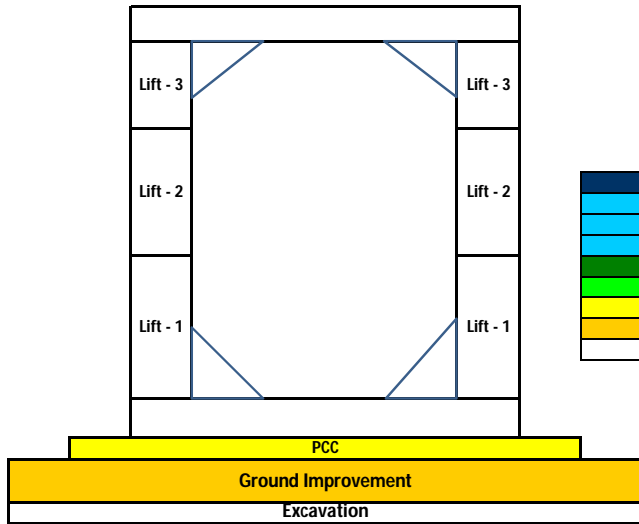


Dark Blue	Slab
Light Blue	Lift-3
Medium Blue	Lift-2
Lightest Blue	Lift-1
Green	Hunch
Bright Green	Raft
Yellow	PCC
Orange	GI
White	Excavation

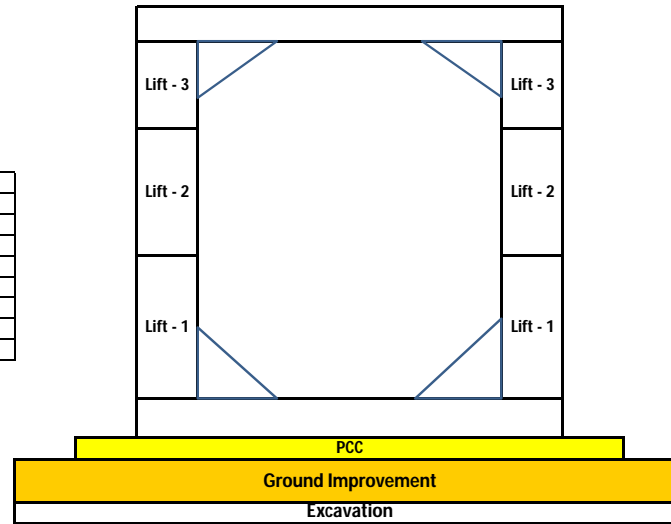
**PUP 295+151 (LHS)**



**PUP-303+220 (RHS)**

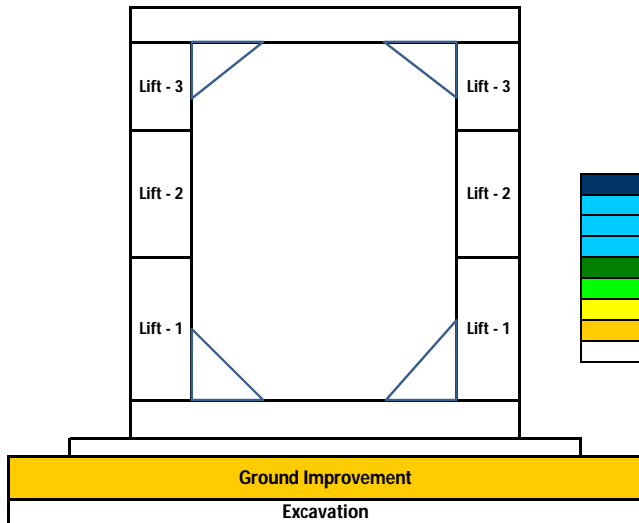


**PUP 303+220 (LHS)**

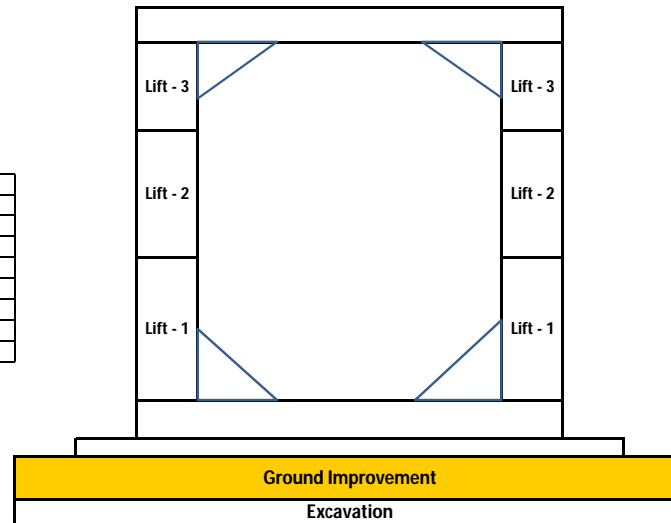


Dark Blue	Slab
Light Blue	Lift-3
Medium Blue	Lift-2
Light Cyan	Lift-1
Green	Hunch
Yellow-Green	Raft
Yellow	PCC
Orange	GI
White	Excavation

**PUP-310+480 (RHS)**

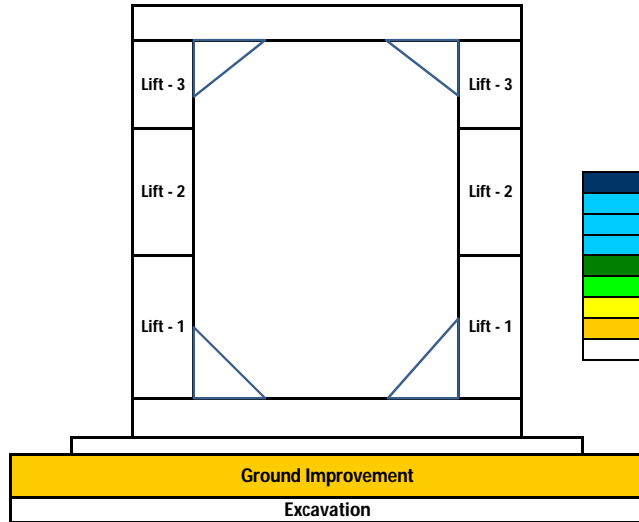


**PUP 310+480 (LHS)**



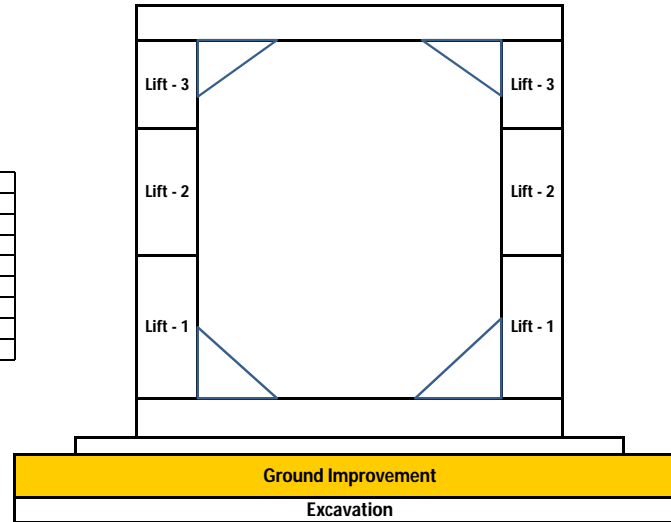
Dark Blue	Slab
Light Blue	Lift-3
Medium Blue	Lift-2
Light Cyan	Lift-1
Green	Hunch
Yellow-Green	Raft
Yellow	PCC
Orange	GI
White	Excavation

**PUP-312+280 (RHS)**

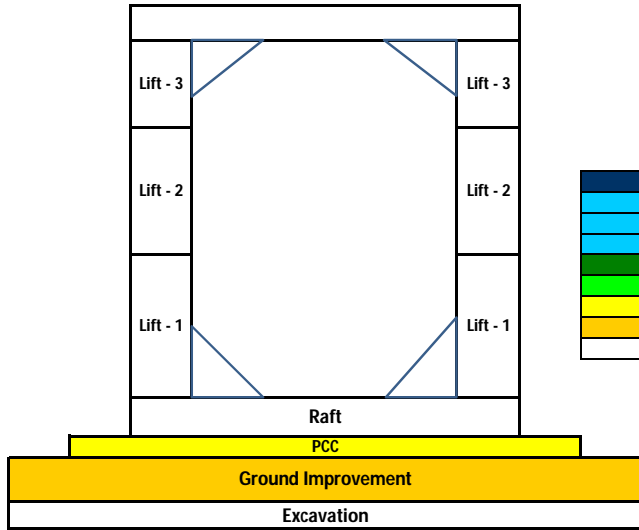


Dark Blue	Slab
Light Blue	Lift-3
Medium Blue	Lift-2
Light Blue	Lift-1
Green	Hunch
Light Green	Raft
Yellow	PCC
Orange	Excavation
White	Work not started

**PUP 312+280 (LHS)**

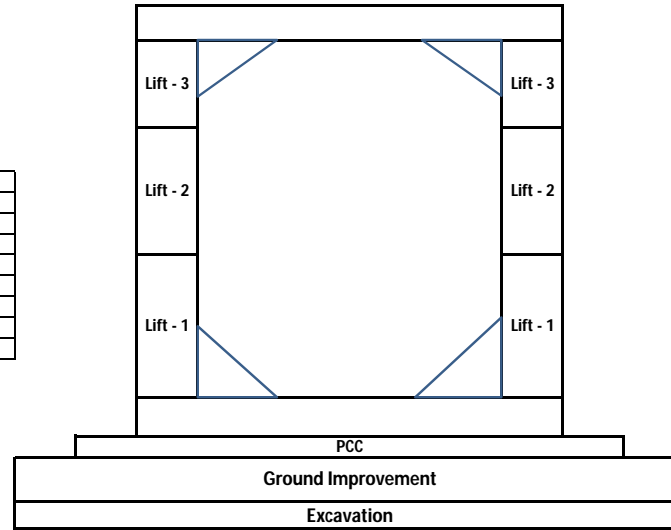


**VUP' - CH: 303+830 (RHS)**

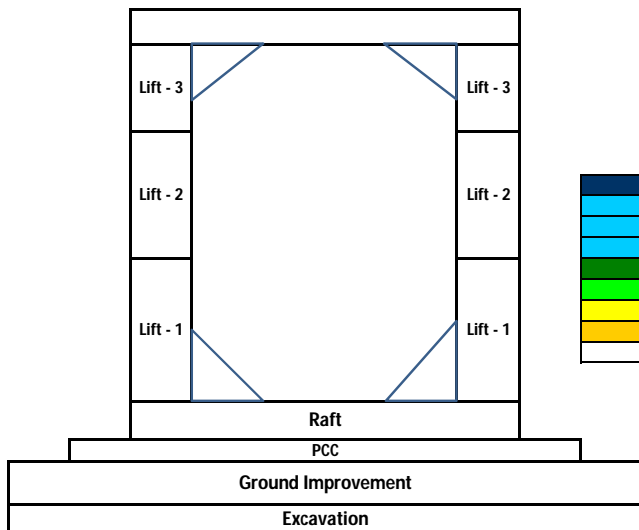


Slab
Lift-3
Lift-2
Lift-1
Hunch
Raft
PCC
GI
Excavation

**VUP' - CH: 303+830 (LHS)**

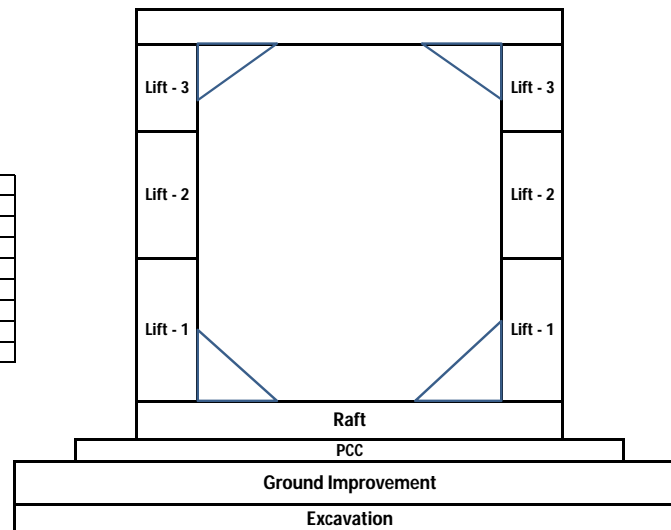


**VUP' - CH: 312+720 (RHS)**

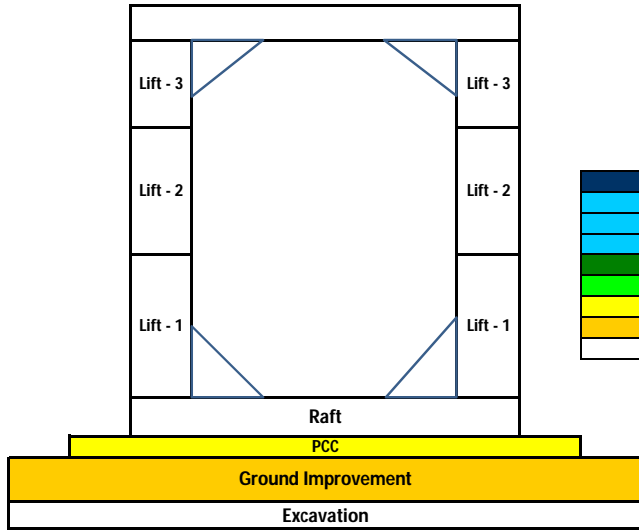


Slab
Lift-3
Lift-2
Lift-1
Hunch
Raft
PCC
GI
Excavation

**VUP' - CH: 312+720 (LHS)**

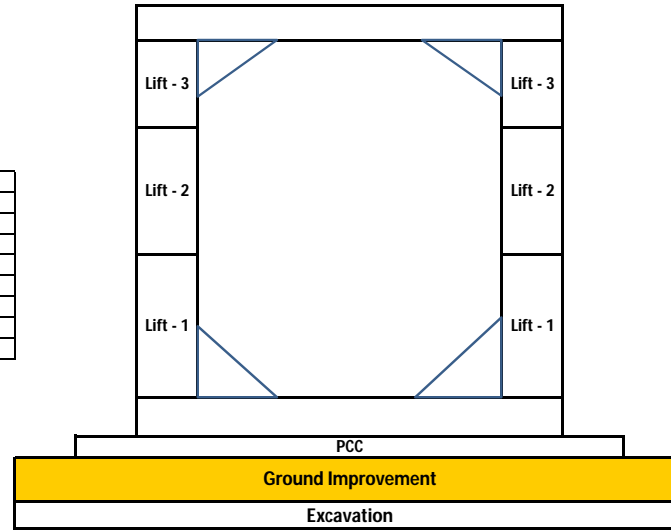


**LVUP' - CH: 311+047 (RHS)**

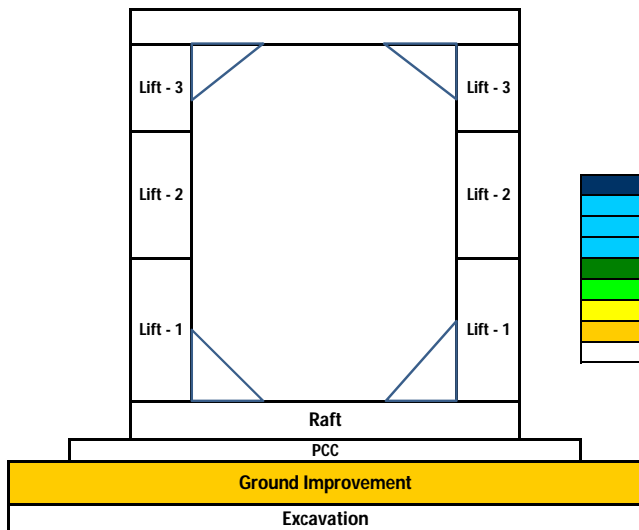


Slab
Lift-3
Lift-2
Lift-1
Hunch
Raft
PCC
GI
Excavation

**LVUP - CH:311+047 (LHS)**

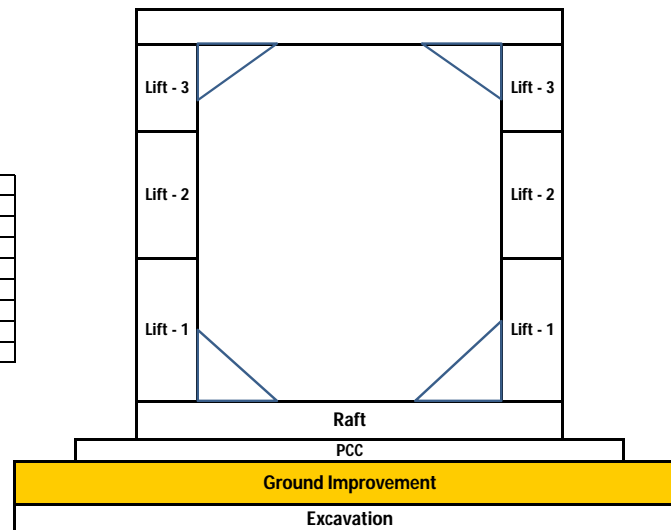


**LVUP-321+695 (RHS)**



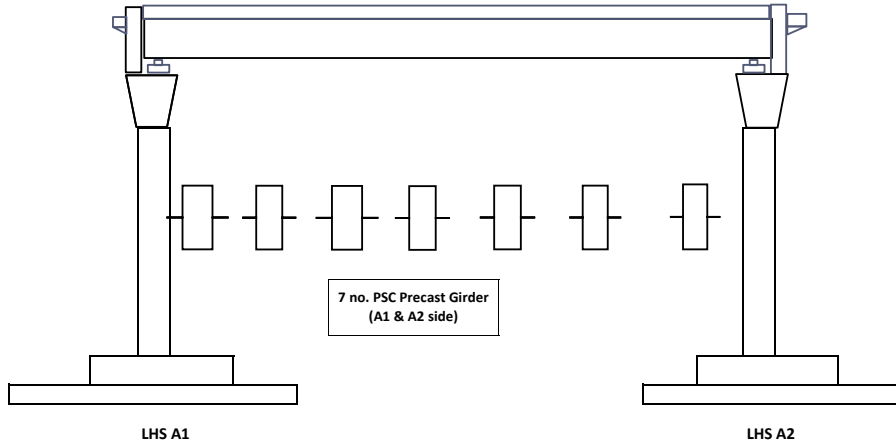
Slab
Lift-3
Lift-2
Lift-1
Hunch
Raft
PCC
GI
Excavation

**LVUP-321+695 (LHS)**

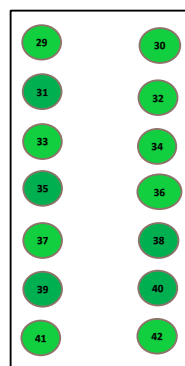
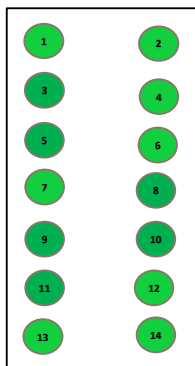




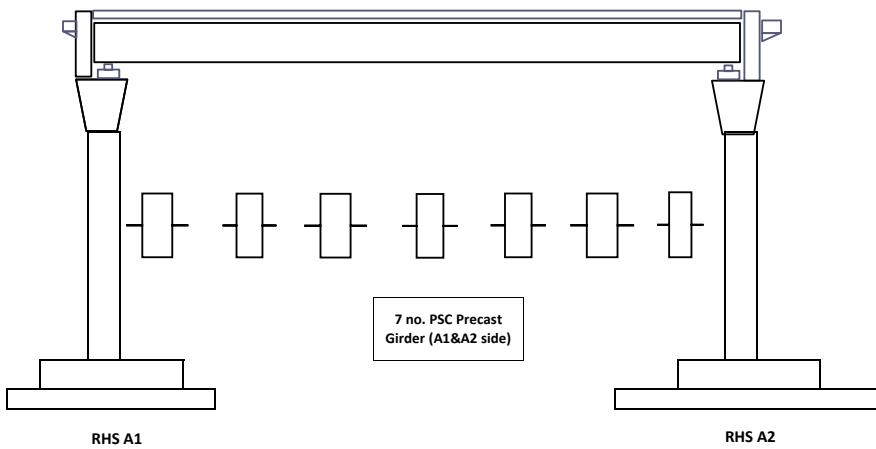
MNB -CH:297+562 (LHS)



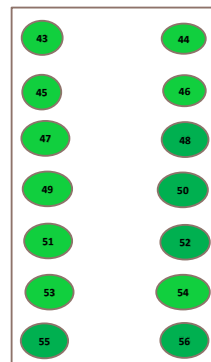
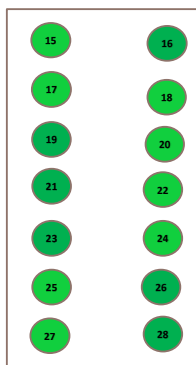
	Slab
	PSC Girder
	RCC Girder
	Dirt Wall
	Pedestal
	Abutment Cap
	Final lift
	Lift-4
	Lift-3
	Lift-2
	Lift-1
	Pile cap
	Pile Cap PCC
	Pile
	Excavation
	Work not started



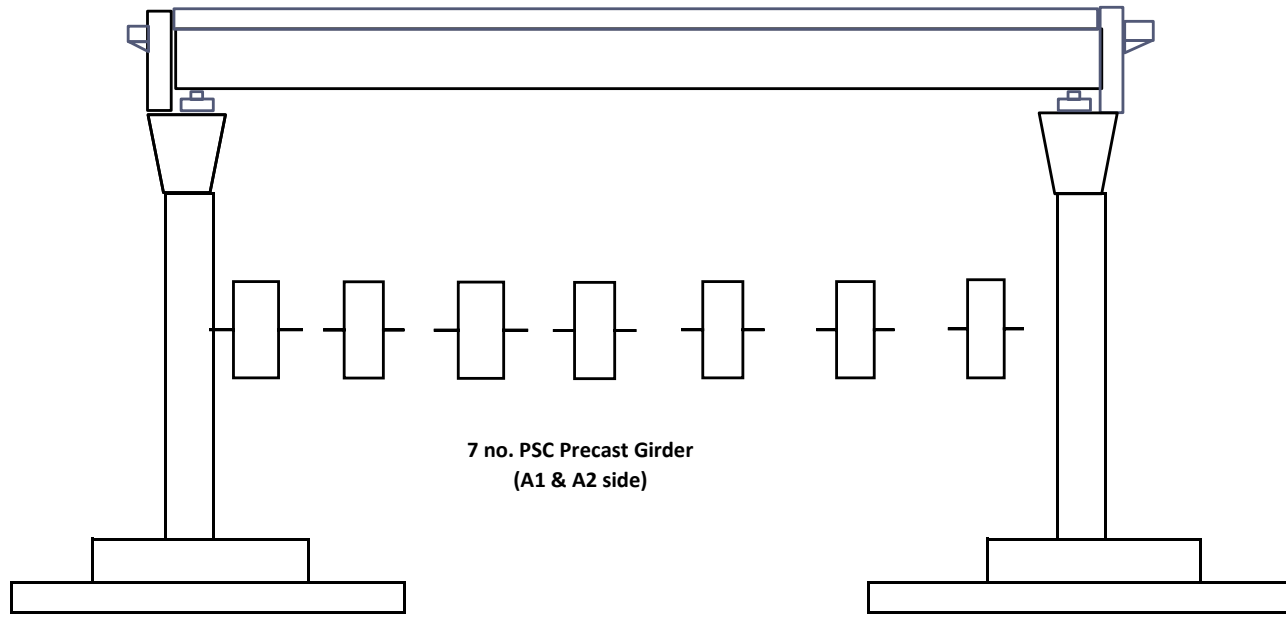
MNB -CH: 297+562 (RHS)



	Slab
	PSC Girder
	RCC Girder
	Dirt Wall
	Pedestal
	Abutment Cap
	Final lift
	Lift-4
	Lift-3
	Lift-2
	Lift-1
	Pile cap
	Pile Cap PCC
	Pile
	Excavation
	Work not started

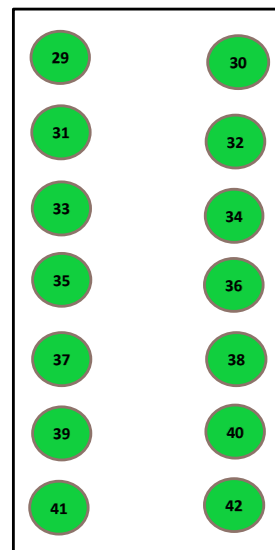
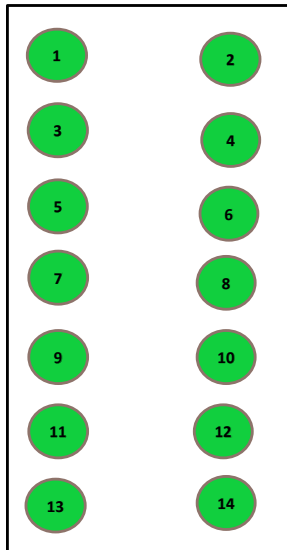


# MNB - CH:307+733 (LHS)



LHS A1

LHS A2

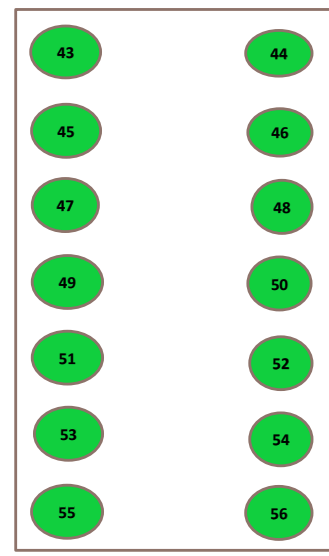
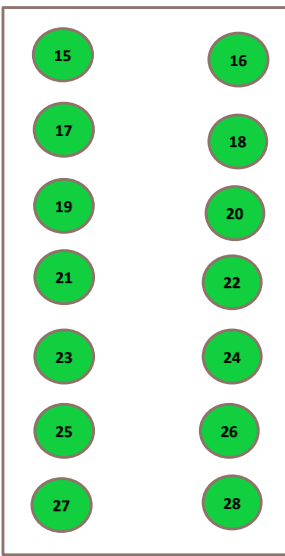
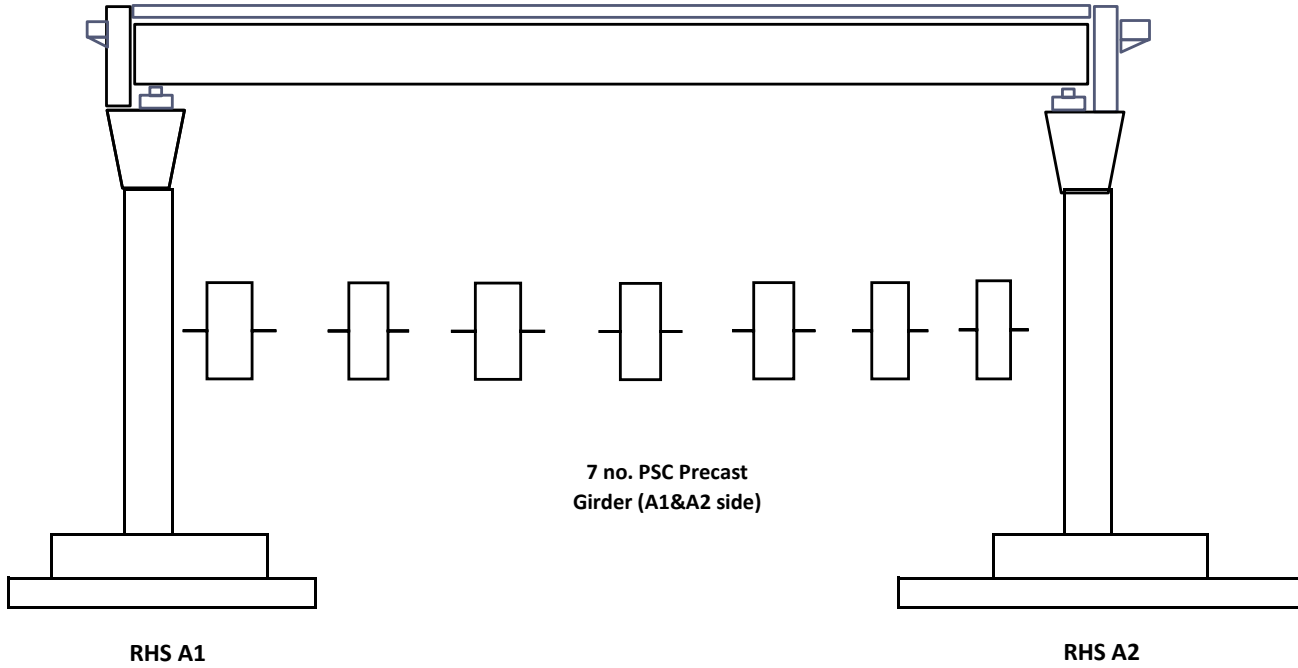


	Slab
	PSC Girder
	RCC Girder
	Dirt Wall
	Pedestal
	Abutment Cap
	Final lift
	Lift-4
	Lift-3
	Lift-2
	Lift-1
	Pile cap
	Pile Cap PCC
	Pile
	Excavation
	Work not started

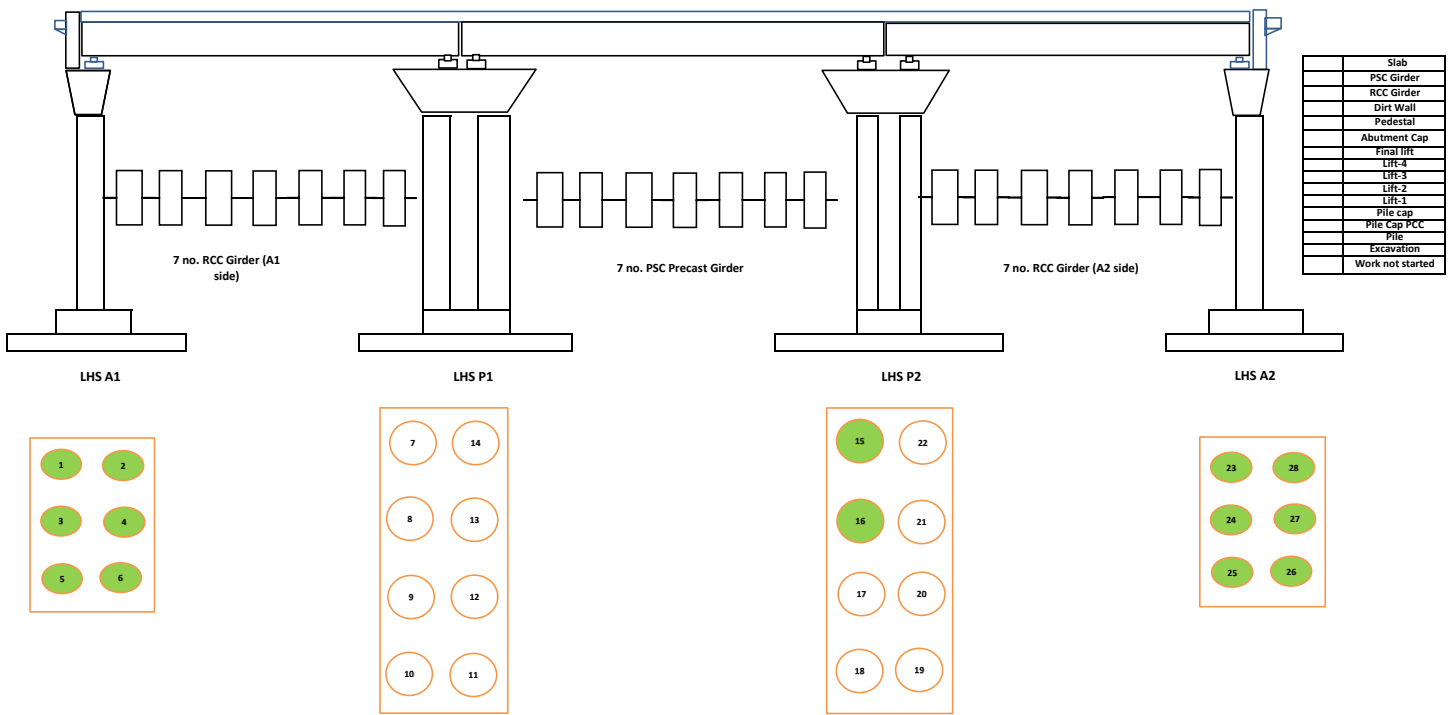
# MNB - CH: 307+733 (RHS)

Date:3/5/2019

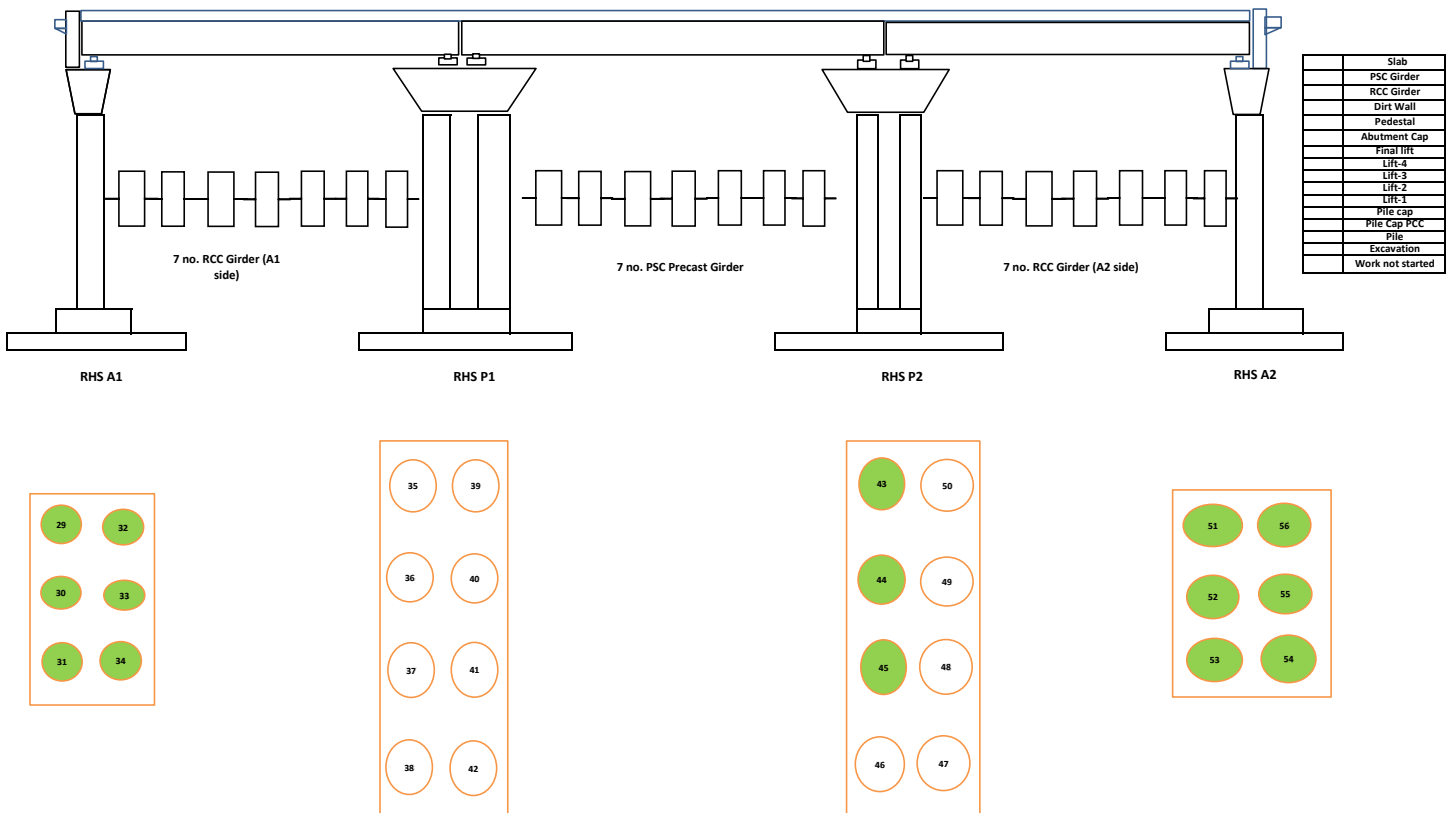
	Slab
	PSC Girder
	RCC Girder
	Dirt Wall
	Pedestal
	Abutment Cap
	Final lift
	Lift-4
	Lift-3
	Lift-2
	Lift-1
	Pile cap
	Pile Cap PCC
	Pile
	Excavation
	Work not started

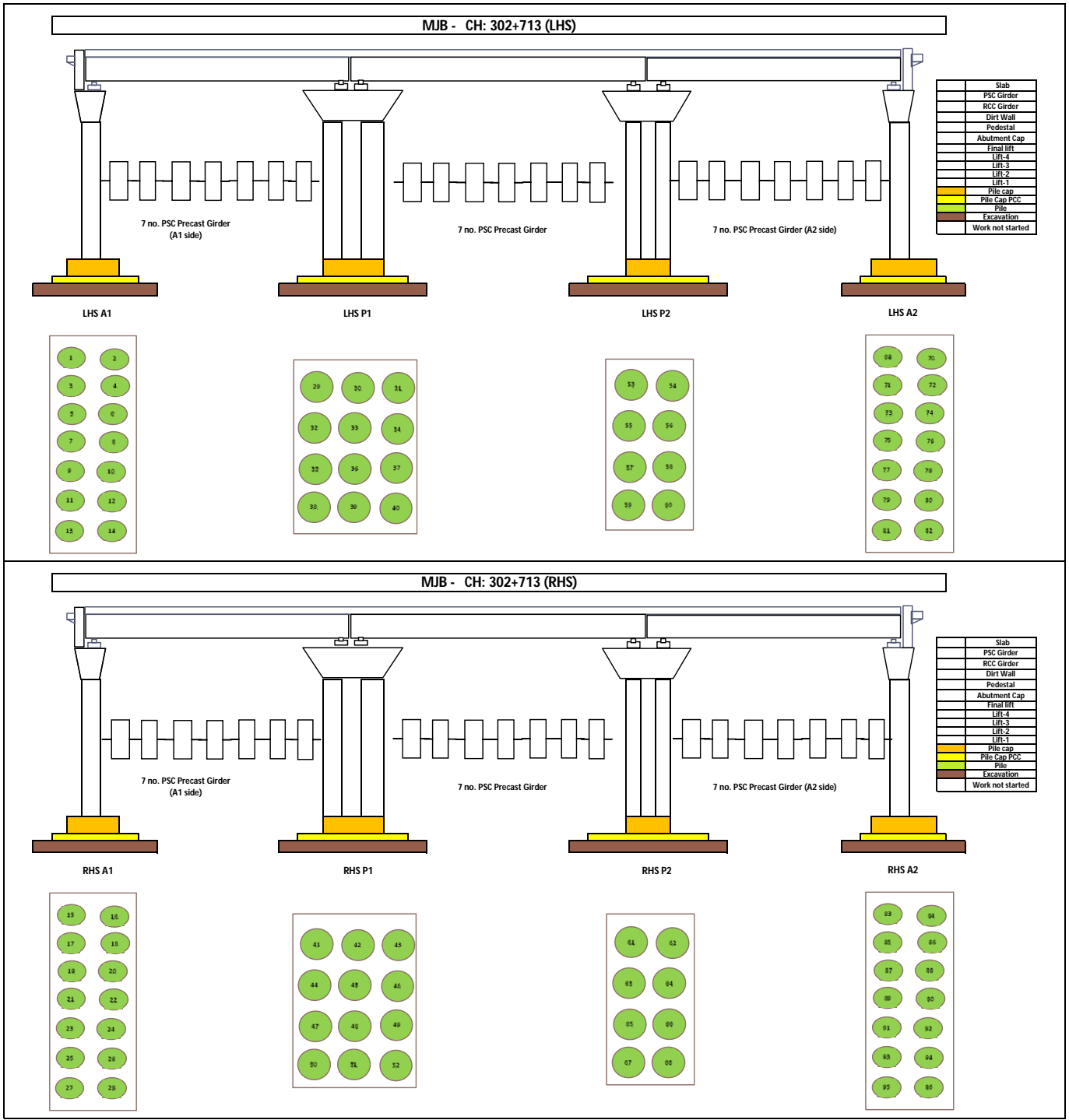


FO - CH: 299+354 (LHS)

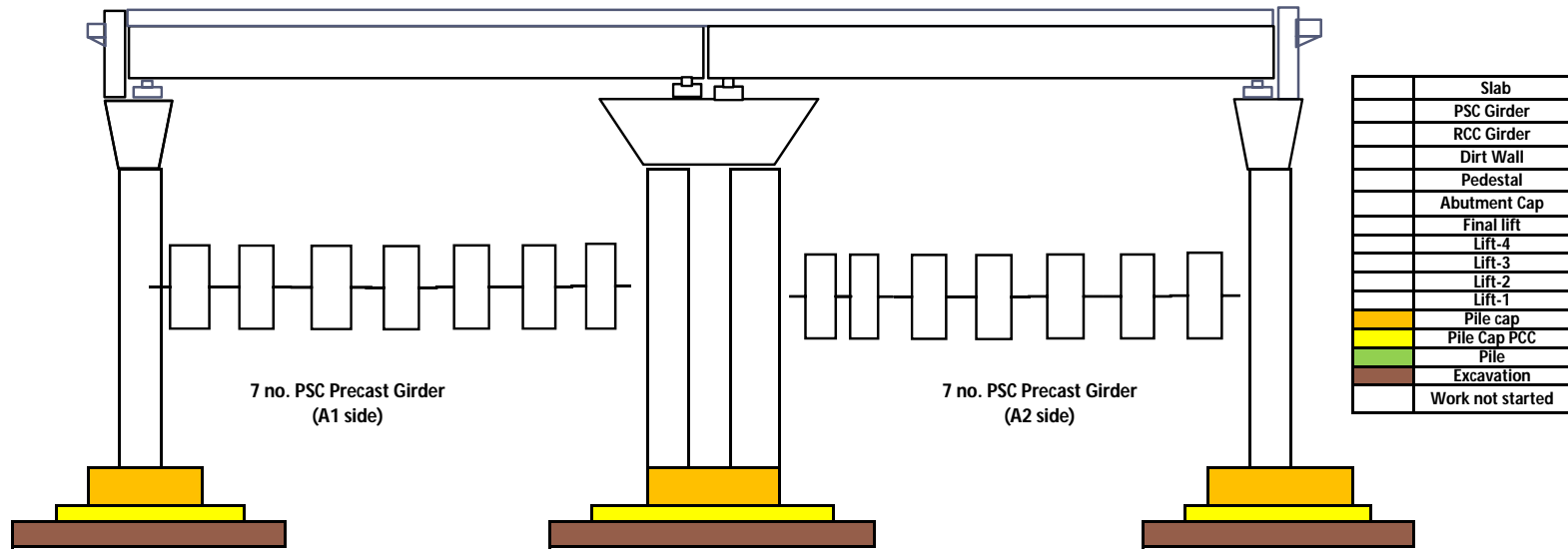


FO - CH: 299+354 (RHS)





### MJB - CH: 321+253 (LHS)



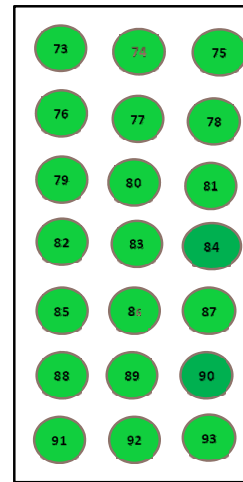
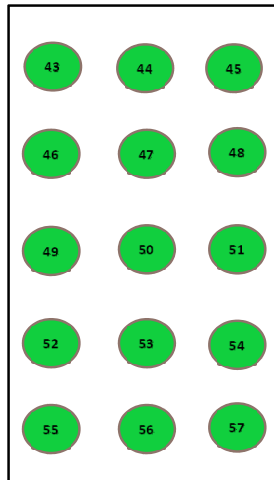

7 no. PSC Precast Girder  
(A1 side)

7 no. PSC Precast Girder  
(A2 side)

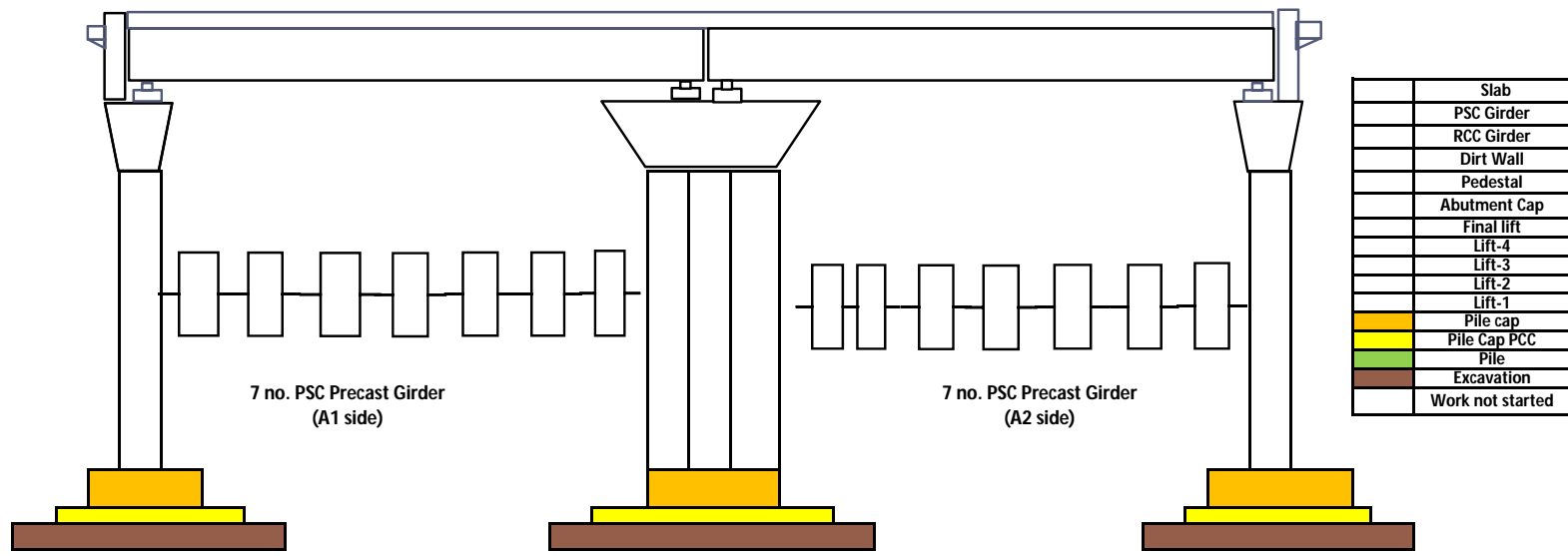
LHS A1

LHS P1

LHS A2



### MJB - CH: 321+253 (RHS)



7 no. PSC Precast Girder  
(A1 side)

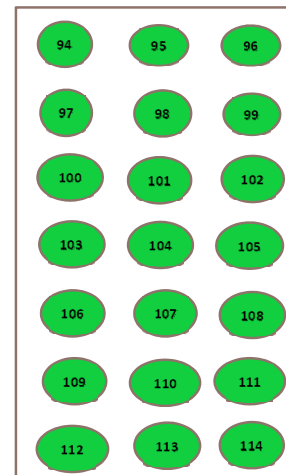
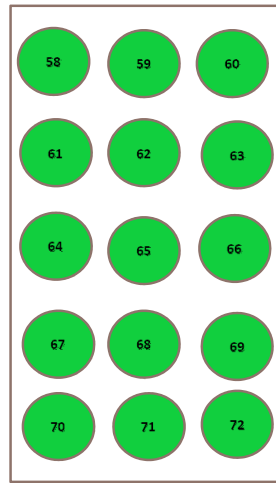
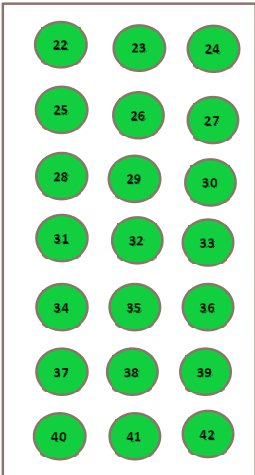
7 no. PSC Precast Girder  
(A2 side)

	Slab
	PSC Girder
	RCC Girder
	Dirt Wall
	Pedestal
	Abutment Cap
	Final lift
	Lift-4
	Lift-3
	Lift-2
	Lift-1
	Pile cap
	Pile Cap PCC
	Pile
	Excavation
	Work not started

RHS A1

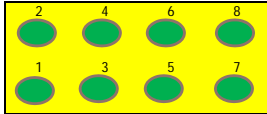
RHS P1

RHS A2

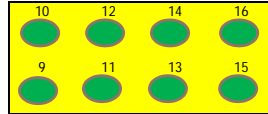


ROB-293+014

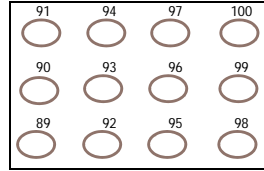
LA.1



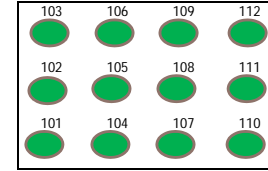
RA.1



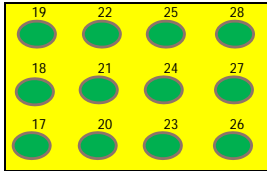
LP.4



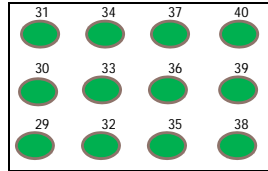
RP.4



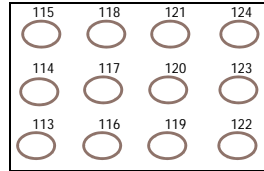
LP.1



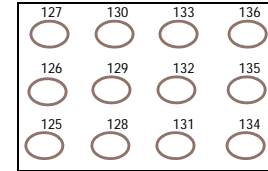
RP.1



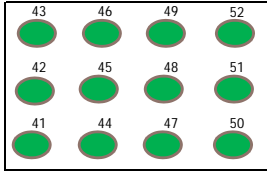
LP.5



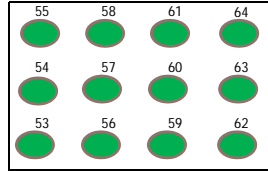
RP.5



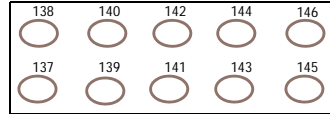
LP.2



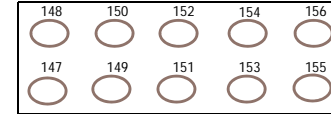
RP.2



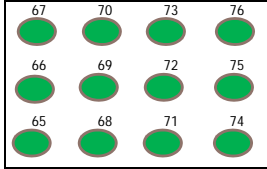
LA.6



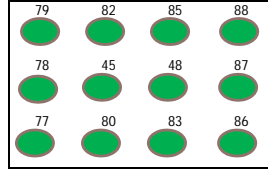
RA.6



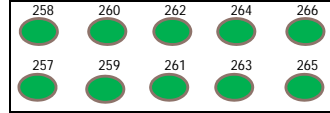
LP.3



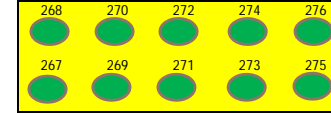
RP.3



LA.10



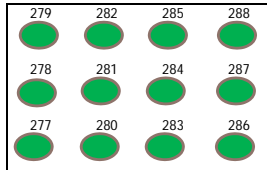
RA.10



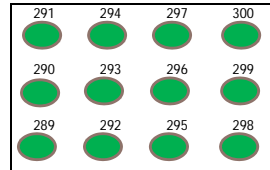


ROB-293+014

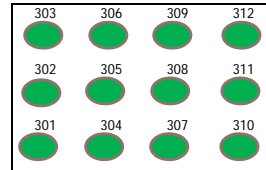
LP.11



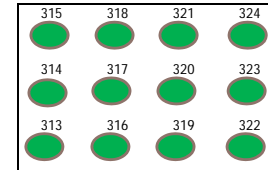
RP.11



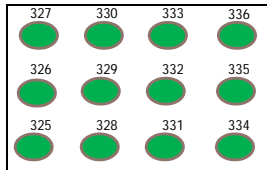
LP.12



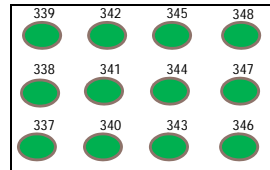
RP.12



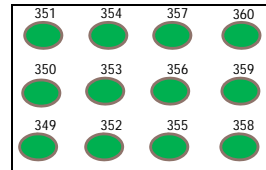
LP.13



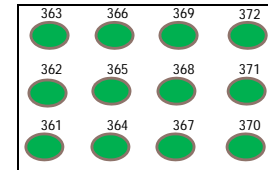
RP.13



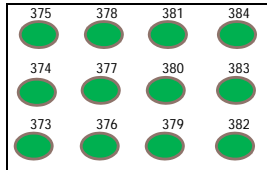
LP.14



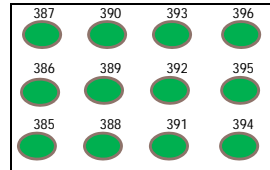
RP.14



LP.15



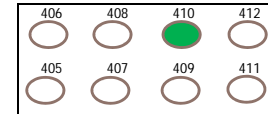
RP.15



LA.2



RA.2



Total Nos. of Pile:- 412  
Completed Pile: 240

**Construction of Eight lane Vadodara Mumbai Expressway from km 292.00 to km 323.00 (Manubar to Sapna Section of Vadodara Mumbai Expressway) in the state of Gujrat under NHDP Phase -VI on Hybrid annuity Mode (Phase IA- Package-III)**

<b>CLIENT</b>	: National highway authority of India		
<b>CONCESSIONAIRE</b>	: Patel Vadodara - Kim Expressway Private Limited		
<b>INDEPENDENT ENGINEER</b>	: Aarvee Associates Architects & Consultant Pvt Ltd.		
<b>EPC CONTRACTOR</b>	: Patel infrastructure Limited		

**STATUS OF LABORATORY EQUIPMENTS AND PLANTS CALIBRATION**

SR NO.	ITEM NAME	CAPACITY	Qty. in Nos.	MAKE	Date of Calibration	DUE Date of Calibration	REMARK
1	PROCTOR MOULD	2250 CC	3	EIE	09.04.19	10.10.19	For every 6 Months or As & when required
2	PROCTOR MOULD	1000 CC	2	EIE	09.04.19	10.10.19	For every 6 Months or As & when required
3	PROCTOR RAMMER	4.89 Kg.	2	EIE	09.04.19	10.10.19	For every 6 Months or As & when required
4	PROCTOR RAMMER	2.6 Kg	3	EIE	09.04.19	10.10.19	For every 6 Months or As & when required
5	MOISTURE CONTAINER	A SIZE	111	EIE	24.03.19	23.06.19	Not in use
6	ELCTRONIC BALANCE	150 Kg	1	GLOBE	12.03.19	12.06.2019	
7	ELCTRONIC BALANCE	50 Kg.	2	Swisser	12.03.19	12.06.2019	
8	ELCTRONIC BALANCE	30 Kg	2	GLOBE	12.03.19	12.06.2019	
9	ELCTRONIC BALANCE	20 Kg	1	GLOBE	12.03.19	12.06.2019	
10	ELCTRONIC BALANCE	10 Kg	1	Swisser	02.04.2019	02.10.2019	For every 6 Months or As & when required
11	ELCTRONIC BALANCE	600 Gram	2	R.K.Enterprise	12.03.19	12.09.2019	For every 6 Months or As & when required
12	OVEN (BIG)	900X600X600 MM	1	EIE	02.08.2019	02.02.2020	For every 6 Months or As & when required
13	C.B.R MOULD	2250 CC	22	EIE	09.04.2019	10.10.2019	For every 6 Months or As & when required
14	PROVING RING	25 KN	1	ASAHI	07.02.2019	06.02.2020	For every 12 Months or As & when required
15	PROVING RING	30 KN	2	MERCER	07.02.2019	06.02.2020	For every 12 Months or As & when required
16	POURING CYLINDER (SMALL) FDD SET	100 MM	2	EIE	27.07.2019	27.08.2019	For every 1 Months or As & when required
17	POURING CYLINDER (MEDIUM) FDD SET	150 MM	1	EIE	27.07.2019	27.08.2019	For every 1 Months or As & when required
18	POURING CYLINDER (BIG) FDD SET	200 mm	3	EIE	11.07.2019	11.08.2019	For every 1 Months or As & when required
19	POURING CYLINDER TRAY (SMALL) FDD	100 MM	2	EIE			Not in use
20	POURING CYLINDER TRAY(MEDIUM) FDD	150 MM	1	EIE			Not in use
21	POURING CYLINDER TRAY(BIG) FDD	200 mm	3	EIE			Not in use
22	RMM		3	EIE	30.06.2019	29.09.2019	For every 3 Months or As & when required
23	Cylinder for bulk Density of Aggregate	30 Ltr.	1	EIE	28.02.2019	28.02.2020	For every 12 Months or As & when required
24	Cylinder for bulk Density of Aggregate	10 Ltr.	1	EIE	28.02.2019	28.02.2020	For every 12 Months or As & when required
25	Cylinder for bulk Density of Aggregate	3 Ltr.	1	EIE	28.02.2019	28.02.2020	For every 12 Months or As & when required
26	CONCRETE CUBE MOULD	15X15X15CM	80	EIE	28.02.2019	28.02.2020	For every 12 Months or As & when required
27	BEAM MOULD	70X15X15CM	85	EIE			Not in use
28	COMPRESSIVE STRENGTH TEST (CTM)	2000 KN	2	Continetal Sales Syndicate	02.02.2019	01.02.2020	For every 12 Months or As & when required
29	FLEXTURAL STRENGTH TESTING MACHINE (FTM)		1	EIE	18.02.2019	17.02.2020	For every 12 Months or As & when required
30	GROUTING CUBE MOULD	10X10X10CM	12	EIE			Not in use
31	CEMENT MORTAR CUBE MOULD		18	EIE	24.12.2018	23.12.2019	For every 12 Months or As & when required
32	SLUMP CONE WITH RODS		4	EIE	24.12.2018	23.12.2019	For every 12 Months or As & when required
33	AIV APP.		1	EIE	24.12.2018	23.12.2019	For every 12 Months or As & when required
34	FI & EI GUAGE APP.		2	EIE	24.12.2018	23.12.2019	For every 12 Months or As & when required

SR NO.	ITEM NAME	CAPACITY	Qty. in Nos.	MAKE	Date of Calibration	DUE Date of Calibration	REMARK
35	SIEVE SIZE (450 MM) WITH PAN & LID	125 MM	1	EIE	22.12.2018	21.12.2019	For every 12 Months or As & when required
36	SIEVE SIZE (450 MM) WITH PAN & LID	90 MM	1	EIE	22.12.2018	21.12.2019	For every 12 Months or As & when required
37	SIEVE SIZE (450 MM) WITH PAN & LID	75 MM	2	EIE	22.12.2018	21.12.2019	For every 12 Months or As & when required
38	SIEVE SIZE (450 MM) WITH PAN & LID	63 MM	1	EIE	22.12.2018	21.12.2019	For every 12 Months or As & when required
39	SIEVE SIZE (450 MM) WITH PAN & LID	53 MM	2	EIE	22.12.2018	21.12.2019	For every 12 Months or As & when required
40	SIEVE SIZE (450 MM) WITH PAN & LID	50 MM	1	EIE	22.12.2018	21.12.2019	For every 12 Months or As & when required
41	SIEVE SIZE (450 MM) WITH PAN & LID	45 MM	2	EIE	22.12.2018	21.12.2019	For every 12 Months or As & when required
42	SIEVE SIZE (450 MM) WITH PAN & LID	40 MM	1	EIE	22.12.2018	21.12.2019	For every 12 Months or As & when required
43	SIEVE SIZE (450 MM) WITH PAN & LID	37.5 MM	2	EIE	22.12.2018	21.12.2019	For every 12 Months or As & when required
44	SIEVE SIZE (450 MM) WITH PAN & LID	31.5 MM	2	EIE	22.12.2018	21.12.2019	For every 12 Months or As & when required
45	SIEVE SIZE (450 MM) WITH PAN & LID	26.5 MM	2	EIE	22.12.2018	21.12.2019	For every 12 Months or As & when required
46	SIEVE SIZE (450 MM) WITH PAN & LID	25 MM	2	EIE	22.12.2018	21.12.2019	For every 12 Months or As & when required
47	SIEVE SIZE (450 MM) WITH PAN & LID	22.4 MM	1	EIE	22.12.2018	21.12.2019	For every 12 Months or As & when required
48	SIEVE SIZE (450 MM) WITH PAN & LID	20 MM	2	EIE	22.12.2018	21.12.2019	For every 12 Months or As & when required
49	SIEVE SIZE (450 MM) WITH PAN & LID	19 MM	1	EIE	22.12.2018	21.12.2019	For every 12 Months or As & when required
50	SIEVE SIZE (450 MM) WITH PAN & LID	16 MM	2	EIE	22.12.2018	21.12.2019	For every 12 Months or As & when required
51	SIEVE SIZE (450 MM) WITH PAN & LID	14 MM	1	EIE	22.12.2018	21.12.2019	For every 12 Months or As & when required
52	SIEVE SIZE (450 MM) WITH PAN & LID	13.2 MM	2	EIE	22.12.2018	21.12.2019	For every 12 Months or As & when required
53	SIEVE SIZE (450 MM) WITH PAN & LID	12.5 MM	2	EIE	22.12.2018	21.12.2019	For every 12 Months or As & when required
54	SIEVE SIZE (450 MM) WITH PAN & LID	11.2 MM	1	EIE	22.12.2018	21.12.2019	For every 12 Months or As & when required
55	SIEVE SIZE (450 MM) WITH PAN & LID	10 MM	2	EIE	22.12.2018	21.12.2019	For every 12 Months or As & when required
56	SIEVE SIZE (450 MM) WITH PAN & LID	9.5 MM	1	EIE	22.12.2018	21.12.2019	For every 12 Months or As & when required
57	SIEVE SIZE (450 MM) WITH PAN & LID	6.3 MM	2	EIE	22.12.2018	21.12.2019	For every 12 Months or As & when required
58	SIEVE SIZE (450 MM) WITH PAN & LID	5.6 MM	1	EIE	22.12.2018	21.12.2019	For every 12 Months or As & when required
59	SIEVE SIZE (450 MM) WITH PAN & LID	4.75 MM	1	EIE	22.12.2018	21.12.2019	For every 12 Months or As & when required
60	SIEVE SIZE (450 MM) WITH PAN & LID	4.00 MM	1	EIE	22.12.2018	21.12.2019	For every 12 Months or As & when required
61	SIEVE SIZE (450 MM) WITH PAN & LID	2.36 MM	2	EIE	22.12.2018	21.12.2019	For every 12 Months or As & when required
62	SIEVE SIZE (200 MM) WITH PAN & LID	4.75 MM	2	EIE	22.12.2018	21.12.2019	For every 12 Months or As & when required
63	SIEVE SIZE (200 MM) WITH PAN & LID	2.8 MM	1	EIE	22.12.2018	21.12.2019	For every 12 Months or As & when required
64	SIEVE SIZE (200 MM) WITH PAN & LID	2.36 MM	2	EIE	22.12.2018	21.12.2019	For every 12 Months or As & when required
65	CEMENT MORTAR CUBE MOULD	100X100X100	12	EIE	22.12.2018	21.12.2019	For every 12 Months or As & when required
66	SBC by plate load Test Equipments	300 KN	1	EIE			For every 12 Months or As & when required
67	Concrete Batching Plant	120 Cum/Hour	1	Swing Stetter	22.02.2019	22.08.2019	For every 6 Months or As & when required
68	Concrete Batching Plant	60 Cum/Hour	1	Swing Stetter	27.02.2019	27.08.2019	For every 6 Months or As & when required
69	Concrete Batching Plant	60 Cum/Hour	1	Swing Stetter	27.02.2019	27.08.2019	For every 6 Months or As & when required



Base Camp- Tree Plantation



Base Camp- Tree Plantation



CH.297+900 PUP Wall Concreting



CH298+380 PUP Slab reinforcement work in progress



CH.303+220 PUP Dewatering



CH.310+480 PUP Excavation



CH.311+650 PUP wall reinforcement



Ch. 316+420Box Culvert Reinforcement work



CH.295+585 Box Culvert Excavation work In Progress



CH.294+520 PUP Excavation work





CH.295+151 PUP Reinforcement work



CH.295+585 Box Culvert Dewatering



ROB Pile Cap Reinforcement work



VUP ch 303+808 raft bottom steel bending work in progress RHS





ROB water logging



Safety Talk



Blood Donation camp



Blood Donation

**Annexure 10 Monthly monitoring of ongoing works for CGM(Tech.)**

Sr. No.	Monthly Monitoring Points	Status	Remarks
1	Monitoring of approved construction programme viz-a-viz the actual progress.	PVKEPL Submitted Work program as per approved Schedule G vide Letter No PVKEPL/HO/VKP3/IE/114/2019 Dt.19.06.2016, which is under review with IE	
2	Monitoring of the deployed resources (man, Machinery, material) viz-a-viz required for completion of work as per the original/extended period.	We have submitted machinery deployment schedule along with above work programme,vide Letter No PVKEPL/HO/VKP3/IE/114/2019 Dt.19.06.2016, which is under review with IE	
3	Intimation of authority's losses like toll loss, accidents loss, contractual damages etc. in case the delays, from original programme is due to default of the agency, alongwith quantifications of losses.	No losses to Authority as on date.	
4	Review of the woks included in the schedules based on the ground conditions over the land handed over to the agency for the earliest issue of COS notice/approval.	No COS as on date	
5	Requirement/ quantifications of the work as per the design/drawings of the agency on the sections / stretches not handed over by the authority.	Only 1.075 Km is remains to be handed over	
6	Review and recommendations of the claim of the agency (direct/indirect, losses/ damages as per contract and actual in reimbursable basis) intimated by the agency to the authority for its default till date.	No Claim as on date	
7	Status of any hindrance, obstructing any scope of work included under Schedules.	Hindered work front is 5.515 Km,comprising of 1.075 km Land acquisition and 4.444 km affected due to utility shifting.	