



NATIONAL HIGHWAYS AUTHORITY OF INDIA (Ministry of Road Transport and Highways)

Construction of Eight lane Vadodara Kim Expressway from Km 323.00 to Km 292.00 (Sanpa to Manubar Section of Vadodara Mumbai Expressway) in the State of Gujarat under NHDP Phase - VI on Hybrid Annuity Mode (Phase IA-Package III)

MONTHLY PROGRESS REPORT 14 FOR THE MONTH OF APRIL-2020



Client : NATIONAL HIGHWAYS AUTHORITY OF INDIA.
Concessionaire : Patel Vadodara - Kim Expressway Private Limited.
Independent Engineer : Aarvee Associates Architects Engineers & Consultants Pvt. Ltd.
EPC Contractor : Patel infrastructure Limited.

Table of Contents

Contents

1.0 EXECUTIVE SUMMARY	1
1.1 Construction progress in current month	1
1.2 Project Synopsis	2
1.3 Strip Plan (Summary).....	3
Project Location Map.....	5
2.0 Project Overview.....	6
2.1 Salient Features of Project	6
2.2 Project Overview	7
2.3 Project Milestones	9
2.4 Critical Issues & Action Log	9
3.0 Physical Progress.....	9
3.0 A)Progress Details as per Schedule-B- Highway.....	10
3.0 B) Progress Details as per Schedule-B-Structures.....	11
3.1 Detailed Scope of Work & Physical Progress by Component	19
4.0 Land Acquisition and Clearance	37
4.1 LA Summary:	
A)Length Wise:	37
B)Area Wise:.....	38
4.2 Clearances Summary: -.....	40
A) Status of Permissions & Approvals:-.....	40
4.3 Status of utility shifting: -	42
A) Utility shifting/ Tree Cutting Progress Status.-Length.....	43
B) Utility shifting/ Tree Cutting Progress Status-Nos.....	44
5.0 Change of Scope.....	45
6.0 Mobilization of Resources.	46
8.0 QA/QC Report.	47
8.1 Test conducted on site.	47
8.2 Weather report.	53
9.0 Safety Features	55
9. 1 Pen picture of safety features	55

9.2 Accident report	55
10.0 Review status of drawings/design reports	56
10.1 Structure drawing status	56
10.2 Highway drawing status	61
10.3 Review status of source approvals.....	68
Annexure-01 Correspondence details	
Annexure-02 Organization Chart	
Annexure-03 RFI summary.....	
Annexure-04 S-Curve.....	
Annexure-05 Utility Status	
Annexure-06 Highway Strip Chart.....	
Annexure-07 Structure Strip chart.....	
Annexure-08 LAB Equipment Calibration Status.....	
Annexure-9 Project photographs.....	
Annexure-10 Monthly monitoring of ongoing works	

1.0 EXECUTIVE SUMMARY

The Patel Vadodara - Kim Expressway Private Limited. has been awarded Construction of Eight Lane Vadodara Kim Expressway from Km 323.00 to Km 292.00 (Sanpa to Manubar)Section of Vadodara Mumbai Expressway) in the State of Gujarat Under NHDP Phase - VI on Hybrid Annuity Mode (Phase IA- Package III).

The road passes through plain and rolling terrain. Land use is mostly agricultural with Black Cotton soil. The entire length of the project road falls in the state of Gujarat under Bharuch Districts. The Function of expressway is to cater for movement of heavy volumes of motor traffic at high speeds. They connect major points of traffic generation and are intended to serve trips of medium and long length between large residential areas, industrial or commercial concentrations, and the central business district. They are divided highways with high standards of geometric and full or partial control of access and provided generally with grade separation at intersections. Parking, loading and unloading of goods and passengers and pedestrian traffic are not permitted on these highways.

This report covers the activities for the month of April 2020. The Embankment work of the main carriageway is started and 26.125 Km of work is in progress and Embankment top in 7.82 Km, Sub grade top 6.75 Km, Granular Sub base in 4.81 km, Dry Lean Concrete in 2.93 Km and Pavement Quality Concrete completed in 0.65 km. The overall Physical progress as on 30th April 2020 is assessed to be approximately 38.31%. The financial progress achieved as on 30th April 2020 is assessed to be 39.04 %.

The Project involves the Eight Lane new alignment with divided carriageway having total 119 structures which include 1-ROB, 1-Flyover, 1-VOP, 3-MJBs.

The Major National Highways and State Highways intersecting the project corridor are NH-228, SH-161.

1.1 Construction progress in current month

Key reporting metrics	Value/ %/ Amount
Scheduled Physical Progress (%)	44.98 %
Cumulative Physical Progress up to current month (%)	38.31%
Physical Progress Achieved during current month (%)	0.72 %
Financial progress (%)	39.04 %
Cumulative Expenditure till date (Rs Cr)	634.87 Cr.
Number of pending COS proposals	NIL
Amount for pending COS (Rs Cr)	NIL

1.2 Project Synopsis

National Highways Authority of India plans to undertake the Construction of new alignment 8-lane from Sanpa to Manubar from Km 323.00 to Km 292.00 in the State of Gujarat under NHDP Phase-VI on Hybrid Annuity Mode (Length 31.00 Km.) – Package III.

The project involves new alignment from Km 323.00 to Km 292.00 the 8-lane divided carriageway. It includes the construction of bridges, intersections, Connecting roads, culverts and related infrastructure, and the installation of signaling systems and signboards. The project will be developed under National Highways Development Project (NHDP) Phase-VI on Hybrid Annuity Mode.

Proposed alignment

Sr.No	Design Chainage		Length	Village	Remark
1	323+000	321+600	1.40	Matar Talpad	
2	321+600	318+900	2.70	Suthodara	
3	318+900	317+200	1.70	Danda	
4	317+200	314+300	2.90	Dora	
5	314+300	310+900	3.40	Simartha	
6	310+900	307+750	3.15	Kurchan	
7	307+750	305+550	2.20	Karela	
8	305+550	301+200	4.35	Kelod	
9	301+200	300+500	0.70	Tralsa	
10	300+500	297+550	2.95	Dayadara	
11	297+550	296+050	1.50	Tralsi	
12	296+050	293+850	2.20	Derol	
13	293+850	292+700	1.15	Tham	
14	292+700	292+000	0.70	Manubar	
		Total	31	Km	

1.3 Strip Plan (Summary)

1. Work front Unavailable & reason for Unavailability			2. Length completed by layer (MCW)				3. Length completed by layer (Service Road)		
	Length (km)	% Total Pending Length		Length (km)		% Total Length		Length (km)	%Total Length
				Completed	In Progress				
Total Length	31.00	100%	Total Length	29.37		100%	Total Length	-	-
Pending Land Acquisition(A)	0.685	2.21%	Total Length Completed (Till PQC)	0.65	-	2.21%	Total Length Completed (Till DBM)	-	-
Pending Clearances Encumbrances(Utilities like electrical,water,tree cutting)(B)	3.827	12.35%	PQC	0.65	-	2.21%	BC	-	-
			DLC	2.94	-	9.99%	DBM	-	-
Total Work front Unavailable (C=A+B)	4.512	14.55%	GSB	4.81	1.94	16.37%	WMM	-	-
			Sub-Grade	6.75	1.07	22.98%	GSB	-	-
			Embankment Top	7.82	18.31	26.62%	Sub-Grade	-	-
			C&G	26.13	2.5	88.95%	C&G	-	-

Land Acquisition- 0.685 km

DGVCL- 2.303 Km

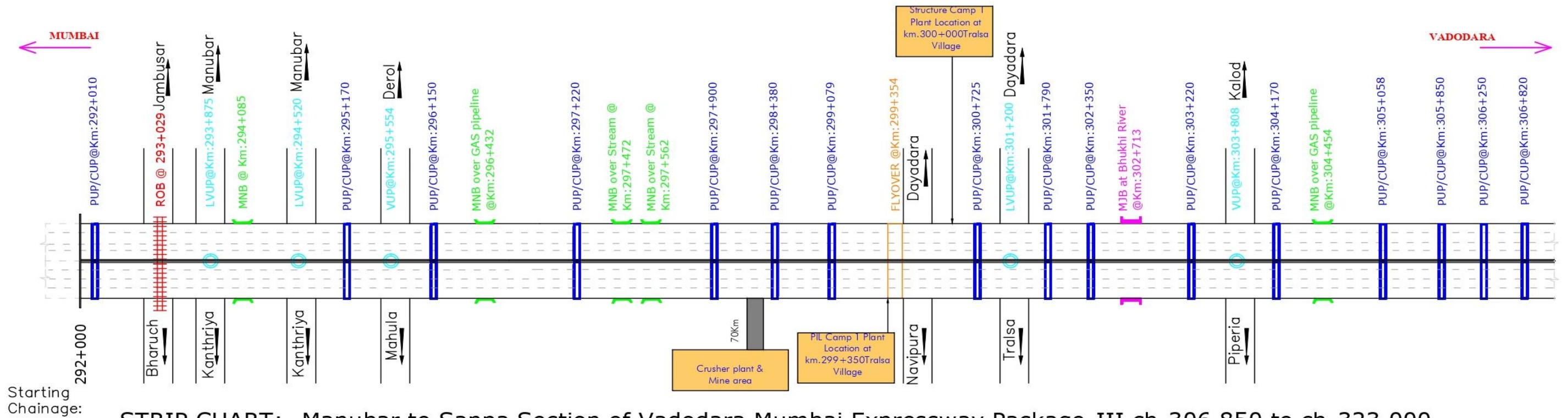
GETCO- 0.884 Km

SSNNL- 0.340 Km

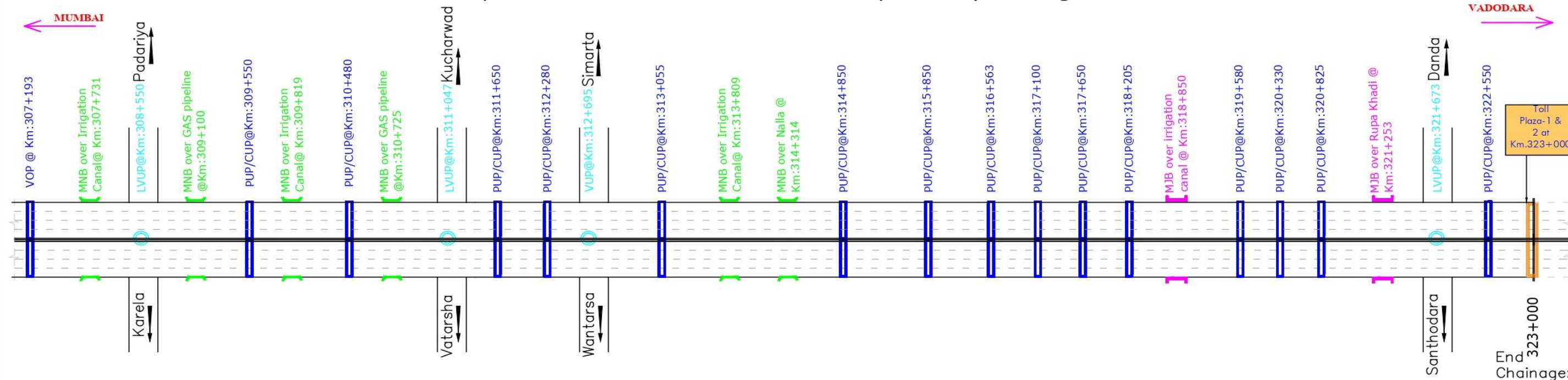
Gas Pipe line 0.300 Km

Total Hindered Length- 4.512 km -

STRIP CHART:- Manubar to Sanpa Section of Vadodara Mumbai Expressway Package-III ch-292.000 to Ch-306.850



STRIP CHART:- Manubar to Sanpa Section of Vadodara Mumbai Expressway Package-III ch-306.850 to ch-323.000



LEGENT:

	Major Bridge(MJB)		Under Pass (PUP/CUP)
	Minor Bridge(MNB)		Flyover
	Grade Separated Structure (VUP/LVUP)		Toll Plaza
	Railway Over Bridge (ROB)		Rigid Pavement

Salient Features of Project:

Sl No	Description	Unit	Scope	Sl No	Description	Unit	Scope	Sl No	Description	Unit	Scope
1.	Total Length of Project	Km	31.000	iii.	Hume Pipe Culvert	Nos.	35	9.	Flyover	Nos.	01
2.	Length of Connecting Road	Km	1.495	5.	Minor Bridge (over stream)	Nos.	07	10.	Major Intersection	Nos.	01
3.	Length of Cross Road at VOP	Km	0.930		MNB over GAS Pipeline	Nos.	04	11.	Toll Plaza	Nos.	01
4.	Culverts			6.	Major Bridge	Nos.	03				
i.	Box Culvert for Cross drainage	Nos.	21	7.	VOP/PUP/CUP	Nos.	31				
ii.	Box Culvert For Interchange	Nos.	04	8.	ROB	Nos.	01				

Drawing Title

Strip Plan - Manubar to Sanpa Section of Vadodara Mumbai Expressway Package-III CH.-292.000 to CH.-323.000

Date.	Project No.
14-02-2019	

Figure1 Location MAP



Project Start
292+000

2.0 Project Overview

2.1 Salient Features of Project

Sr. No.	Component	Remarks
1	Project	Construction of Eight lane Vadodara Kim Expressway from Km Km 323.00 to 292.00 (Sanpa to Manuba Section of Vadodara Mumbai Expressway) in the State of Gujarat under NHDP Phase - VI on Hybrid Annuity Mode (Phase IA-Package III)”
2	Name of the Employer	National Highways Authority of India
3	Name of Concessionaire	Patel Vadodara Kim Expressway Pvt. Ltd.
4	Name of EPC Contractor	Patel Infrastructure Ltd.
5	Independent Engineer	Aarvee Associates Architects Engineers & Consultants Pvt. Ltd
6	Design Consultant	SPECIALIZED ENGINEERING SERVICES PVT. LTD
7	Project Length (In Km)	31.00 Km
8	Date of Concession Agreement	11th May, 2018
9	Appointed Date	08th March 2019
10	Scheduled Date of Completion	07th March 2021
11	Total Project Bid Cost as per CA	1712.00 Cr.
12	Project Cost (60 % of Bid Cost as per article 42)	1027.20 Cr.
13	Construction Period	2 Years (730 days)
14	Maintenance Period	15 Years
15	Total Concession Period	17 Years

2.2 Project Overview

2.2.1 Structures & Other Works

Sr. No.	Feature	Description
1	Major Bridge	03 Nos.
2	Flyover	01 No.
3	ROB	01 No.
4	Minor bridges	11 Nos.
5	Vehicular underpass	03 Nos.
6	Light Vehicular Underpasses	07 Nos.
7	Pedestrian Underpass	30 Nos.
8	Vehicular Overpasses	01 No.
9	Toe Wall/Retaining Wall	1.89 Km
10	RE Wall	26446 Sqm.
11	Culverts (HP/BC)	62 Nos. (35 Nos. Pipe / 27 Nos. Box)
12	Toll Plaza	2 Nos.
13	Truck Parking Facility	02 Nos.
14	Rest Area/Toilet Facility	03 Nos.
15	Helipad	01 No.
16	Emergency Cross Over	06 nos.
17	Noise Barrier	10.5 km
18	Rain Water Harvesting Structures	62 nos.

2.2.2 Highway

Sr. No.	Feature	Description
1	Embankment	29.371 Km
2	Subgrade	29.371 Km
3	G.S.B	29.371 Km
4	D.L.C	29.371 Km
5	P.Q.C	29.371 Km
6	Service Road/Slip Roads	02.430 Km

2.2.3 PROJECT LOCATION

The Project consists of new alignment of 8 lane of Sanpa to Manubar Section of Vadodara Mumbai Expressway. The project road stretch is a part of Vadodara Mumbai Expressway, which covers main cities like Vadodara, Surat, Thane and Mumbai. Major built up areas along the stretch under development are Ankleshwar, Bharuch, Valsad, and Navsari.

2.2.4 PROJECT DESCRIPTION

The road passes through plain and rolling terrain. Land use is mostly agricultural land. The entire length of the project road falls in the state of Gujarat under Bharuch Districts. The Function of expressway is to cater for movement of heavy volumes of motor traffic at high speeds. They connect major points of traffic generation and are intended to serve trips of medium and long length between large residential areas, industrial or commercial concentrations, and the central business district. They are divided highways with high standards of geometric and fully control of access and provided generally with grade separation at intersections. Parking, loading and unloading of goods and passengers and pedestrian traffic are not permitted on these highways.

2.3 Project Milestones

Sr. No.	Project Milestone	Period to achieve the Milestone	Required % of Physical & Financial Work Completion to Achieve Milestone	Date of Milestone Achievement as per CA	Financial Progress (INR in Cr.)
1	Milestone - 1	150 Th DAY	20%	05/08/2019	342.4
2	Milestone – 2	330 Th DAY	35%	01/02/2020	599.2
3	Milestone – 3	480 Th DAY	75%	30/06/2020	1284.0
4	Milestone – 4	730 Th DAY	100%	07/03/2021	1712.0

2.4 Critical Issues & Action Log

Sr.No	Issue Description	Type	Ongoing/ New Issue/ Resolved	Concerned Authority	Chainage (s) affected due to the issue	Length affected (km)	Action(s) taken till now	Action(s) suggested by the IE	Expected date/ Actual Date for resolving issue
1	Land Acquisition		Ongoing	Details as per 4.1 LA Summary: Page no 36					
2	Utility Shifting		Ongoing	Details as per 4.3 Status of utility shifting: Page no 42					

3.0 Physical Progress

Component	% Weightage	Physical Progress (Cumulative Up to Current Month)
Road Work	69.024%	24.64%
Major Bridge Works	17.368 %	12.30%
Structures	0.84 %	-
Others	12.768 %	1.37%
Total Physical Progress		38.31%

3.0 A) Progress Details as per Schedule-B- Highway

Main Expressway TCS (Appendix B-I (A))

Sr. No	From	To	Side	Length	TCS Type	Subgrade work (Rm)	GSB work (Rm)	DLC work (Rm)	PQC work (Rm)
1	292+000	292+600	BHS	600.00	TCS 1				
2	292+600	292+790	BHS	190.00	TCS 4				
3	292+790	293+310	BHS	520.00	ROB/ Structure				
4	293+310	293+500	BHS	190.00	TCS 4				
5	293+500	294+270	BHS	770.00	TCS 1	150			
6	294+270	294+520	BHS	250.00	TCS 2				
7	294+520	299+100	BHS	4580.00	TCS 1	1735	880	440	
8	299+100	299+350	BHS	250.00	TCS 4 / Structure				
9	299+350	299+750	BHS	400.00	TCS 6/ Structure				
10	299+750	299+770	BHS	20.00	TCS 5				
11	299+770	306+250	BHS	6480.00	TCS 1	3358	3310	2495	650
12	306+250	306+380	BHS	130.00	TCS 2				
13	306+380	308+275	BHS	1895.00	TCS 1				
14	308+275	308+550	BHS	275.00	TCS 2				
15	308+550	311+550	BHS	3000.00	TCS 1				
16	311+550	311+750	BHS	200.00	TCS 2				
17	311+750	314+350	BHS	2600.00	TCS 1				
18	314+350	314+510	BHS	160.00	TCS 3				
19	314+510	318+900	BHS	4390.00	TCS 1	890			
20	318+900	318+980	BHS	80.00	TCS 2				
21	318+980	322+450	BHS	3470.00	TCS 1	620	620		
22	322+450	323+000	BHS	550.00	TCS 5				
	Total			31000		6753	4810	2935	650

Connecting Road (Appendix B-III (A))								
1	299+350	299+750	LHS	400.00	TCS-6			
2	314+350	314+510	LHS	160.00	TCS 3			
3	294+270	294+520	RHS	250.00	TCS 2			
4	306+250	306+380	RHS	130.00	TCS 2			
5	308+275	308+550	RHS	275.00	TCS 2			
6	311+550	311+750	RHS	200.00	TCS 2			
7	318+900	318+980	RHS	80.00	TCS 2			
Cross Road at VOP Locations (Appendix B-I (C))								
1	000+000	000+075		75.00	TCS 8			
2	000+075	000+825		750.00	TCS 9			
3	000+825	000+930		105.00	TCS 8			

3.0 B) STRUCTURE WORKS: -

Sr. No.	Type of Structure	Total No. of Structures	No. of Structures Tackled	No. of Structures Completed	No. of Structures in Balance	
					In Progress	Balance
1	ROB	1	1	0	1	0
2	Major Bridge	3	3	0	3	0
3	Minor Bridges	11	8	1	7	3
4	Flyover	1	1	0	1	0
5	Vehicular Underpass	3	3	2	1	0
6	Light Vehicular Underpass	7	7	5.5	1.5	0
7	Cattle Underpass	30	30	19	11	0
8	Vehicular Overpass	1	1	0	1	0
9	Box Culverts	27	14.5	5.5	9	12.5
10	Pipe Culverts	35	32.5	31	1.5	2.5

All Structure works as per CA- Scope vs Progress

Structure Type	Location	Span Arrangement	Pile Group		Pile Cap/ Raft		Pier. Shaft/ Abutment /Wall		Pier/Abt. cap		RCC Girder		PSC Girder		Slab		Crash Barrier	
			Scope	Comp	Scope	Comp	Scope	Comp	Scope	Comp	Scope	Comp	Scope	Comp	Scope	Comp	Scope	Comp
ROB	293+050	2x(25.525+25+25.52)+27.9 + (8 to 28.1)varies+1x38+44+(6.00to26.1)+3x(25.52+25+25.52)	36	32.99	36	30	36	17	36	12			182		34		2097	
MJB	302+732	37.847+38.045+37.847	8	8	8	8	8	7	8	2			42	3	6		455	
MJB	318+875	2x32.2+1x15.85	4	4	8	8	8	7	8	2	14	14	28	16	6		321	
MJB	321+280	2x37.658	6	6	6	6	6	6	6	4			28	20	4		301	0
FLYOVER	299+375	16.859+33.201+16.859	8	8	8	8	16	6	8		28		14		6		268	
VUP	295+575	1x12	-	-	1	1	2	2	-		-				1	1	24	
VUP	303+830	1x12	-	-	1	1	2	2	-		-				1	1	24	
VUP	312+720	1x12	-	-	1	1	2		-		-				1		24	
VOP	307+193	1x2	3	3	3	-	3		3		-		8		2		24	
MNB	294+105	1x12.880	-	-	2	2	4	4	-		-		-		2	2	26	
MNB	296+450	1X27.846	-	-	4	-	4		4		14		-		2		111	

Structure Type	Location	Span Arrangement	Pile Group		Pile Cap/ Raft		Pier. Shaft/ Abutment /Wall		Pier/Abt. cap		RCC Girder		PSC Girder		Slab		Crash Barrier	
			Scope	Comp	Scope	Comp	Scope	Comp	Scope	Comp	Scope	Comp	Scope	Comp	Scope	Comp	Scope	Comp
MNB	297+500	1x17.688	-	-	4	2	4		-		-		-		2		35	
MNB	297+580	1x37.341	4	4	4	4	4	2	4	2	-		14		2		149	
MNB	304+450	1x22.687	-	-	4	-	4		4		14		-		2		91	
MNB	307+754	1x36.54	4	4	4	4	4	4	4	1	14	10	14		2		146	
MNB	309+090	1x45.200	4	-	4	-	4		4		-		44		2		181	
MNB	309+873	1x23.688	-	-	4	4	4		4		14		-		2		95	
MNB	310+752	1x21.35	-	-	4	4	4		4		-		44		2		85	
MNB	313+835	1x24.347	-	-	4	4	4		4		14				2		97	
MNB	314+340	1x19.103	-	-	4	4	4		-				-		2		38	

Status of LVUP & PUP

Sr.No.	Type of Structure	Chainage	Span	Side	Status
1	LVUP	293+895	1x10.5	BHS	BHS Slab completed
2	LVUP	294+550	1x10.5	BHS	BHS Slab completed
3	LVUP	301+240	1x10.5	BHS	LHS Slab completed BHS Wall completed
4	LVUP	308+550	1x10.5	BHS	RHS Slab completed BHS Wall completed
5	LVUP	311+047	1x10.5	BHS	BHS Slab Completed
6	LVUP	316+563	1x10.5	BHS	BHS Slab Completed
7	LVUP	321+700	1x10.5	BHS	RHS Slab completed BHS Wall completed
1	PUP	292+099	1x7.0	BHS	BHS Raft Done
2	PUP	295+170	1x7.0	BHS	BHS Slab Completed
3	PUP	295+990	1x7.0	BHS	LHS Slab completed BHS Wall Completed.
4	PUP	297+150	1x7.0	BHS	BHS Slab Completed.
5	PUP	297+900	1x7.0	BHS	BHS Slab Completed
6	PUP	298+380	1x7.0	BHS	BHS Slab Completed
7	PUP	299+100	1x7.0	BHS	RHS Slab Completed BHS Wall Completed
8	PUP	300+725	1x7.0	BHS	BHS Slab Completed
9	PUP	301+790	1x7.0	BHS	BHS Wall completed.
10	PUP	302+350	1x7.0	BHS	BHS Raft completed
11	PUP	303+220	1x7.0	BHS	BHS Slab Completed
12	PUP	304+170	1x7.0	BHS	BHS Slab Completed
13	PUP	305+058	1x7.0	BHS	BHS Slab Completed
14	PUP	305+850	1x7.0	BHS	BHS Slab Completed
15	PUP	306+250	1x7.0	BHS	BHS Slab Completed
16	PUP	306+900	1x7.0	BHS	RHS Slab Completed. LHS Raft completed
17	PUP	309+550	1x7.0	BHS	RHS Slab Completed. BHS Wall Completed.

Sr.No.	Type of Structure	Chainage	Span	Side	Status
18	PUP	310+480	1x7.0	BHS	BHS Slab Completed
19	PUP	311+650	1x7.0	BHS	BHS Slab Completed.
20	PUP	312+280	1x7.0	BHS	BHS PCC Done
21	PUP	313+095	1x7.0	BHS	LHS Raft completed BHS PCC completed
22	PUP	314+850	1x7.0	BHS	BHS Slab Completed.
23	PUP	315+870	1x7.0	BHS	LHS Slab Completed BHS PCC completed
24	PUP	316+960	1x7.0	BHS	BHS Wall Completed.
25	PUP	317+650	1x7.0	BHS	LHS Slab Completed, BHS Raft Done.
26	PUP	318+245	1x7.0	BHS	LHS Wall completed BHS Raft Done
27	PUP	319+650	1x7.0	BHS	BHS Slab Completed
28	PUP	320+330	1x7.0	BHS	BHS Slab Completed
29	PUP	320+825	1x7.0	BHS	BHS Slab Completed
30	PUP	322+550	1x7.0	BHS	BHS Raft Done.

Status of Box Culverts

Type of Culvert	Design Chainage As per CA	No of Vent	Span	Height	Status
BC	292+450	1	2.00	2.0	BHS PCC Completed
BC	294+750	2	4.00	4.0	BHS Raft Completed
BC	295+007	1	2.00	2.00	BHS Raft Completed
BC	295+585	1	2.00	2.00	BHS Slab Completed
BC	296+376	1	3.00	3.00	Work yet to start
BC	299+770	1	3.00	3.00	Work yet to start
BC	300+148	1	3.00	3.00	BHS Slab Completed
BC	301+247	1	2.00	2.00	Work yet to start
BC	303+403	1	3.00	3.00	BHS Slab Completed, Retaining wall works in progress

Type of Culvert	Design Chainage As per CA	No of Vent	Span	Height	Status
BC	305+437	1	2.00	2.00	BHS Slab Completed, Retaining wall works in progress
BC	307+709	1	2.00	2.00	BHS Raft Completed
BC	307+789	1	2.00	2.00	BHS PCC completed
BC	309+030	1	3.00	3.00	Work Yet to start
BC	309+840	1	3.00	3.00	
BC	309+892	1	3.00	3.00	
BC	314+148	1	3.00	3.00	BHS Slab Completed, Retaining wall works in progress
BC	315+247	1	5.00	3.00	BHS PCC Completed
BC	316+427	1	2.00	2.00	BHS Excavation Done, RHS Slab Done.
BC	316+582	1	2.00	2.00	BHS Raft Completed
BC	318+612	1	3.00	3.00	BHS Raft Completed
BC	322+750	1	2.00	2.00	BHS Excavation Done, Ground improvement in Progress
BC	323+087	1	2.00	2.0	Work yet to start
BC	269+883	1	2.00	2.0	
BC	270+373	1	2.00	2.0	
BC	270+731	1	2.00	2.0	
BC	0.250	1	2.00	2.0	
BC	0.650	1	2.00	2.0	

Status of Hume Pipe Culverts

Type of Culvert	Design Chainage	Status
HPC	293+620	BHS Pipe Laying Done
HPC	294+420	BHS Pipe Laying Done
HPC	295+870	BHS Pipe Laying Done
HPC	296+720	BHS Pipe Laying Done
HPC	298+120	BHS Pipe Laying Done
HPC	298+819	BHS Pipe Laying Done
HPC	300+445	BHS Pipe Laying Done
HPC	300+970	BHS Pipe Laying Done
HPC	301+520	BHS Pipe Laying Done
HPC	302+270	BHS Pipe Laying Done
HPC	302+578	BHS Pipe Laying Done
HPC	303+608	BHS Pipe Laying Done
HPC	304+069	BHS Pipe Laying Done
HPC	304+649	BHS Pipe Laying Done
HPC	307+419	BHS Pipe Laying Done
HPC	307+969	BHS Pipe Laying Done
HPC	308+320	BHS Pipe Laying Done
HPC	308+794	BHS Pipe Laying Done
HPC	309+368	BHS Pipe Laying Done
HPC	310+119	BHS Pipe Laying Done
HPC	311+329	BHS Pipe Laying Done
HPC	311+969	BHS Pipe Laying Done
HPC	312+679	Work yet to start

Type of Culvert	Design Chainage	Status
HPC	313+369	BHS Pipe Laying Done
HPC	313+812	Work yet to start
HPC	314+669	BHS Pipe Laying Done
HPC	315+719	BHS Pipe Laying Done
HPC	316+069	BHS Pipe Laying Done
HPC	316+819	BHS Pipe Laying Done
HPC	317+470	BHS Excavation and PCC Done
HPC	319+268	BHS Pipe Laying Done
HPC	319+969	BHS Pipe Laying Done
HPC	320+719	BHS Pipe Laying Done
HPC	322+294	BHS Pipe Laying Done
HPC	322+778	BHS Excavation Done, Ground improvement in Progress

3.1 Detailed Scope of Work & Physical Progress by Component

Item	Stage for measurement	Unit	Qty.	Weightage in percentage to Contract Price	Quantity	% of Physical Progress	Remarks
1	2	3	4	5	6	7	8
Road works including culverts, minor bridges, underpasses, overpasses, approaches to ROB/RUB/ Major Bridges/ Structures (but excluding service roads / Connecting road)	A- Widening and strengthening of Existing road			Not in Scope			
	1) Earthwork up to top of the subgrade						
	2) Granular work (Sub-base, shoulder) GSB						
	3) Shoulders						
	4) Bituminous work						
	5) Rigid Pavement						
	a) DLC						
	b) PQC						
	6) Widening and repair of culverts						
	7) Widening and repair of minor bridges						
	B- New realignment/bypass						
	(1) Earthwork up to top of the sub-grade	KM	29.371	19.42%	6.75	12.53%	
	(2) Granular work (sub-base, base, shoulders)						
	(a) GSB	KM	29.371	3.46%	4.81	0.57%	
	(3) Shoulders	KM	29.371	0.97%			
	(4) Bituminous work						
	(5) Rigid Pavement						
	(a) DLC	KM	29.371	4.640%	2.94	0.46%	
	(b) PQC	KM	29.371	22.972%	0.65	0.51%	
	C- New culverts, minor bridges, underpasses, overpasses on existing road, realignments, bypasses:						
	(1) Culverts (Pipe & Box)	No.	62	2.32%	36.5	0.927%	
	(2) Minor bridges						
	(a) Foundation	No.	42	2.38%	24	1.70%	
(b) Sub-Structure	No.	44	1.16%	8	0.25%		
(c) Super- Structure	No.	22	1.94%	1	0.09%		

Item	Stage for measurement	Unit	Qty.	Weightage in percentage to Contract Price	Quantity	% of Physical Progress	Remarks
1	2	3	4	5	6	7	8
	(including crash barrier etc. complete)						
	(3) Cattle/Pedestrian underpasses						
	(a) Foundation	No.	30	2.98%	28.5	2.85%	
	(b) Sub-Structure	No.	60	1.30%	43.5	0.99%	
	(c) Super- Structure (including crash barrier etc. complete)	No.	30	1.38%	17	0.87%	
	(4) Pedestrian overpasses			Not in Scope			
	(a) Foundation	No.	0	-			
	(b) Sub-Structure	No.	0	-			
	(c) Super- Structure (including crash barrier etc. complete)	No.	0	-			
	(5) Grade separated structures						
	(a) Underpasses (VUP & LVUP)						
	(a) Foundation	No.	10	0.77%	10	0.78%	
	(b) Sub-Structure	No.	20	0.46%	18	0.41%	
	(c) Super- Structure (including crash barrier etc. complete)	No.	10	0.52%	7.5	0.39%	
	(b) Overpass (VOP)						
	(a) Foundation	No.	3	0.12%		0.08%	
	(b) Sub-Structure	No.	3	0.02%			
	(c) Super- Structure (including crash barrier etc. complete)	No.	2	0.12%			
	(c) Flyover						
	(a) Foundation	No.	8	1.11%	8	1.11%	
	(b) Sub-Structure	No.	8	0.46%		0.099%	
	(c) Super- Structure (including crash barrier etc. complete)	No.	6	0.51%			
	(d) Foot Over Bridge			Not in Scope			
Major Bridge works and ROB/RUB	A - Widening and repairs of Major Bridges			Not in Scope			
	(a) Foundation						
	(a) Open Foundation	No.	0	-			
	(b) Pile Foundation/Well Foundation	No.	0	-			

Item	Stage for measurement	Unit	Qty.	Weightage in percentage to Contract Price	Quantity	% of Physical Progress	Remarks
1	2	3	4	5	6	7	8
	(b) Sub-Structure	No.	0	-			
	(c) Super- Structure (including crash barrier etc. complete)	No.	0	-			
	B - Widening and repairs of						
	a) ROB			Not in Scope			
	(a) Foundation						
	(a) Open Foundation	No.	0	-			
	(b) Pile Foundation/Well Foundation	No.	0	-			
	(b) Sub-Structure	No.	0	-			
	(c) Super- Structure (including crash barrier etc. complete)	No.	0	-			
	b) RUB			Not in Scope			
	(a) Foundation	No.	0	-			
	(b) Sub-Structure	No.	0	-			
	(c) Super- Structure (including crash barrier etc. complete)	No.	0	-			
	C- New Major Bridges						
	(a) Foundation	No.					
	(a) Open Foundation	No.	0	-			
	(b) Pile Foundation/ Well Foundation	No.	22	5.16%	22	5.16%	
	(b) Sub-Structure	No.	22	0.59%	8	0.37%	
	(c) Super- Structure (including crash barrier etc. complete)	No.	16	1.39%		0.33%	
	D- New rail-road bridges						
	(a) ROB						
	(a) Foundation	No.	38	6.77%	30	6.01%	
	(b) Sub-Structure	No.	38	1.05%	11	0.44%	
	(c) Super- Structure (including crash barrier etc. complete)	No.	34	2.42%			
	(b) RUB			Not in Scope			
	(a) Foundation	No.	0	-			
	(b) Sub-Structure	No.	0	-			
	(c) Super- Structure (including	No.	0	-			

Item	Stage for measurement	Unit	Qty.	Weightage in percentage to Contract Price	Quantity	% of Physical Progress	Remarks
1	2	3	4	5	6	7	8
	crash barrier etc. complete)						
Structures (elevated sections, reinforced earth, Interchange)	Interchange			Not in Scope			
	(a) Foundation	No.	0	-			
	(b) Sub-Structure	No.	0	-			
	(c) Super- Structure (including crash barrier etc. complete)	No.	0	-			
	(d) Reinforced earth Wall (includes Approaches of ROB, Underpasses, Overpasses, Flyover etc)	Sqm	26446	0.84%			
Other works	(i) Service roads/ Slip Roads / Connecting Road	KM	2.425	0.66%			
	(ii) Toll Plaza	No.	2	0.63%			
	(iii) Road side drains	KM	29.371	1.38%			
	(iv) Road signs, markings, km stones, safety devices,						
Other works	(a) Road signs, markings, km stones, Road Delineators, Reflective Pavement Markers & Solar Studs, Traffic Impact Attenuators, Road Boundary Stone, Kilometer and Hectometer Stones.	KM	31.000	0.81%			
	(b) Concrete Crash Barrier / W- Beam Crash Barrier / Thrie Beam Steel Barriers in road works	KM	29.371	1.16%			
	(v) Project facilities						
	(a) Bus Bays	No.	0	-			
	(b) Truck Lay-byes	No.	2	1.08%			
	(c) Smaller Parking service area	No.	3	0.648%			
	(d) Operation & Maintenance Centre	No.	1	0.27%			
	(e) Lighting	KM	31.000	0.044%			
	(f) ATMS	KM	31.000	0.456%			
	(g) Noise Barrier	KM	10.500	0.397%			
(h) Rain Water Harvesting Structure	No.	62	0.074%				

Item	Stage for measurement	Unit	Qty.	Weightage in percentage to Contract Price	Quantity	% of Physical Progress	Remarks
1	2	3	4	5	6	7	8
	(i) Fencing	KM	29.371	1.094%			
	(j) Utilities (future ducts)	No.	62	0.234%	44	0.21%	
Other works	(vi) Repairs to bridges/structures			Not in Scope			
	(vii) Land Scaping and Tree plantation	KM	29.371	0.176%			
	(viii) Protection works						
	(a) Boulder Pitching/Turfing /other protection measures on slopes	KM	29.371	0.29%			
	(b) Toe/Retaining wall	KM	1.890	3.12%	0.69	1.17%	
	(ix) Tunnel			Not in Scope			
	(a) Excavation	Meter	0	-			
	(b) Construction of support system including Rock bolting, lining etc.	Meter	0	-			
	(c) On Complete completion of Tunnel	Meter	0	-			
	(x) Miscellaneous						
	(a) Overhead Signs	KM	31.000	0.001%			
	(b) Traffic Aid Booth	No.	1	0.017%			
	(c) Medical Aid Booth	No.	1	0.017%			
	(d) Emergency Cross Over	No.	6	0.018%			
	(d) Helipad	No.	1	0.017%			
(e) Wearing Course	KM	31.00	0.173%				
	Total			100.00%		38.31%	

3.1.1 : Details breakup of physical progress

Item No.	Description	Unit	Physical Progress Quantity	Weightage in percentage to the Contract Price	Up to Date (30.04.2020)	
					Quantity	Percentage Progress
1	2	3	7	9		
1	Earth Work up to Top of Subgrade					
1.1	Clearing and grubbing of -MCW	Hec	29.37	0.044%	26.125	0.04%
1.2	Carrying out Jungle Cutting/ removal of debris / dismantling of Concrete Structure / Dismantling of existing road / Removal of any Physical item	M2	29.37	0.000%		
1.3	Earth work in excavation necessary	Cu.m.	29.37	0.013%	24.63	0.01%
1.4	Construction of embankment - MCW Height up to 1 Mtr	Cu.m.	29.37	5.183%	25.66	4.53%
1.5	Construction of embankment - MCW Height 1 mtr to 2 Mtr	Cu.m.	29.37	4.319%	23.1	3.40%
1.6	Construction of embankment - MCW Height 2 mtr to 3 Mtr	Cu.m.	29.37	3.456%	20.81	2.45%
1.7	Construction of embankment - MCW Height 3 mtr to Emb top Bottom	Cu.m.	29.37	2.592%	13.26	1.17%
1.8	Construction of embankment - MCW Embankment Top	Cu.m.	29.37	1.728%	7.8225	0.46%
1.9	Construction of Sub grade - MCW	Cu.m.	29.37	2.086%	6.75	0.48%
2	Grannular Sub Base Courses and Base Courses					
2.1	Constructing Grannular Sub-base	Cu.m.	29.37	3.46%	4.81	0.57%
3	Shoulders					
3.1	Earthwork in filling of median /	Cu.m.	29.37	0.245%		

Item No.	Description	Unit	Physical Progress Quantity	Weightage in percentage to the Contract Price	Up to Date (30.04.2020)	
					Quantity	Percentage Progress
	island area					
3.2	Construction of modified Earthen / un paved shoulders	Cu.m.	29.37	0.036%		
3.3	Providing min 200 mm dia NP4 pipes along the road in 2 Rows in shoulder	LM	29.37	0.691%		
4	Rigid Pavement					
4.01	Providing xxx mm thick DLC (M15) for CW	Cum	29.37	4.640%	2.935	0.46%
4.02	Providing xxx mm thick PQC for CW	Cum	29.37	22.972%	0.65	0.51%
5	Pipe Culverts					
5.01	Culvert Excavation	Cum	35.00	0.006%	32.5	0.01%
5.02	Culvert PCC M15 grade	Cum	35.00	0.114%	32.5	0.11%
5.03	Providing , laying and jointing NP4 (as per IS:458) Hume pipes for culverts, - Dia 1200 mm (Internal)	LM	35.00	0.232%	31	0.21%
5a	Box Culverts					
5.01a	Culvert Excavation	Cum	27.00	0.022%	14.5	0.01%
5.02a	Culvert PCC M15 grade	Cum	27.00	0.209%	12.5	0.10%
5.03a	Foundation RCC M 30 - Culvert	Cum	27.00	0.405%	10	0.15%
5.04a	HYSB bar in Foundation-Culvert	MT	27.00	0.480%	10	0.18%
5.05a	Substructure RCC M 30 - Culvert	Cum	27.00	0.304%	5.5	0.06%
5.06a	HYSB bar in Substructure-Culvert	MT	27.00	0.267%	5.5	0.05%
5.07a	Super Structure RCC M 30 - Culvert	Cum	27.00	0.153%	5.5	0.03%
5.08a	HYSB bar in Super Structure-	MT	27.00	0.127%	5.5	0.03%

Item No.	Description	Unit	Physical Progress Quantity	Weightage in percentage to the Contract Price	Up to Date (30.04.2020)	
					Quantity	Percentage Progress
	Culvert					
5.09a	Finishing Work (10% cost of overall work)	Nos.	27.00	0.000%		
6A	Bill No: 6A Minor Bridges					
6A,01	Structure excavation Ordinary and soft Soils - MNBR	Cum	42.00	0.056%	26	0.03%
6A,02	MNBR - PCC M15 grade	Cum	42.00	0.124%	26	0.08%
6A,03	MNBR - RCC M35 - Foundation	Cum	34.00	0.887%	19	0.50%
6A,04	HYSD bar reinforcement - Foundation	Mt	34.00	1.034%	27	0.82%
6A,05	MNBR - RCC M35 Pile Cap	Cum	8.00	0.090%	8	0.09%
6A,06	MNBR - RCC M35 1.2m dia piles	Rm	8.00	0.186%	8	0.19%
6A,07	MNBR - RCC M35- Substructure Abutment	Cum	44.00	0.447%	10	0.10%
6A,08	HYSD bar reinforcement - substructure Abutment	Mt	44.00	0.445%	10	0.10%
6A,09	MNBR - RCC M35 - Abutment Cap	Cum	44.00	0.128%	7	0.02%
6A,10	HYSD bar reinforcement - Abutment cap	Mt	44.00	0.144%	7	0.02%
6A,11	RCC M35 - RCC Girder	Cum	10.00	0.118%	0	0.00%
6A,12	PSC M45 - PSC Girder	Cum	8.00	0.239%	1	0.03%
6A,13	HYSD bar reinforcement - Super structure Girder	Mt	18.00	0.586%	0	0.00%
6A,14	HT Steel for PSC Girder	Mt	8.00	0.323%	0	0.00%
6A,15	RCC M35 - SLAB	Cum	22.00	0.278%	2	0.03%

Item No.	Description	Unit	Physical Progress Quantity	Weightage in percentage to the Contract Price	Up to Date (30.04.2020)	
					Quantity	Percentage Progress
6A,16	HYSD bar reinforcement - SLAB	Mt	22.00	0.398%	2	0.04%
6B	Bill No. 6B : PUP					
6B,01	Structure excavation Ordinary and soft Soils - PUP	Cum	30.00	0.025%	30	0.03%
6B,02	PUP - PCC M15 grade Levelling course	Cum	30.00	0.184%	30	0.18%
6B,03	PUP - RCC M35 Raft	Cum	30.00	1.216%	28.5	1.16%
6B,04	HYSD bar reinforcement - RAFT	Mt	30.00	1.560%	28.5	1.48%
6B,05	PUP RCC M35 Wall	Cum	60.00	0.677%	45.5	0.51%
6B,06	HYSD bar reinforcement - Wall	Mt	60.00	0.623%	45.5	0.47%
6B,07	PUP - RCC M35 - TOP Slab	Cum	30.00	0.674%	19	0.43%
6B,08	HYSD bar reinforcement - TOP Slab	Mt	30.00	0.706%	19	0.45%
6B,09	Finishing Work (10% cost of overall work)	Nos	30.00	0.000%		
6C	Bill No. 6C : VUP					
6C,01	Structure excavation Ordinary and soft Soils - VUP	Cum	3.00	0.003%	3	0.00%
6C,02	VUP - PCC M15 grade - Levelling course	Cum	3.00	0.013%	3	0.01%
6C,03	VUP - RCC M35 - Raft	Cum	3.00	0.096%	3	0.10%
6C,04	HYSD bar reinforcement - Raft	Mt	3.00	0.123%	3	0.12%
6C,05	VUP - RCC M35 - WALL	Cum	6.00	0.086%	4	0.06%
6C,06	HYSD bar reinforcement - WALL	Mt	6.00	0.079%	4	0.05%
6C,07	RCC M35 - TOP SLAB	Cum	3.00	0.096%	2	0.06%
6C,08	HYSD bar reinforcement - TOP	Mt	3.00	0.082%	2	0.05%

Item No.	Description	Unit	Physical Progress Quantity	Weightage in percentage to the Contract Price	Up to Date (30.04.2020)	
					Quantity	Percentage Progress
	Slab					
6D	Bill No. 6D : LVUP					
6D,01	Structure excavation Ordinary and soft Soils - LVUP	Cum	7.00	0.005%	7	0.01%
6D,02	LVUP - PCC M15 grade levelling course	Cum	7.00	0.033%	7	0.03%
6D,03	LVUP - RCC M35 Raft	Cum	7.00	0.220%	7	0.22%
6D,04	HYSD bar reinforcement - Raft	Mt	7.00	0.282%	7	0.28%
6D,05	LVUP - RCC M35 - Wall	Cum	14.00	0.155%	14	0.16%
6D,06	HYSD bar reinforcement - WALL	Mt	14.00	0.143%	14	0.14%
6D,07	LVUP - RCC M35 - Top Slab	Cum	7.00	0.187%	5.5	0.15%
6D,08	HYSD bar reinforcement - TOP Slab	Mt	7.00	0.159%	5.5	0.13%
6E	Bill No. 6E : VOP					
6E,01	Structure Excavation for foundation of VOP	Cum	3.00	0.000%	1	0.00%
6E,02	Foundation PCC M15 grade for levelling course	Cum	3.00	0.001%	0	0.00%
6E,04	HYSD bar reinforcement - Foundation	Mt	3.00	0.054%	1.5	0.03%
6E,05	RCC M35 Pile Cap	Cum	3.00	0.012%	0	0.00%
6E,06	RCC M35 1.2m dia piles	Rm	3.00	0.049%	3	0.05%
6E,07	RCC M35 - ABUTMENT/Return Wall	Cum	2.00	0.002%		0.00%
6E,08	HYSD bar reinforcement - ABUTMENT/Return Wall	Mt	2.00	0.002%		0.00%
6E,09	RCC M35 - ABUTMENT CAP	Cum	2.00	0.002%		0.00%

Item No.	Description	Unit	Physical Progress Quantity	Weightage in percentage to the Contract Price	Up to Date (30.04.2020)	
					Quantity	Percentage Progress
6E,10	HYSD bar reinforcement - ABUTMENT CAP	Mt	2.00	0.004%		0.00%
6E,11	RCC M35 - PIER	Cum	1.00	0.001%		0.00%
6E,12	HYSD bar reinforcement - PIER	Mt	1.00	0.001%		0.00%
6E,13	RCC M35 - PIER CAP	Cum	1.00	0.001%		0.00%
6E,14	HYSD bar reinforcement -PIER CAP	Mt	1.00	0.002%		0.00%
6E,15	HYSD bar reinforcement - Super structure Girder	Mt	2.00	0.050%		0.00%
6E,16	HT Steel for PSC - Girder	Mt	2.00	0.033%		0.00%
6E,17	PSC M45 - Box Girder/PSC Girder	Cum	2.00	0.025%		0.00%
6E,18	M-35 for SLAB super structure	Cum	2.00	0.015%		0.00%
6F	Bill No: 6F Flyover					
6F,01	Structure excavation Ordinary and soft Soils - Flyover	Cum	8.00	0.003%	8	0.002%
6F,02	Flyover - PCC M15 grade - levelling course under fdn.	Cum	8.00	0.005%	8	0.01%
6F,03	HYSD bar reinforcement - Foundation	Mt	8.00	0.575%	8	0.58%
6F,04	RCC M35 Pile Cap	Cum	8.00	0.114%	8	0.11%
6F,05	RCC M35 1.2m dia piles	Rm	8.00	0.414%	8	0.41%
6F,06	RCC M35 - ABUTMENT	Cum	4.00	0.047%	3	0.04%
6F,07	HYSD bar reinforcement - ABUTMENT	Mt	4.00	0.058%	3	0.04%
6F,08	RCC M35 - ABUTMENT CAP	Cum	4.00	0.031%	0	0.00%
6F,09	HYSD bar reinforcement - Abutment cap	Mt	4.00	0.053%	0	0.00%

Item No.	Description	Unit	Physical Progress Quantity	Weightage in percentage to the Contract Price	Up to Date (30.04.2020)	
					Quantity	Percentage Progress
6F,10	RCC M35 - Pier Substructure	Cum	4.00	0.037%	3	0.03%
6F,11	HYSB bar reinforcement - Pier Substructure	Mt	4.00	0.057%	3	0.04%
6F,12	RCC M35 - Pier CAP	Cum	4.00	0.065%		
6F,13	HYSB bar reinforcement - Pier CAP	Mt	4.00	0.110%		
6F,14	RCC M35 - RCC Girder	Cum	4.00	0.032%		
6F,15	PSC M45 - Girder	Cum	2.00	0.053%		
6F,16	HYSB bar reinforcement - Girder	Mt	6.00	0.144%		
6F,17	HT Steel for PSC - Girder	Mt	2.00	0.072%		
6F,18	RCC M35 - SLAB	Cum	6.00	0.084%		
6F,19	HYSB bar reinforcement - SLAB	Mt	6.00	0.126%		
6F,20	Finishing Work (10% cost of overall work)	Nos	6.00	0.000%		
6G	Bill No: 6G Major Bridges					
6G,01	Structure excavation Ordinary and soft Soils - MJB	Cum	22.00	0.014%	22	0.01%
6G,02	Major Bridge PCC M15 grade - Levelling course	Cum	22.00	0.026%	22	0.03%
6G,03	HYSB bar reinforcement - Foundation	Mt	22.00	2.746%	22	2.75%
6G,04	RCC M35 Pile Cap	Cum	22.00	0.708%	22	0.71%
6G,05	RCC M35 1.2m dia piles	Rm	22.00	1.661%	22	1.66%
6G,06	RCC M35 - Abutment substructure	Cum	12.00	0.100%	12	0.10%
6G,07	HYSB bar reinforcement - Abutment Substructure	Mt	12.00	0.099%	12	0.10%

Item No.	Description	Unit	Physical Progress Quantity	Weightage in percentage to the Contract Price	Up to Date (30.04.2020)	
					Quantity	Percentage Progress
6G,08	RCC M35 - ABUTMENT CAP	Cum	12.00	0.032%	6	0.02%
6G,09	HYSD bar reinforcement - ABUTMENT CAP	Mt	12.00	0.036%	6	0.02%
6G,10	RCC M35 - Pier Substructure	Cum	10.00	0.037%	10	0.04%
6G,11	HYSD bar reinforcement - Pier Substructure	Mt	10.00	0.056%	10	0.06%
6G,12	RCC M35 - Pier CAP	Cum	10.00	0.089%	2	0.02%
6G,13	HYSD bar reinforcement - Pier CAP	Mt	10.00	0.137%	2	0.03%
6G,14	PSC M45 - Girder	Cum	16.00	0.261%	5.6	0.09%
6G,15	HYSD bar reinforcement -Girder	Mt	16.00	0.343%	5.6	0.12%
6G,16	HT Steel for PSC -Girder	Mt	16.00	0.340%	5.6	0.12%
6G,17	RCC M35 - SLAB	Cum	16.00	0.178%		
6G,18	HYSD bar reinforcement - SLAB	Mt	16.00	0.265%		
6G,19	Finishing Work (10% cost of overall work)	Nos.	16.00	0.000%		
6H	Bill No. 6H : ROB					
6H,01	Structural Excavation in ROB foundation	Cum	36.00	0.017%	30	0.01%
6H,02	ROB - Foundation PCC M15 grade Levelling course	Cum	36.00	0.034%	30	0.03%
6H,03	HYSD bar reinforcement - Foundation	Mt	36.00	3.292%	31.495	2.88%
6H,04	RCC M35 Pile Cap	Cum	36.00	0.715%	30	0.60%
6H,05	RCC M35 1.2m dia piles	Rm	36.00	2.710%	32.99	2.48%
6H,06	RCC M35 - ABUTMENT/Return Wall	Cum	4.00	0.019%	2	0.01%

Item No.	Description	Unit	Physical Progress Quantity	Weightage in percentage to the Contract Price	Up to Date (30.04.2020)	
					Quantity	Percentage Progress
6H,07	HYSD bar reinforcement - ABUTMENT/Return Wall	Mt	4.00	0.023%	2	0.01%
6H,08	RCC M35 - ABUTMENT CAP	Cum	4.00	0.012%	1	0.00%
6H,09	HYSD bar reinforcement - ABUTMENT CAP	Mt	4.00	0.020%	1	0.00%
6H,10	RCC M35 - PIER	Cum	32.00	0.195%	16	0.10%
6H,11	HYSD bar reinforcement - PIER	Mt	32.00	0.299%	16	0.15%
6H,12	RCC M35 - PIER CAP	Cum	32.00	0.179%	11	0.06%
6H,13	HYSD bar reinforcement - Pier CAP	Mt	32.00	0.301%	11	0.10%
6G,14	PSC M45 - Girder	Cum	30.00	0.246%		
6G,15	HYSD bar reinforcement -Girder	Mt	30.00	0.314%		
6G,16	HT Steel for PSC -Girder	Mt	30.00	0.332%		
6H,14	RCC M35 - SLAB	Cum	30.00	0.260%		
6H,15	HYSD bar reinforcement - SLAB	Mt	30.00	0.382%		
6H,16	Providing and Fixing Steel Girder for Superstructure as per Technical Specification	Mt	4.00	0.889%		
7	Reinforced Earth Wall					
7.01	PCC For RE Wall Foundation	Cum	26,446.00	0.018%		
7.02	Providing RCC Facia Panel / Block	Sqm	26,446.00	0.261%		
7.03	Filter media behind RE walls	Cum	26,446.00	0.094%		
7.04	Construction of embankment with Reinforced Earth	Cum	26,446.00	0.225%		
7.05	RCC crash barrier with friction	Rmt	3,952.02	0.246%		

Item No.	Description	Unit	Physical Progress Quantity	Weightage in percentage to the Contract Price	Up to Date (30.04.2020)	
					Quantity	Percentage Progress
	slab M 40					
8	Service roads/ Slip Roads					
8.01	Construction of Subgrade	Cum	2.43	0.050%		
8.02	Construction of GSB	Cum	2.43	0.136%		
8.03	Constructing Wet Mix Macadam base	Cu.m.	2.43	0.157%		
8.04	Primer coat - Connecting road	Sqm	2.43	0.010%		
8.05	Tack coat -1 - Connecting road	Sqm	2.43	0.004%		
8.07	Dense Bituminous Macadam course- Connecting road	Cu.m.	2.43	0.172%		
8.08	Bituminous Concrete - Connecting Road	Cu.m.	2.43	0.132%		
9	Bill No.9: Toll Plaza					
9.01	Clearing and grubbing - Toll Plaza	Hec	2.00	0.000%		
9.02	Construction of embankment - Toll Plaza	Cum	2.00	0.087%		
9.03	Construction of Subgrade - Toll Plaza	cum	2.00	0.019%		
9.04	Constructing Grannular Sub-base - Toll Plaza	Cu.m.	2.00	0.031%		
9.05	Providing xxx mm thick DLC (M15) for Toll plaza	cum	2.00	0.052%		
9.06	Providing xxx mm thick PQC for Toll plaza	cum	2.00	0.288%		
9.07	Providing and fixing of Tool booth	Nos.	2.00	0.009%		
9.08	Roof over Toll plaza	Sq.m	2.00	0.050%		

Item No.	Description	Unit	Physical Progress Quantity	Weightage in percentage to the Contract Price	Up to Date (30.04.2020)	
					Quantity	Percentage Progress
9.09	Operation & Office building at toll plaza	Sq.m	1.00	0.022%		
9.11	Toll plaza sign boards	LS	2.00	0.032%		
9.12	Toll Plaza Facilities	LS	2.00	0.043%		
10	DRAINAGE					
10.01	Drain Excavation	Cu.m.	29.37	0.066%		
10.02	Drain Lining	cum	29.37	0.479%		
10.03	RCC M 20 Grade Dain	Cum	29.37	0.241%		
10.04	HYSB bar reinforcement	Mt	29.37	0.117%		
10.05	Construction of chute lined drain in shoulder	L.M.	29.37	0.408%		
10.06	Construction of energy dissipation basin and sumps	Nos.	29.37	0.067%		
11	Bill No. 11: Traffic signs, Road markings and other road appurtunences					
11.01a	Providing Kerb M-20 grade	L.M.	29.37	0.116%		
11.01b	Painting on Kerbs	Sq.m	29.37	0.014%		
11.02a	Supplying & Fixing Sign Boards	KM	31.00	0.402%		
11.03a	Pavement marking	Sq.m	31.00	0.278%		
b)	W-Beam Crash Barrier in Road work					
11.06b	Providing and erecting " W " metal beam crash barrier	L.M.	29.37	1.160%		
12	Wayside Amenities/Rest Area					
12.01	Truck Parking service area	LS	2.00	1.08%		
12.02	Smaller Parking service area	LS	3.00	0.65%		

Item No.	Description	Unit	Physical Progress Quantity	Weightage in percentage to the Contract Price	Up to Date (30.04.2020)	
					Quantity	Percentage Progress
12.03	Providing operational and maintenance Center	No.	1.00	0.27%		
12.04	Providing & Placing Noise Barrier	Km.	9.30	0.40%		
12.05	Providing lighting including all	Km.	31.00	0.04%		
12.06	Providing Advanced Traffic Management Systems (ATMS)	Km.	31.00	0.46%		
12.07	Providing min 600 mm dia NP4 pipes across the road for utility work	No.	50.00	0.23%	44	0.21%
12.08	Providing Rain Water Harvesting arrangement as shown in drawing with all materials etc., with all lifts and leads complete as directed by the engineer	No.	62.00	0.07%		
II	Fencing Work					
A	Providing Chain Link Fencing in ROW	Km.	29.37	1.09%		
13	Road Side Plantation					
	Land Scaping and Tree plantation	LS	29.37	0.176%		
14	PROTECTION WORKS					
I	Boulder pitchin on slopes					
A	Providing and laying stone pitching on embankment slopes	cum	29.37	0.213%		
B	Providing and laying filter media underneath stone pitching	cum	29.37	0.077%		
II	Toe/Retaining wall					

Item No.	Description	Unit	Physical Progress Quantity	Weightage in percentage to the Contract Price	Up to Date (30.04.2020)	
					Quantity	Percentage Progress
A	Excavation of Retaining Wall + Toe Wall	Cu.m.	1.89	0.031%	1.128	0.02%
B	M-15 PCC Retaining Wall + Toe Wall	Cu.m.	1.89	0.089%	1.128	0.05%
C	M-25 Retaining Wall + Toe Wall	Cum	1.89	1.626%	0.69	0.59%
D	HYSD - Retaining Wall + Toe Wall	MT	1.89	1.371%	0.69	0.50%
15	MISCELLANEOUS WORKS					
15.01	Overhead Signs	Km.	31.00	0.001%		
15.02	Traffic Aid Booth	No.	1.00	0.017%		
15.03	Medical Aid Booth	No.	1.00	0.017%		
15.04	Wearing courses	Km.	31.00	0.173%		
15.05	ROW Survey, centerline fixing along with fixing of ROW pillar and obtaining puation of ROW.....	Km.	31.00	0.000%		
15.06	Emergency Cross Over	Nos.	6.00	0.018%		
15.07	Helipad	Nos.	1.00	0.017%		
	Total Amount					38.31 %

4.0 Land Acquisition and Clearance

4.1 LA Summary: - A)Length Wise:

Sr. No.	CHAINAGE		LENGTH (KM)	VILLAGE	SURVEY NO	Owner Name	UNCLEAR LENGTH (KM)	SIDE	Hindrance Description	REMARKS
	FROM	TO								
1	296+350	296+450	0.100	Derol	519	Maniben Wd/o Gambhirsinh Dadabhai and others	0.100	BHS	Mismatch of measurement due to promulgation of Re-survey By Gov of Gujarat	Follow up being Done with CALA/NHAI/DLR
2	298+875	299+000	0.125	Dayadra	547	Aadambhai Musebhai Aamanjibhai	0.125	BHS	Highcourt Matter,Court Case - HCA/8852/2019	Follow up being Done with CALA/NHAI/DLR
3	322+130	322+245	0.115	Matar Talpad	4,68,467	Jaydevprasad Ramanlal,Shree Bhikhabhai Laljibhai	0.115	BHS	Court Case and one side possession requested by PIU to CALA on dated 25.09.2019	Follow up being Done with CALA/NHAI/DLR
4	313+630	313+735	0.105	Simaltha	303	Maheshbhai Vasava	0.105	RHS	PIU has send letter to secon pvt. Ltd to inspect and comments to this vide letter no. NHAI/PIU-Bharuch/L-06/2019/812 on dated 02.12.2019	Under progress from NHAI end.

Sr. No.	CHAINAGE		LENGTH (KM)	VILLAGE	SURVEY NO	Owner Name	UNCLEAR LENGTH	SIDE	Hindrance Description	REMARKS
5	319+800	319+890	0.09	Danda	605	Jayantibhai Lallubhai	0.085	BHS	Family Internal Dispute So one side possession requested by PIU to CALA on dated 25.09.2019	Letter submitted from PIU to CALA and Waiting For CALA's Response & Farmer has formerly allowed to work.
6	321+850	321+905	0.055	Suthodra	118	Rajendrasinh Udesinh	0.055	RHS	Documents are submitted but payment was not done due to Bank overdue So One side possession requested by PIU to CALA on dated 25.09.2019	Letter submitted from PIU to CALA and Waiting For CALA's Response & Farmer has formerly allowed to work.
7	310+350	310+450	0.100	Kurchan	480, 482, 490	Vipul Patel	0.1	BHS	The main Owner Expired N.O.K. has to follow the procedure to receive payment, Meantime Land has been given to madarasa which is managed by trust.	Land payment done but tree cutting payment under question.
Length % of Project			31.000				0.685			
			100.00%				2.209%			

B)Area Wise:

Package - 3 (Sampa to Manubar)(Km 323.000 to Km 292.00)							
Sl. No.	Village Name	Taluka & District	Area in Hec.	Award (Rs. In Cr.)	Disbus Area in Hec.	Disburs (Rs. In Cr.)	Disbus Area in %
1	Matar Talpad	Tal.-Amod Dist.-Bharuch	19.8612	10.02	17.5881	8.94	89%
2	Vanta Matar		1.6709	1.64	0.6865	1.63	41%
3	Sunthodara		14.4691	1.77	11.8723	1.62	82%
4	Telod		3.4501	1.24	3.0758	1.24	89%
5	Danda		29.1681	19.81	28.6605	19.46	98%
6	Dora		38.5582	22.58	36.5203	22.17	95%
7	Simlatha		21.5547	42.05	19.6934	38.39	91%
8	Vantarsa		0.2261	0.04	0.2261	0.04	100%
9	Kurchan		18.1568	3.21	17.3950	3.07	96%
10	Padariya	Tal. & Dist.-Bharuch	5.7697	2.78	5.7697	2.78	100%
11	Karela		42.2357	20.7	41.5702	20.53	98%
12	Pipaliya		12.4403	3.78	12.2705	3.71	99%
13	Kelod		25.5545	24.16	23.9498	24.16	94%
14	Taralsa		16.5034	11.56	16.5034	11.56	100%
15	Dayadara		21.1308	8.48	19.0856	7.64	90%
16	Derol		35.4004	35.89	32.6372	35.12	92%
17	Tham		8.1923	4.14	8.1923	4.14	100%
18	Kanthariya		8.6506	11.01	7.5455	10.49	87%
TOTAL AWARD PKG #3			322.9929	224.86	301.25	216.69	94%

4.2 Clearances Summary: -

Environment				
Proposal Description	Status	Length impacted	Current stage	Issues/Comments
As per Schedule-A (Annex-V) – The Environmental clearance have been obtained				
Forest Land/Tree				
Proposal Description	Status	Length impacted	Current stage	Issues/Comments
Tree cutting permission received on dated 25.03.2019 with letter no. NHAI PIU SURAT (Expressway)/FR-02/2019/1717				

4.2 A) STATUS OF PERMISSION AND APPROVALS

Sr No	Approvals as in Schedule -E	
a	Permission of the state Government for extraction of boulder from quarry	The company has given a subcontract to Mauni Minerals for supply of Aggregate and GSB material. They have already procured permission from State Government for extraction of boulders. Valid till 14.07.2025
b	Permission of Village panchayat and Pollution control board for installation of crusher.	Obtained. Valid till 14.07.2025
c	License for use of explosives	Work Agreement with Mauni Minerals (Agency) to Sub-agency (Sukhdev Enterprise) for quarrying of boulder is enclosed with its use, storage & transportation of explosives. Valid till 31.03.2023
d	Permission from State government for drawing water from river/reservoir.	NA (For use of water, as per guideline of Ministry of water resource letter dated 26/10/2012, it is exempted from obtaining NOC if ground water used up to 100 cum/day i.e. 1 Lac liter/day in any Infrastructure Project., as our consumption is under the limit.)
e	License from Inspector of factories or competent authorities for setting up Batching Plant	Obtained. Valid till 17.09.2025.

Sr No	Approvals as in Schedule -E	
f	Clearance from Pollution control board for Setting up Batching Plant	Obtained. Valid till 17.09.2025.
g	Permission of Village Panchayat and Pollution control board for Asphalt Plant	N.A.
h	Permission of Village Panchayat and State Government for Borrow earth.	Some Village Panchayats Obtained. Others in progress
i	Permission of State Government for Cutting trees	Obtained Forest trees cutting permission received vid letter no. NHAI/PIU Surat (Expressway)/FR-02/2019/1717 on dated 25.03.2019
j	Consent to establish issued by the Sate Pollution Control Board for the Project;	Obtained

4.3 Status of utility shifting: -

Utility Category	Name/ Department	Status	Length affected as on appointed Date	Date & letter of request by Authority for estimate	Date & letter when Estimate was Received from concerned dept.	Date & letter when Estimate was Verified By IE.	Date & letter of Approval by Authority RO/ HQ	Date & letter of Deposit of super-vision charge	Progress of Physical Shifting	Date of Certification from Agency for Completion	Estimate Amount	Issue/ Comments
Water	GWSSB	All Estimates submitted	80 M	-	-	-	-	-	-	-	-	Issue resolved through change in design
	SSNNL	<i>Revised Drawing already submitted to All three Divisions of SSNL</i>	730 M									Balance affected length 340 M
Electricity	DGVCL	PVKPL submit supervision charges vide Letter #80 on 16.05.2019	2303 M	-	-	#72,73 &74 on 13.02.2019	-	Supervision Charges Paid for 1) Palej on 24.05.19 2) Amod on 23.05.19 3) Bharuch	-	-	-	DGVCL has accepted 2.5% supervision charges as part payment and work is being carried out.

	GETCO	Estimate has been approved by competent authority of NHAH on 09.12.19	884 M			#342 on 01.05.2019					Because of denial of acceptance of 2.5% supervision charges by GETCO, Concessionaire has submitted Rs 56,74,250/- (balance to make 15% supervision charges) vide our letter no -417 Dt.17.02.2020 subjected to reimbursement by NHAH till the matter gets resolved between GOI & Government of Gujarat. Work is being started.
Gas Pipe Lines	GAIL	<i>In the meeting held on 27th January 2020 with PD NHAH & GM GAIL, accordingly revised GAD has been submitted by NHAH to GAIL on 03.02.2020 vide their letter no. 184</i>	300 M					Site Visit Charges Paid by NHAH without GST			During meeting It is decided that at location of proposed minor bridges 296+432 & 304+432 Gas pipe line protection will be done by HDD method. Cost towards HDD will be borne by NHAH and road will be constructed through earth work embankment at these locations. However for vertical clearance at 309+080 minor bridge GAIL will communicate later.

4.3 A) Utility shifting/ Tree Cutting Progress Status-Length Wise

Utility Category	Name/ Department	Length affected (M)	Length Cleared (M)	Balance Affected Length (M)
Water	GWSSB	80	80	0
	SSNNL	340	-	340
Electricity	DGVCL	2303	-	2303
	GETCO	884	-	884
Gas Pipe Lines	GAIL	300	-	300
Tree	Tree Cutting	900	900	0

4.3 B) Utility shifting/ Tree Cutting Progress Status-Nos

Sr. No.	Particular	Total	Progress till Last Month	Current Month	Cumulative Progress till Feb-2020	Balance to Completed	Remarks
1	Electric Pole						
	Bharuch Section						
	Bharuch division						
	i) Bharuch Subdivision	41				41	
	ii) Palej Subdivision	5				5	
	iii) Amod Subdivision	5				5	
	Total	51				51	
2	Structures (Nos.)						
	Bharuch Section	7	7	-	7	0	
	Total	7	7	-	7	0	
3	Religious Str. (Nos.)						
	Bharuch Section	0	0	0	0	0	
	Total	0	0	0	0	0	
4	H.T. Line crossing						
	Bharuch Section	6				6	
	Total	6				6	
5.	Water Utilities						
	Bharuch Section						
	i) Bharuch Subdivision						
	ii) Jambusar Sub-division						
	Total	64				57	

Tree Cutting Progress Status-Nos

Sr. No.	District	Category		Total Nos.	Status of Cutting Permission	No. of Cutting Permission	No of Trees cut	Balance No of Trees	Remark
1	Bharuch	Govt. Trees	All	164	Tree Cutting Permission is received vide letter No. NHAI/PIU Surat (Expressway)/PR- 02/2019/1717 Date: 25.03.2019	164	164	Nil	-
		Pvt. Trees		0					

5.0 Change of Scope:-

Sr. No.	Proposal Details	Date of first submission to IE	Current Status	COS Amount	Expected/Actual date of Approval
	NIL	NIL	NIL	NIL	NIL

6.0 Mobilization of Resources.

Sr. No	Equipment	Unit	Resource Required at peak	Deployed Machinery Month of April-2020
1	Excavator	Nos	16	34
2	Motor Grader	Nos	16	20
3	Dozer	Nos		4
4	Vibratory Roller	Nos	16	31
5	Tandem Roller	Nos	-	3
6	Baby roller	Nos	-	2
7	Wet Mix/ DLC Paver	Nos	1	2
8	Wet Mix Plant	Nos	1	1
9	PQC Paver	Nos	1	1
10	Pneumatic Tyre Roller	Nos	0	-
11	Dumpers/Tippers	Nos	107	130
12	FE Loaders/JCB	Nos	10	12
13	Water Tanker	Nos	23	39
14	Batching Plant CP60	Nos	2	2
15	Batching Plant CP 120	Nos	1	1
16	Batching Plant CP 240	Nos	1	1
17	Batching Plant 300 TPH (DLC)	Nos	1	1
18	Sand Washing plant	Nos	1	1
19	Transit Mixers	Nos	10	28
20	Boom Placer	Nos	1	3
21	Concrete Pump	Nos	1	2
22	Kerb Machine	Nos	1	0

8.0 QA/QC Report.

8.1 Test conducted on site.

S r. N o.	Name of Test	Testi ng Metho d	Frequency of Test	Specificatio n Requireme nts	Number of Tests Conducted												Re ma rks
					Up To Previous Month			This Month			IE Witness This Month			Total Upto Date			
					Pas sed	Fai led	To tal No · of Te st	Pas sed	Fai led	To tal No · of Te st	Pas sed	Fai led	To tal No · of Te st	Pas sed	Fai led	Cu m. No. of Tes t	
OGL & Cutting soil																	
1	Free Swell Index	IS 2720 Part 40	2 test per 3000 m ³	50 % Max	148	0	148	0	0	0	0	0	0	148	0	148	
2	Grain Size Analysis	IS 2720 Part 4	2 test per 3000 m ³	-	148	0	148	0	0	0	0	0	0	148	0	148	
3	Plasticity Index	IS 2720 Part 5	2 test per 3000 m ³	L.L.= Not>50 %,PI =Not> 25 %	148	0	148	0	0	0	0	0	0	148	0	148	
4	Max. Dry Density	IS 2720 Part 8	2 test per 3000 m ³	Up to 3m 1.52 gm./cc	148	0	148	0	0	0	0	0	0	148	0	148	
5	CBR	IS 2720 Part 16	1 test as required	Min. 8 % or as per design	0	0	0	0	0	0	0	0	0	0	0	0	
6	Density of Comp.Layer	IS 2720 Part 28	1 set of 10 tests/ 3000 m ²	90-95 % of lab MDD	5480	80	556 0	0	0	0	0	0	0	5480	80	556 0	

S r. N o.	Name of Test	Testi ng Metho d	Frequency of Test	Specificatio n Requireme nts	Number of Tests Conducted												Re ma rks
					Up To Previous Month			This Month			IE Witness This Month			Total Upto Date			
					Pas sed	Fai led	To tal No of Te st	Pas sed	Fai led	To tal No of Te st	Pas sed	Fai led	To tal No of Te st	Pas sed	Fai led	Cu m. No. of Tes t	
Borrow Area (Embankment & Subgrade)																	
1	Free Swell Index	IS 2720 Part 40	2 test per 3000 m ³	50 % Max	3296	0	3296	15	0	15	3	0	3	3311	0	3311	
2	Grain Size Analysis	IS 2720 Part 4	2 test per 3000 m ³	-	3296	0	3296	15	0	15	3	0	3	3311	0	3311	
3	Plasticity Index	IS 2720 Part 5	2 test per 3000 m ³	L.L.= Not>50 %,PI =Not> 25 %	3296	0	3296	15	0	15	3	0	3	3311	0	3311	
4	Max. Dry Density	IS 2720 Part 8	2 test per 3000 m ³	Up to 3m 1.52 gm./cc More than 3m 1.60 gm./cc	3296	0	3296	15	0	15	3	0	3	3311	0	3311	
5	CBR	IS 2720 Part 16	1 test per 3000 m ³	Min. 8 % as per design	334	5	339	8	0	8	2	0	2	342	5	347	
Earthwork Field test																	

S r. N o.	Name of Test	Testi ng Metho d	Frequency of Test	Specificatio n Requireme nts	Number of Tests Conducted												Re ma rks
					Up To Previous Month			This Month			IE Witness This Month			Total Upto Date			
					Pas sed	Fai led	To tal No · of Te st	Pas sed	Fai led	To tal No · of Te st	Pas sed	Fai led	To tal No · of Te st	Pas sed	Fai led	Cu m. No. of Tes t	
1	Density of Comp.Layer (Emb.)	IS 2720 Part 28	1 set of 10 tests per 3000 m ²	95% of Lab MDD	3984 2	783	406 25	98	7	105	7	3	10	39940	790	40730	
2	Density of Comp.Layer (Sub grade & Earthen shoulder)	IS 2720 Part 28	1 set of 10 tests per 2000 m ²	97% of Lab MDD	387	27	414	7	4	11	6	2	8	394	31	425	
GSB																	
1	Sieve Analysis		1 Test /400M ³	As per MORT&H Table 400-1	132	0	132	0	0	0	0	0	0	132	0	132	
2	Plasticity Index	IS 2720 Part 5	1 Test /400M ³	LL=Not>25% PI=Not>6%	132	0	132	0	0	0	0	0	0	132	0	132	
3	Max. Dry Density	IS 2720 Part 8	1 TEST PER SOURCE		1	0	1	0	0	0	0	0	0	1	0	1	

S r. N o.	Name of Test	Testi ng Metho d	Frequency of Test	Specificatio n Requireme nts	Number of Tests Conducted												Re ma rks
					Up To Previous Month			This Month			IE Witness This Month			Total Upto Date			
					Pas sed	Fai led	To tal No · of Te st	Pas sed	Fai led	To tal No · of Te st	Pas sed	Fai led	To tal No · of Te st	Pas sed	Fai led	Cu m. No. of Tes t	
4	CBR	IS 2720 Part 16	As Required	30% Min.	1	0	1	0	0	0	0	0	0	1	0	1	
5	Water Absorption	IS 2386 Part 3	As Required	2% Max.	1	0	1	0	0	0	0	0	0	1	0	1	
6	AIV	IS 2386 (P-4) & IS 5640	As Required	40% Max	1	0	1	0	0	0	0	0	0	1	0	1	
7	Density of Comp.Layer	IS 2720 Part 28	1 Test /1000M ²	98% of Lab MDD	285	14	299	0	0	0	0	0	0	285	14	299	
PHYSICAL PROPERTIES OF AGGREGATE FOR CONCRETE																	
1	Sieve Analysis of CA	IS 2386 Part 1	1 Test/Concretin g Day	As per IS 383	628	0	628	6	0	6	2	0	2	634	0	634	
2	Sieve Analysis of	IS 2386 Part 1	1 Test/Concretin	As per IS 383	628	0	628	6	0	6	2	0	2	634	0	634	

S r. N o.	Name of Test	Testi ng Metho d	Frequency of Test	Specificatio n Requireme nts	Number of Tests Conducted												Re ma rks
					Up To Previous Month			This Month			IE Witness This Month			Total Upto Date			
					Pas sed	Fai led	To tal No · of Te st	Pas sed	Fai led	To tal No · of Te st	Pas sed	Fai led	To tal No · of Te st	Pas sed	Fai led	Cu m. No. of Tes t	
	FA		g Day														
3	Aggregate Impact Value	IS 2386 Part 4	1 Test/Concretin g Day	As per IS 383	628	0	628	6	0	6	2	0	2	634	0	634	
4	Flakiness Index	IS 2386 Part 1	1 Test/Concretin g Day	As per IS 383	628	0	628	6	0	6	2	0	2	634	0	634	
5	Silt Content	IS 383	As Required		458	0	458	6	0	6	2	0	2	464	0	464	
6	Specific Gravity & W A	IS 2386 PART 3	1 Test/Month		6	0	6	0	0	0	0	0	0	6	0	6	
Concrete Mix Design (cube sets)																	
1	M15 7 Days	IS-516	18 Cubes	As per MoRT&H	3	0	3	0	0	0	0	0	0	3	0	3	

S r. N o.	Name of Test	Testi ng Metho d	Frequency of Test	Specificatio n Requireme nts	Number of Tests Conducted									Re ma rks			
					Up To Previous Month			This Month			IE Witness This Month				Total Upto Date		
					Pas sed	Fai led	To tal No of Te st	Pas sed	Fai led	To tal No of Te st	Pas sed	Fai led	To tal No of Te st		Pas sed	Fai led	Cu m. No. of Tes t
	28 Days				9	0	9	0	0	0	0	0	0	9	0	9	
2	M20 Kerb 7 Days				0	0	0	0	0	0	0	0	0	0	0	0	
	28 Days				0	0	0	0	0	0	0	0	0	0	0	0	
3	M20 7 Days				3	0	3	0	0	0	0	0	0	3	0	3	
	28 Days				9	0	9	0	0	0	0	0	0	9	0	9	
4	M25 PCC 7 Days				46	0	46	0	0	0	0	0	0	46	0	46	
	28 Days				91	0	91	0	0	0	0	0	0	91	0	91	
5	M30 7 Days				80	0	80	0	0	0	0	0	0	80	0	80	
	28 Days				109	0	109	0	0	0	0	0	0	109	0	109	
6	M35				155	0	155	0	0	0	0	0	0	155	0	155	

S r. N o.	Name of Test	Testi ng Metho d	Frequency of Test	Specificatio n Requireme nts	Number of Tests Conducted									Re ma rks			
					Up To Previous Month			This Month			IE Witness This Month				Total Upto Date		
					Pas sed	Fai led	To tal No of Te st	Pas sed	Fai led	To tal No of Te st	Pas sed	Fai led	To tal No of Te st		Pas sed	Fai led	Cu m. No. of Tes t
	7 Days																
	28 Days				287	0	287	0	0	0	0	0	0	287	0	287	
7	M35 Pile 7 Days				93	0	93	0	0	0	0	0	0	93	0	93	
	28 Days				159	0	159	0	0	0	0	0	0	159	0	159	
8	M35 RE block 7 Days				0	0	0	0	0	0	0	0	0	0	0	0	
	28 Days				0	0	0	0	0	0	0	0	0	0	0	0	
9	M40 7 Days				55	0	55	0	0	0	0	0	0	55	0	55	
	28 Days				87	0	87	0	0	0	0	0	0	87	0	87	
10	M45 7 Days				13	0	13	0	0	0	0	0	0	13	0	13	

S r. N o.	Name of Test	Testi ng Metho d	Frequency of Test	Specificatio n Requireme nts	Number of Tests Conducted											Re ma rks		
					Up To Previous Month			This Month			IE Witness This Month			Total Upto Date				
					Pas sed	Fai led	To tal No · of Te st	Pas sed	Fai led	To tal No · of Te st	Pas sed	Fai led	To tal No · of Te st	Pas sed	Fai led		Cu m. No. of Tes t	
	28 Days				19	0	19	0	0	0	0	0	0	19	0	19		
1 1	M50 7 Days				25	0	25	0	0	0	0	0	0	25	0	25		
	28 Days				28	0	28	0	0	0	0	0	0	28	0	28		
1 2	M40 PQC 7 Days	IS-516	36 cubes & 30 beams	As per MoRT&H	58	0	58	0	0	0	0	0	0	58	0	58		
	28 Days				290	0	290	0	0	0	0	0	0	0	290	0	290	
1 3	M40 PQC FI. Strength 7 Days				58	0	58	0	0	0	0	0	0	0	58	0	58	
	28 Days				290	0	290	0	0	0	0	0	0	0	290	0	290	
1 4	DLC 7 Days	IS-516	10 cubes	Asper MoRT&H	97	29	126	0	0	0	0	0	0	97	29	126		

S r. N o.	Name of Test	Testi ng Metho d	Frequency of Test	Specificatio n Requireme nts	Number of Tests Conducted												Re ma rks		
					Up To Previous Month			This Month			IE Witness This Month			Total Upto Date					
					Pas sed	Fai led	To tal No · of Te st	Pas sed	Fai led	To tal No · of Te st	Pas sed	Fai led	To tal No · of Te st	Pas sed	Fai led	Cu m. No. of Tes t			
Compressive Strength of Concrete Cubes (Field)																			
1	M15 7 Days	IS-516	1 test - 0-5 M3 2test - 6-15 m3 3test - 16-30 m3 4 test - 31- 50 m3 +1 test for every 50m3 concrete	As per MoRT&H	0	0	0	0	0	0	0	0	0	0	0	0			
	28 Days				0	0	0	0	0	0	0	0	0	0	0	0	0		
2	M20 Kerb 7 Days				0	0	0	0	0	0	0	0	0	0	0	0	0	0	
	28 Days				0	0	0	0	0	0	0	0	0	0	0	0	0	0	
3	M25 PCC 7 Days				490	0	490	1	0	1	1	0	1	491	0	491	0	491	
	28 Days				1172	0	1172	16	0	16	5	0	5	1188	0	1188	0	1188	
4	M30 7 Days				229	0	229	1	0	1	1	0	1	230	0	230	0	230	

S r. N o.	Name of Test	Testi ng Metho d	Frequency of Test	Specificatio n Requireme nts	Number of Tests Conducted											Re ma rks	
					Up To Previous Month			This Month			IE Witness This Month			Total Upto Date			
					Pas sed	Fai led	To tal No of Te st	Pas sed	Fai led	To tal No of Te st	Pas sed	Fai led	To tal No of Te st	Pas sed	Fai led		Cu m. No. of Tes t
	28 Days				773	0	773	97	0	97	30	0	30	870	0	870	
5	M35 7 Days				986	0	986	4	0	4	2	0	2	990	0	990	
	28 Days				3062	0	3062	232	0	232	75	0	75	3294	0	3294	
6	M35 Pile 7 Days				824	0	824	0	0	0	0	0	0	824	0	824	
	28 Days				2597	0	2597	0	0	0	0	0	0	2597	0	2597	
7	M35 RE block 7 Days				4	0	4	0	0	0	0	0	0	4	0	4	
	28 Days				14	0	14	0	0	0	0	0	0	14	0	14	
8	M40 7 Days				4	0	4	0	0	0	0	0	0	4	0	4	

S r. N o.	Name of Test	Testi ng Metho d	Frequency of Test	Specificatio n Requireme nts	Number of Tests Conducted										Re ma rks		
					Up To Previous Month			This Month			IE Witness This Month			Total Upto Date			
					Pas sed	Fai led	To tal No of Te st	Pas sed	Fai led	To tal No of Te st	Pas sed	Fai led	To tal No of Te st	Pas sed		Fai led	Cu m. No. of Tes t
	28 Days				12	0	12	0	0	0	0	0	0	12	0	12	
9	M45 7 Days				0	0	0	0	0	0	0	0	0	0	0	0	
	28 Days				0	0	0	0	0	0	0	0	0	0	0	0	
1 0	M50 PSC 7 Days				52	0	52	0	0	0	0	0	0	52	0	52	
	28 Days				130	0	130	22	0	22	6	0	6	152	0	152	
1 1	M40 PQC 7 Days	IS-516	1 test of 2 cubes & 2beams for 150 m3 or Min. 6 cubes & 6 beams for the day	As per MoRT&H	9	0	9	0	0	0	0	0	0	9	0	9	
	28 Days				10	0	10	49	0	49	15	0	15	59	0	59	
1 2	M40 PQC F.S 7 Days				9	0	9	0	0	0	0	0	0	9	0	9	
	28 Days				10	0	10	49	0	49	15	0	15	59	0	59	

S r. N o.	Name of Test	Testi ng Metho d	Frequency of Test	Specificatio n Requireme nts	Number of Tests Conducted													Re ma rks
					Up To Previous Month			This Month			IE Witness This Month			Total Upto Date				
					Pas sed	Fai led	To tal No · of Te st	Pas sed	Fai led	To tal No · of Te st	Pas sed	Fai led	To tal No · of Te st	Pas sed	Fai led	Cu m. No. of Tes t		
1 3	DLC 7 Days	IS-516	1set of 3cubes for 1000 m2	Asper MoRT&H	112	0	112	0	0	0	0	0	0	112	0	112		
1 4	DLC FDD	IS 2720 Part 28	1 Test /2000M ²	98% of Ref. Density	64	0	64	0	0	0	0	0	0	64	0	64		
Cement																		
1	Fineness	IS 4031	1 Test/Week		122	0	122	0	0	0	0	0	0	122	0	122		
2	Consistency	IS 4031	1 Test/Week		122	0	122	0	0	0	0	0	0	122	0	122		
3	Setting Time	IS 4031	1 Test/Week		122	0	122	0	0	0	0	0	0	122	0	122		
4	Soundness	IS 4031	1 Test/Week		71	0	71	0	0	0	0	0	0	71	0	71		
5	Compressive Strength	IS 4031	1 Test/Week															

S r. N o.	Name of Test	Testi ng Metho d	Frequency of Test	Specificatio n Requireme nts	Number of Tests Conducted												Re ma rks
					Up To Previous Month			This Month			IE Witness This Month			Total Upto Date			
					Pas sed	Fai led	To tal No · of Te st	Pas sed	Fai led	To tal No · of Te st	Pas sed	Fai led	To tal No · of Te st	Pas sed	Fai led	Cu m. No. of Tes t	
	a) 3 Days		01 set = 3 Cube		124	0	124	0	0	0	0	0	0	124	0	124	
	b) 7 Days		01 set = 3 Cube		124	0	124	0	0	0	0	0	0	124	0	124	
	c) 28 Days		01 set = 3 Cube		114	0	114	10	0	10	3	0	3	124	0	124	

8.2 Weather report

Sl. No.	Date	Temperature 0C.		Humidity %		Rainfall (mm)	Cum.Rainfall (mm)	Remarks
		Min. Temp.	Max. Temp.	Min.	Max.			
1	01-Apr-20	23.0	37.0	23.0	62.0	0.0	0.0	Sunny
2	02-Apr-20	23.0	38.0	24.0	61.0	0.0	0.0	Sunny
3	03-Apr-20	21.0	39.0	26.0	65.0	0.0	0.0	Sunny
4	04-Apr-20	22.0	39.0	24.0	66.0	0.0	0.0	Sunny
5	05-Apr-20	22.0	40.0	23.0	64.0	0.0	0.0	Sunny
6	06-Apr-20	22.0	40.0	24.0	63.0	0.0	0.0	Sunny
7	07-Apr-20	25.0	39.0	27.0	64.0	0.0	0.0	Sunny
8	08-Apr-20	24.0	39.0	26.0	71.0	0.0	0.0	Sunny
9	09-Apr-20	24.0	39.0	30.0	64.0	0.0	0.0	Sunny
10	10-Apr-20	24.0	41.0	27.0	64.0	0.0	0.0	Sunny
11	11-Apr-20	23.0	42.0	30.0	67.0	0.0	0.0	Sunny
12	12-Apr-20	24.0	42.0	27.0	64.0	0.0	0.0	Sunny
13	13-Apr-20	24.0	42.0	26.0	63.0	0.0	0.0	Sunny
14	14-Apr-20	26.0	41.0	27.0	64.0	0.0	0.0	Sunny
15	15-Apr-20	28.0	41.0	28.0	67.0	0.0	0.0	Sunny
16	16-Apr-20	25.0	40.0	28.0	66.0	0.0	0.0	Sunny
17	17-Apr-20	27.0	40.0	27.0	64.0	0.0	0.0	Sunny
18	18-Apr-20	27.0	39.0	26.0	63.0	0.0	0.0	Sunny
19	19-Apr-20	26.0	40.0	25.0	64.0	0.0	0.0	Sunny
20	20-Apr-20	27.0	40.0	24.0	60.0	0.0	0.0	Sunny
21	21-Apr-20	27.0	40.0	26.0	65.0	0.0	0.0	Sunny
22	22-Apr-20	28.0	41.0	27.0	60.0	0.0	0.0	Sunny

Sl. No.	Date	Temperature 0C.		Humidity %		Rainfall (mm)	Cum.Rainfall (mm)	Remarks
23	23-Apr-20	28.0	42.0	26.0	58.0	0.0	0.0	Sunny
24	24-Apr-20	27.0	40.0	27.0	55.0	0.0	0.0	Sunny
25	25-Apr-20	26.0	40.0	27.0	62.0	0.0	0.0	Sunny
26	26-Apr-20	26.0	41.0	30.0	52.0	0.0	0.0	Sunny
27	27-Apr-20	26.0	41.0	24.0	69.0	0.0	0.0	Sunny
28	28-Apr-20	26.0	42.0	24.0	61.0	0.0	0.0	Sunny
29	29-Apr-20	29.0	44.0	26.0	68.0	0.0	0.0	Sunny
30	30-Apr-20	26.0	42.0	27.0	69.0	0.0	0.0	Sunny
31								
	Average	25.2	40.4	26.2	63.5			

9.0 Safety Features

9.1 Pen picture of safety features

Location of Black spot	Suggested Remedial Measures with in provisions of Concession Agreement	Additional Remedial Measures (if any)	Financial implications of additional Remedial Measures for Authority
312	Barricade Working Zone Properly	Provide Concrete Jersey Barrier	
	Provide Advance Warning Boards		

9.2 Accident report:

Accident Type: Minor Accident

Description: Accident Between Bharat Benz and Bolero coming from village road at Ch. 303+808.

10.0 Review status of drawings/design reports

10.1 Structure drawing status

Sr. No	Type of Structure	Total scope [Nos.]	Nos. of structures Submitted to IE	Nos. of structures Approved by IE	Chainage	Submission to IE	Comments from IE	Remarks
1	Pipe Culvert	35	35	35	-	Submitted via direct mail from Designer to IE dated 15.05.2019 at 2:36 PM	Found in order as per MOM dt. 17.05.2019	Approved
2	Box Culvert	27	21	13	-	7 Nos. submitted via Letter No. 184 dated 12.12.2019	12 Nos are found in order (less than 20%) in MOM 316+420 approval received via letter no. 632 dt. 16.07.2019,	13 Nos Approved, 7 Nos Under review with IE.
3	Flyover	1	1	-	299+375	Submitted via letter no. 042 dated 25.02.2020 Bearing submitted via letter no. 020 dt. 24.01.2020	Comments received via letter No. 989 dated 04.11.2019 Comments on bearing received via letter no. 1445 dt. 12.02.2020	Pending with IE Bearing drawing approved
4	Major Bridge	3	3	3	302+732	Submitted via letter no. 335 dated 23.12.2019	Comments received via letter No. 1331 dated 20.01.2020	Approved by IE via ltr. 1259 dt. 01.01.2020

Sr. No	Type of Structure	Total scope [Nos.]	Nos. of structures Submitted to IE	Nos. of structures Approved by IE	Chainage	Submission to IE	Comments from IE	Remarks
					318+875	Submitted via letter no. 239 dated 04.10.2019	-	Approved vide letter no. 1084 dt. 02.12.2020
					321+280	Submitted via letter no. 179 dated 24.07.2019	-	Approved in MOM dt. 30.08.2019
5	Minor Bridge	11	11	6	294+085	Submitted via letter no. 189 dated 19.12.2019	Comments received via letter No. 1554 dated 03.03.2020	Pending with Concessionaire
					296+432 -G	Submitted via letter no. 184 dated 06.08.2019	-	In meeting with GAIL, they have given concurrence on GAD with SDD method. Therefore no needs to provide structure
					297+472	Submitted via letter no. 049 dated 03.03.2020 & 194 Dt. 24.12.2019	Letter No. 1364 dated 30.01.2020	Pending with IE
					297+562	Submitted via letter no. 185 dated 06.08.2019	-Comments received on Hyd. Report via letter No. 905 dated 27.09.2019	Approved in MOM dt. 30.08.2019
					304+450 -G	Submitted via letter no. 145 dated 17.08.2019	-	In meeting with GAIL, they have given concurrence on GAD with SDD method.

Sr. No	Type of Structure	Total scope [Nos.]	Nos. of structures Submitted to IE	Nos. of structures Approved by IE	Chainage	Submission to IE	Comments from IE	Remarks
								Therefore no needs to provide structure
					307+731	Submitted via letter no. 260 dated 21.10.2019 (GFC)	-	Approved by IE via ltr. 1006 dt. 08.11.2019
					309+100-G	Submitted via letter no. 254 dated 17.10.2019	Comments received via letter No. 1003 dated 08.11.2019	In meeting held with GAIL, drawing with MONO pile has been proposed for concurrence
					309+840	Submitted via letter no. 011 Dated 08.01.2020	Approved via mail dt. 25.11.2019	Approved
					310+752-G	Submitted via letter no. 199 dated 31.12.2019	Comments received via letter No. 1465 dated 15.02.2020	Pending with concessionaire
					313+835	Submitted via letter no. 145 dated 17.08.2019	-	Approved in MOM dt. 30.08.2019
					314+314	Submitted via letter no. 334 dated 23.12.2019	Comments received via letter No. 1226 dated 24.12.2019	Pending with concessionaire

Sr. No	Type of Structure	Total scope [Nos.]	Nos. of structures Submitted to IE	Nos. of structures Approved by IE	Chainage	Submission to IE	Comments from IE	Remarks
6	PUP	30	30	21	-	<p>-29 Nos via letter No. 21 dated 22.10.2018</p> <p>- 1 No via letter No. 37 dated 12.12.2018</p> <p>-Further 18 Nos revised Submitted Via ltr no. 18 on 28.02.2019, also Directly submitted by Designer to Aarvee via mail dt. 23.05.2019 at 6:41 pm R3-PVKEPL/HO/VKP3/IE/093/20 19 dt. 28.05.2019</p> <p>- Further revised 12 Nos submitted via 049 on 17.04.2019</p> <p>-Directly by Designer to Aarvee via mail dt. 30.05.2019</p>	<p>Comments received via letter no. AA/VKE/PVKEPL/092/19-20/DESIGN REVIEW/357 dated 06.05.2019 and AA/VKE/PVKEPL/092/19-20/DESIGN REVIEW/442 dated 28.05.2019 on Geotech reports</p> <p>3 Approved vide AA/VKE/PVKEPL/0114/19-20/DESIGN REVIEW/472 Dt. 03.06.2019</p> <p>18 Approved vide AA/VKE/PVKEPL/0115/19-20/DESIGN REVIEW/473 Dt. 03.06.2019</p>	21 Nos approved
7	VUP	3	3	3	295+575	Submitted via letter no. 044 dated 26.02.2020	AA/VKE/PVKEPL/0116/19-20/DESIGN REVIEW/474 Dt. 03.06.2019	Approved by IE

Sr. No	Type of Structure	Total scope [Nos.]	Nos. of structures Submitted to IE	Nos. of structures Approved by IE	Chainage	Submission to IE	Comments from IE	Remarks
					303+830	Submitted via letter no. 045 dated 26.02.2020	Approval received via letter No. 1261 dated 02.01.2020	Approved by IE
					312+720	Submitted via letter no. 045 dated 26.02.2020	Approval received via letter No. 1261 dated 02.01.2020	Approved by IE
8	VOP	1	1	-	307+193	Submitted via letter no. 003 dated 01.01.2020 & PVKEPL/HO/VKP3/IE/374/2020 dt. 02.02.2020	Comments received via letter No. 1555 dated 03.03.2020	Pending with concessionaire
9	LVUP	7	7	7		Submitted via letter no. 226 dated 24.09.2019	-	Approved by IE via ltr. 1146 dt. 30.01.2020
10	ROB (Non-Railway)	1	1	-	293+014	Submitted via letter no. 198 dated 31.12.2019	Comments received via letter No. 1368 dated 30.01.2020	Approved

10.2 Highway drawing status

Plan and Profile				
Sr No.	Description	Concessionaire Submission Letter No. and Date	IE's comment Letter No. and Date	Remark
1	MCW	# 267 on 02.11.2019	# 1144 Dt. 13.12.2019	
2	Connecting road	# 267 on 02.11.2019	# 1144 Dt. 13.12.2019	
3	VOP Approaches	# 35 on 08.04.2019	# 476 Dt. 04.06.2019	

Abstract of Pavement Design

Connecting Road / Main Carriageway & Type of Pavement			Pavement Composition	Status	Remark
connecting Roads/ Overpass Cross Roads	Flexible Pavement	New Construction (10 MSA)	40 mm BC + 50 mm DBM +250 mm WMM + 200 mm GSB + 500 mm Subgrade with 8% effective CBR	APPROVED	Letter no. AA/VKE/PVKEPL/051/18-19/Design Review/176 dated 13.03.2019
			30 mm BC + 50 mm DBM +250 mm WMM + 200 mm GSB + 500 mm Subgrade with 10% effective CBR	APPROVED	Letter no. AA/VKE/PVKEPL/051/18-19/Design Review/176 dated 13.03.2019
			30 mm BC + 50 mm DBM +100 mm WMM + 150 mm CTSB + 500 mm Subgrade with 8% effective CBR	APPROVED	Letter no. AA/VKE/PVKEPL/051/18-19/Design Review/176 dated 13.03.2019
			30 mm BC + 50 mm DBM +100 mm WMM + 150 mm CTSB + 500 mm Subgrade with 10% effective CBR	APPROVED	Letter no. AA/VKE/PVKEPL/051/18-19/Design Review/176 dated 13.03.2019
			40 mm BC + 100 mm Aggregate Layer (WMM) + 200 mm Cemented Base + 250 mm GSB + 500 mm Subgrade with 8% effective CBR	APPROVED	Letter no. AA/VKE/PVKEPL/051/18-19/Design Review/176 dated 13.03.2019
			40 mm BC + 100 mm Aggregate Layer (WMM) + 200 mm Cemented Base + 250 mm GSB + 500 mm Subgrade with 10 % effective CBR	APPROVED	Letter no. AA/VKE/PVKEPL/051/18-19/Design Review/176 dated 13.03.2019
Main Carriage Way	Rigid Pavement	New Construction	300 mm PQC + 150 mm DLC + 150 mm GSB+ 500 mm Subgrade with 8% effective CBR	APPROVED	Letter no. AA/VKE/PVKEPL/051/18-19/Design Review/176 dated 13.03.2019

PLANT STATUS

CRUSHER:- 300 TPH @ Rajpardi for Aggregates – Functional

Batching Plant:-

1. Batching Plant (60 CUM) @ Tralsa Camp (KM 299+350 R/S) - Functional
 2. Batching Plant (112 CUM) @ Tralsa Camp (KM 299+350 R/S) - Functional
 3. Batching Plant (60 CUM) @ Dayadra (KM 300+000 L/S) - Functional
 4. Batching Plant -PQC (240 CUM) - Functional
 5. DLC Plant(300 MT)) - Functional
-

10.3 Review status of source approvals & Mix Design

Sr No	Description	Date of Approval	Approval Letter No.
1	Cement		
i	Ultra Tech Cement Ltd	02.02.2019	AA/VKE/PVKEPL/011/18-19/Q & M /048
ii	Gujrat Siddhi Cement Ltd	11.04.2019	AA/VKE/PVKEPL/070/19-20/Q & M /281
iii	Saurarashtra Cement Ltd (Hathi Cement)	13.04.2019	AA/VKE/PVKEPL/074/19-20/Q & M /289
iv	JK Lakshmi Cement Ltd	02.02.2019	AA/VKE/PVKEPL/011/18-19/Q & M /048
v	Sanghi Industries Ltd	02.02.2019	AA/VKE/PVKEPL/011/18-19/Q & M /048
vi	Birla Corporation Ltd	02.02.2019	AA/VKE/PVKEPL/011/18-19/Q & M /048
vii	Udaipur Cement works Ltd	02.02.2019	AA/VKE/PVKEPL/011/18-19/Q & M /048
viii	Nuvoco Vistas Corporation Ltd	24.06.2019	AA/VKE/PVKEPL/125/18-19/Q & M /546
ix	Wonder Cement Ltd	21.11.2019	AA/VKE/PVKEPL/211/19-20/Q & M /1048
x	Ambuja Cement Ltd	21.11.2019	AA/VKE/PVKEPL/211/19-20/Q & M /1046
2	Reinforcement Steel		
i	Jindal Steel & Power (JSPL)	13.05.2019	AA/VKE/PVKEPL/100/19-20/Q & M /393
ii	Electro Steel Pvt. Ltd	09.07.2019	AA/VKE/PVKEPL/144/19-20/Q & M /609
iii	ESSAR	09.07.2019	AA/VKE/PVKEPL/144/19-20/Q & M /609
iv	Electrotherm (India) Ltd	15.01.2020	AA/VKE/PVKEPL/284/19-20/Q & M /1310
3	Aggregates		
i	Rajpahardi (Coarse Agg)	15.02.2019	AA/VKE/PVKEPL/028/18-19/Q & M /085
ii	Nadeshwar (Fine Agg)	15.02.2019	AA/VKE/PVKEPL/029/18-19/Q & M /086
iii	Bodeli (Fine Agg)	15.02.2019	AA/VKE/PVKEPL/029/18-19/Q & M /086
4	Chemical Admixture		
i	Kunal	12.02.2019	AA/VKE/PVKEPL/018/18-19/Q & M /062
ii	BASF	12.02.2019	AA/VKE/PVKEPL/018/18-19/Q & M /062
iii	STP Limited	24.09.2019	AA/VKE/PVKEPL/184/19-20/Q & M /882
iv	CAC Pvt.Limited	21.11.2019	AA/VKE/PVKEPL/192/19-20/Q & M /1051
v	Yahska	31.08.2019	AA/VKE/PVKEPL/167/19-20/Q & M /784
vi	Sika India Pvt Ltd	04.10.2019	AA/VKE/PVKEPL/192/19-20/Q & M /925
vii	Fosroc	08.11.2019	AA/VKE/PVKEPL/201/19-20/Q & M /995
5	Fly Ash		
i	Suyog Element India Pvt. Ltd	04.10.2019	AA/VKE/PVKEPL/193/19-20/Q & M /926
a)	Micro Silica/ GGBS		
i	Suyog Element India Pvt. Ltd	04.10.2019	AA/VKE/PVKEPL/193/19-20/Q & M /926
ii	Ishita enterprises (GGBS)	13.02.2020	AA/VKE/PVKEPL/314/19-20/Q&M/1448

Sr No	Description	Date of Approval	Approval Letter No.
6	Water		
i	Bore well at Camp Ch-299+300 RHS	28.03.2019	AA/VKE/PVKEPL/041/18-19/Q & M /223
7	Hume Pipe - NP4		
i	Giriraj Hump pipe Industries	12.02.2019	AA/VKE/PVKEPL/022/18-19/Q & M /066
ii	T & G Precast Industries	24.06.2019	AA/VKE/PVKEPL/126/19-20/Q & M /547
8	GEOTEXTILE		
i	M/S Maccaferri Environmental Solutions Pvt. Lts	08.11.2019	AA/VKE/PVKEPL/202/19-20/Q & M /996
ii	M/S Manas Geo Tech India Pvt. Lts	09.12.2019	AA/VKE/PVKEPL/229/19-20/Q & M /1130
iii	M/S Techfab (India) Industries Lts	08.11.2019	AA/VKE/PVKEPL/202/19-20/Q & M /996
iv	M/S Terre Armee	09.12.2019	AA/VKE/PVKEPL/229/19-20/Q & M /1130
v	M/s Narjis International Company	19.02.2020	AA/VKE/PVKEPL/322/19-20/Q & M /1489
9	PQC MISC ITEMS		
i	M/S Yash Enterprises (Separation membrane, dowel bar sleeves	13.02.2020	AA/VKE/PVKEPL/319/19-20/Q&M/1458
ii	M/S Electrotherm (India) Ltd- MS Round bar	15.01.2020	AA/VKE/PVKEPL/284/19-20/Q&M/1310
iii	M/S Solanki plastic- (Dowel bar sleeves, separation membrane)	12.02.2020	AA/VKE/PVKEPL/310/19-20/Q&M/1442
iv	M/S Akar Engineers- (Dowel bar sleeves & Separation membrane)	19.02.2020	AA/VKE/PVKEPL/325/19-20/Q&M/1492
10	Cement Grouting Admixture		
i	BASF India Ltd	13.02.2020	AA/VKE/PVKEPL/316/19-20/Q&M/1450
ii	Fosroc	13.02.2020	AA/VKE/PVKEPL/313/19-20/Q&M/1447
11	Independent Laboratory		
i	Mukesh A Patel	12.02.2019	AA/VKE/PVKEPL/021/18-19/Q & M /065
ii	Geo Designs & Research Pvt. Ltd	11.04.2019	AA/VKE/PVKEPL/072/19-20/Q & M /283
12	Structural Items		
i	M/S Dynamic Prestress (I) Ltd (Bearing & Prestressing Materials)	26.12.2019	AA/VKE/PVKEPL/263/19-20/Q & M /1231
ii	M/S INIZ Plastomech pvt. Ltd (Sheathing Ducts)	07.01.2020	AA/VKE/PVKEPL/278/19-20/Q & M /1285
iii	M/S Sanfield India Ltd(Bearing)	09.12.2019	AA/VKE/PVKEPL/231/19-20/Q & M /1132
iv	M/s Unitech Couplers India Pvt. Ltd	23.12.2019	AA/VKE/PVKEPL/250/19-20/Q & M /1212
vi	M/s Vadol Corporation Ltd(Reinforcement couplers)	31.12.2019	AA/VKE/PVKEPL/266/19-20/Q & M /1243
vii	M/s Usha Martin Ltd(HT Strands)	07.01.2020	AA/VKE/PVKEPL/276/19-20/Q & M /1283

Sr No	Description	Date of Approval	Approval Letter No.
13	Curing Compound, Seleant		
ii	STP	24.09.2019	AA/VKE/PVKEPL/184/19-20/Q & M /882
ii	Sika India Pvt Ltd	19.02.2020	AA/VKE/PVKEPL/327/19-20/Q & M /1494
iii	BASF India Ltd	13.02.2020	AA/VKE/PVKEPL/316/19-20/Q&M/1450
iv	Choksy Chemical pvt Ltd	26.02.2020	AA/VKE/PVKEPL/351/19-20/Q&M/1640
14	Borrow Area		
1	1	23.02.19	AA/VKE/PVKEPL/037/18-19/Q & M /119
2	1-Extension	24.05.19	AA/VKE/PVKEPL/107/19-20/Q & M /430
3	1-A	24.05.19	AA/VKE/PVKEPL/107/19-20/Q & M /430
4	1-B	24.05.19	AA/VKE/PVKEPL/107/19-20/Q & M /430
5	1-C	20.08.19	AA/VKE/PVKEPL/164/19-20/Q & M /754
6	1-D	16.10.19	AA/VKE/PVKEPL/194/19-20/Q & M /950
7	1-E	16.10.19	AA/VKE/PVKEPL/194/19-20/Q & M /950
8	2	23.02.19	AA/VKE/PVKEPL/031/18-19/Q & M /113
9	2-A	24.05.19	AA/VKE/PVKEPL/107/19-20/Q & M /430
10	2-B	24.05.19	AA/VKE/PVKEPL/107/19-20/Q & M /430
11	2-C	16.10.19	AA/VKE/PVKEPL/194/19-20/Q & M /950
12	2-D	16.10.19	AA/VKE/PVKEPL/194/19-20/Q & M /950
13	3	23.02.19	AA/VKE/PVKEPL/038/18-19/Q & M /120
14	3-A	16.10.19	AA/VKE/PVKEPL/194/19-20/Q & M /950
15	4	23.02.19	AA/VKE/PVKEPL/030/18-19/Q & M /114
16	4-B	24.05.19	AA/VKE/PVKEPL/107/19-20/Q & M /430
17	4-C	24.05.19	AA/VKE/PVKEPL/107/19-20/Q & M /430
18	4-D	01.07.19	AA/VKE/PVKEPL/136/19-20/Q & M /579
19	4-E	29.07.19	AA/VKE/PVKEPL/156/19-20/Q & M /680
20	4-F	16.10.19	AA/VKE/PVKEPL/194/19-20/Q & M /950
21	4-G	16.10.19	AA/VKE/PVKEPL/194/19-20/Q & M /950
22	5	23.02.19	AA/VKE/PVKEPL/032/18-19/Q & M /116
23	5-A	20.08.19	AA/VKE/PVKEPL/164/18-19/Q & M /754
24	5-B	16.10.19	AA/VKE/PVKEPL/194/19-20/Q & M /950
25	6	23.02.19	AA/VKE/PVKEPL/030/18-19/Q & M /114
26	6-A	01.07.19	AA/VKE/PVKEPL/135/19-20/Q & M /578
27	6-B	16.10.19	AA/VKE/PVKEPL/194/19-20/Q & M /950
28	6-C	16.10.19	AA/VKE/PVKEPL/194/19-20/Q & M /950
29	7	11.04.19	AA/VKE/PVKEPL/071/19-20/Q & M /282
30	8	23.02.19	AA/VKE/PVKEPL/030/18-19/Q & M /114
31	8-A	24.05.19	AA/VKE/PVKEPL/107/19-20/Q & M /430
32	8-B	24.05.19	AA/VKE/PVKEPL/107/19-20/Q & M /430

Sr No	Description	Date of Approval	Approval Letter No.
33	8-C	16.10.19	AA/VKE/PVKEPL/194/19-20/Q & M /950
34	8-D	16.10.19	AA/VKE/PVKEPL/194/19-20/Q & M /950
35	9	23.02.19	AA/VKE/PVKEPL/036/18-19/Q & M /118
36	10	23.02.19	AA/VKE/PVKEPL/035/18-19/Q & M /117
37	10-A	24.05.19	AA/VKE/PVKEPL/107/19-20/Q & M /430
38	10-B	24.05.19	AA/VKE/PVKEPL/107/19-20/Q & M /430
39	10-C	16.10.19	AA/VKE/PVKEPL/194/19-20/Q & M /950
40	11	23.02.19	AA/VKE/PVKEPL/031/18-19/Q & M /115
41	11-A	24.05.19	AA/VKE/PVKEPL/107/19-20/Q & M /430
42	11-B	24.05.19	AA/VKE/PVKEPL/107/19-20/Q & M /430
43	12	11.04.19	AA/VKE/PVKEPL/071/19-20/Q & M /282
44	12-A	16.10.19	AA/VKE/PVKEPL/194/19-20/Q & M /950
45	13	11.04.19	AA/VKE/PVKEPL/071/19-20/Q & M /282
46	14	11.04.19	AA/VKE/PVKEPL/071/19-20/Q & M /282
47	14-A	16.10.19	AA/VKE/PVKEPL/194/19-20/Q & M /950
48	15	11.04.19	AA/VKE/PVKEPL/071/19-20/Q & M /282
49	16	11.04.19	AA/VKE/PVKEPL/071/19-20/Q & M /282
50	17	11.04.19	AA/VKE/PVKEPL/071/19-20/Q & M /282
51	18	11.04.19	AA/VKE/PVKEPL/071/19-20/Q & M /282
52	18-A	29.07.19	AA/VKE/PVKEPL/156/19-20/Q & M /680
53	19	11.04.19	AA/VKE/PVKEPL/071/19-20/Q & M /282
54	20	24.05.19	AA/VKE/PVKEPL/107/19-20/Q & M /430
55	20-A	20.08.19	AA/VKE/PVKEPL/164/18-19/Q & M /754
56	21	24.05.19	AA/VKE/PVKEPL/107/19-20/Q & M /430
57	22	24.05.19	AA/VKE/PVKEPL/107/19-20/Q & M /430
58	23	24.05.19	AA/VKE/PVKEPL/107/19-20/Q & M /430
59	24	24.05.19	AA/VKE/PVKEPL/107/19-20/Q & M /430
60	24A	29.07.19	AA/VKE/PVKEPL/156/19-20/Q & M /680
61	25	24.06.19	AA/VKE/PVKEPL/127/19-20/Q & M /548
62	25-A	01.07.19	AA/VKE/PVKEPL/136/19-20/Q & M /579
63	25-B	20.08.19	AA/VKE/PVKEPL/164/18-19/Q & M /754
64	26	24.06.19	AA/VKE/PVKEPL/127/19-20/Q & M /548
65	27	24.06.19	AA/VKE/PVKEPL/127/19-20/Q & M /548
66	28	24.06.19	AA/VKE/PVKEPL/127/19-20/Q & M /548
67	28-A	29.07.19	AA/VKE/PVKEPL/156/19-20/Q & M /680
68	29	24.06.19	AA/VKE/PVKEPL/127/19-20/Q & M /548
69	30	24.06.19	AA/VKE/PVKEPL/127/19-20/Q & M /548
70	31	24.06.19	AA/VKE/PVKEPL/127/19-20/Q & M /548
71	31-A	20.08.19	AA/VKE/PVKEPL/164/18-19/Q & M /754

Sr No	Description	Date of Approval	Approval Letter No.
72	32	24.06.19	AA/VKE/PVKEPL/127/19-20/Q & M /548
73	33	24.06.19	AA/VKE/PVKEPL/127/19-20/Q & M /548
74	36	20.08.19	AA/VKE/PVKEPL/164/18-19/Q & M /754
75	37	21.11.19	AA/VKE/PVKEPL/212/19-20/Q & M /1047
76	38	21.11.19	AA/VKE/PVKEPL/212/19-20/Q & M /1047
77	39	29.11.19	AA/VKE/PVKEPL/212/19-20/Q & M /1047
78	26A	21.11.19	AA/VKE/PVKEPL/221/19-20/Q & M /1079
79	40	29.11.19	AA/VKE/PVKEPL/222/19-20/Q & M /1080
80	41	29.11.19	AA/VKE/PVKEPL/223/19-20/Q & M /1081
81	4-I	29.11.19	AA/VKE/PVKEPL/223/19-20/Q & M /1081
82	38-A	09.12.19	AA/VKE/PVKEPL/230/19-20/Q & M /1131
83	42	23.12.19	AA/VKE/PVKEPL/257/19-20/Q & M /1219
84	43	23.12.19	AA/VKE/PVKEPL/257/19-20/Q & M /1219
85	44	23.12.19	AA/VKE/PVKEPL/256/19-20/Q & M /1218
86	42-A	31.12.19	AA/VKE/PVKEPL/267/19-20/Q & M /1244
87	44-A	31.12.19	AA/VKE/PVKEPL/267/19-20/Q & M /1244
88	44-B	31.12.19	AA/VKE/PVKEPL/267/19-20/Q & M /1244
89	26-B	31.12.19	AA/VKE/PVKEPL/267/19-20/Q & M /1244
90	23-A	01.01.20	AA/VKE/PVKEPL/270/19-20/Q&M/1257
91	45	01.01.20	AA/VKE/PVKEPL/270/19-20/Q&M/1257
92	37-A	07.01.20	AA/VKE/PVKEPL/277/19-20/Q&M/1284
93	46	07.01.20	AA/VKE/PVKEPL/277/19-20/Q&M/1284
94	47	07.01.20	AA/VKE/PVKEPL/277/19-20/Q&M/1284
95	25-E	06.02.20	AA/VKE/PVKEPL/317/19-20/Q&M/1451
96	49	06.02.20	AA/VKE/PVKEPL/298/19-20/Q&M/1396
97	41-A	06.02.20	AA/VKE/PVKEPL/298/19-20/Q&M/1396
98	50	06.02.20	AA/VKE/PVKEPL/298/19-20/Q&M/1396
99	23-B	06.02.20	AA/VKE/PVKEPL/298/19-20/Q&M/1396
100	51	06.02.20	AA/VKE/PVKEPL/298/19-20/Q&M/1396
101	49-A	06.02.20	AA/VKE/PVKEPL/299/19-20/Q&M/1397
102	41-B	06.02.20	AA/VKE/PVKEPL/299/19-20/Q&M/1397
103	27-A	06.02.20	AA/VKE/PVKEPL/299/19-20/Q&M/1397
104	52	06.02.20	AA/VKE/PVKEPL/299/19-20/Q&M/1397
105	35-A	06.02.20	AA/VKE/PVKEPL/300/19-20/Q&M/1398
106	41-C	06.02.20	AA/VKE/PVKEPL/300/19-20/Q&M/1398
107	53	06.02.20	AA/VKE/PVKEPL/300/19-20/Q&M/1398
108	43-B	06.02.20	AA/VKE/PVKEPL/301/19-20/Q&M/1399
109	42-C	13.02.20	AA/VKE/PVKEPL/315/19-20/Q&M/1449
110	48	13.02.20	AA/VKE/PVKEPL/315/19-20/Q&M/1449

Sr No	Description	Date of Approval	Approval Letter No.
111	35-B	12.02.20	AA/VKE/PVKEPL/308/19-20/Q&M/1440
112	47-A	12.02.20	AA/VKE/PVKEPL/308/19-20/Q&M/1440
113	55	19.02.20	AA/VKE/PVKEPL/326/19-20/Q&M/1493
114	56	19.02.20	AA/VKE/PVKEPL/326/19-20/Q&M/1493
115	57	19.02.20	AA/VKE/PVKEPL/326/19-20/Q&M/1493
116	37-B	19.02.20	AA/VKE/PVKEPL/326/19-20/Q&M/1493
117	47-B	19.02.20	AA/VKE/PVKEPL/326/19-20/Q&M/1493
118	5-C	22.02.20	AA/VKE/PVKEPL/330/19-20/Q&M/1510
119	53-A	22.02.20	AA/VKE/PVKEPL/330/19-20/Q&M/1510
120	54	19.02.20	AA/VKE/PVKEPL/323/19-20/Q&M/1490
121	49-B	19.02.20	AA/VKE/PVKEPL/323/19-20/Q&M/1490
122	49-C	20.03.20	AA/VKE/PVKEPL/347/19-20/Q&M/1636
123	53-B	20.03.20	AA/VKE/PVKEPL/348/19-20/Q&M/1637
124	57-A	20.03.20	AA/VKE/PVKEPL/348/19-20/Q&M/1637
125	53-C	20.03.20	AA/VKE/PVKEPL/345/19-20/Q&M/1634
126	26-C	20.03.20	AA/VKE/PVKEPL/346/19-20/Q&M/1635
127	52-A	20.03.20	AA/VKE/PVKEPL/346/19-20/Q&M/1635
128	56-A	20.03.20	AA/VKE/PVKEPL/346/19-20/Q&M/1635
15	GSB Mix Design	20.08.19	AA/VKE/PVKEPL/161/18-19/Q & M /751
16	WMM Mix Design	24.09.19	AA/VKE/PVKEPL/182/18-19/Q & M /880
17	PQC Mix Design		
1	PQC Mix Design with Wonder cement-43 grade, flyash & BASF Admixture	13.02.2020	AA/VKE/PVKEPL/318/19-20/Q&M/1457
2	PQC Mix Design with Sidhee cement-53 grade, flyash & BASF Admixture	19.02.2020	AA/VKE/PVKEPL/324/19-20/Q&M/1491
3	PQC Mix Design with Wonder cement-53 grade & BASF Admixture	20.03.20	AA/VKE/PVKEPL/349/19-20/Q&M/1638
4	PQC Mix Design with Saurashtra cement-43 grade, GGBS & BASF Admixture	20.03.20	AA/VKE/PVKEPL/352/19-20/Q&M/1641
18	DLC Mix Design		
1	DLC Mix design with Sidhee OPC53 cement & Flyash	21.11.19	AA/VKE/PVKEPL/211/19-20/Q & M /1052
2	DLC Mix design with Sidhee OPC53 cement	21.11.19	AA/VKE/PVKEPL/211/19-20/Q & M /1049
19	Concrete Mix Design		
1	M30 RCC (Sidhee opc 53+ Kunal admixture)	20.08.2019	AA/VKE/PVKEPL/163/18-19/Q & M /753

Sr No	Description	Date of Approval	Approval Letter No.
2	M30 RCC (Sidhee opc 53+ Kunal admixture)	20.08.2019	AA/VKE/PVKEPL/163/18-19/Q & M /753
3	M35 RCC (Sidhee opc 53+ Kunal admixture)	20.08.2019	AA/VKE/PVKEPL/163/18-19/Q & M /753
4	M35 PILE (Sidhee opc 53+ Kunal admixture)	20.08.2019	AA/VKE/PVKEPL/163/18-19/Q & M /753
5	M40 RCC (Sidhee opc 53+ Kunal admixture)	20.08.2019	AA/VKE/PVKEPL/163/18-19/Q & M /753
6	M25 PCC (Ultratech opc 53+ Kunal admixture)	20.08.2019	AA/VKE/PVKEPL/163/18-19/Q & M /753
7	M30 RCC (Ultratech opc 53+ Kunal admixture)	20.08.2019	AA/VKE/PVKEPL/163/18-19/Q & M /753
8	M35 RCC (Ultratech opc 53+ Kunal admixture)	20.08.2019	AA/VKE/PVKEPL/163/18-19/Q & M /753
9	M35 PILE (Ultratech opc 53+ Kunal admixture)	24.09.2019	AA/VKE/PVKEPL/178/18-19/Q & M /876
10	M40 RCC (Ultratech opc 53+ Kunal admixture)	24.09.2019	AA/VKE/PVKEPL/178/18-19/Q & M /876
11	M30 RCC (Sidhee opc 53+ BASF admixture)	04.10.19	AA/VKE/PVKEPL/191/18-19/Q & M /924
12	M35 Pile (Sidhee opc 53+ BASF admixture)	04.10.19	AA/VKE/PVKEPL/191/18-19/Q & M /924
13	M30 RCC (Sidhee opc 53+ Yahska admixture)	08.11.19	AA/VKE/PVKEPL/204/18-19/Q & M /998
14	M35 Pile (Sidhee opc 53+ Yahska admixture)	08.11.19	AA/VKE/PVKEPL/204/18-19/Q & M /998
15	M35 RCC (Sidhee opc 53+ BASF admixture)	08.11.19	AA/VKE/PVKEPL/203/18-19/Q & M /997
16	M40 RCC (Sidhee opc 53+ BASF admixture)	08.11.19	AA/VKE/PVKEPL/203/18-19/Q & M /997
17	M50 PSC (Ultratech opc 53+ BASF admixture)	23.12.19	AA/VKE/PVKEPL/253/18-19/Q & M /1215
18	M50 PSC (Sidhee opc 53+ BASF admixture)	23.12.19	AA/VKE/PVKEPL/252/18-19/Q & M /1214
19	M25 PCC (Sidhee opc 53+ Sika admixture)	23.12.19	AA/VKE/PVKEPL/254/18-19/Q & M /1216
20	M30 RCC (Sidhee opc 53+ Sika admixture)	23.12.19	AA/VKE/PVKEPL/254/18-19/Q & M /1216
21	M35 RCC (Sidhee opc 53+ Sika admixture)	23.12.19	AA/VKE/PVKEPL/254/18-19/Q & M /1216
22	M35 Pile (Sidhee opc 53+ Sika admixture)	23.12.19	AA/VKE/PVKEPL/254/18-19/Q & M /1216
23	M25 PCC (Sidhee OPC 53+Flyash+Sika admixture)	31.12.19	AA/VKE/PVKEPL/265/18-19/Q & M /1242
24	M25 PCC (JK Lakshmi OPC 53+Flyash+BASF admixture)	31.12.19	AA/VKE/PVKEPL/265/18-19/Q & M /1242
25	M30 RCC (JK Lakshmi OPC 53+Flyash+Sika admixture)	31.12.19	AA/VKE/PVKEPL/265/18-19/Q & M /1242
26	M35 RCC (Sidhee OPC 53+Flyash+Fosroc admixture)	31.12.19	AA/VKE/PVKEPL/265/18-19/Q & M /1242
27	M35 RCC (JK Lakshmi OPC 53+Flyash+Fosroc admixture)	31.12.19	AA/VKE/PVKEPL/265/18-19/Q & M /1242
28	M35 RCC (Sanghee OPC 53+Flyash+Sika admixture)	31.12.19	AA/VKE/PVKEPL/265/18-19/Q & M /1242
29	M35 Pile (JK Lakshmi OPC 53+Flyash+BASF admixture)	31.12.19	AA/VKE/PVKEPL/265/18-19/Q & M /1242
30	M35 Pile (JK Lakshmi OPC 53+Flyash+Sika admixture)	31.12.19	AA/VKE/PVKEPL/265/18-19/Q & M /1242
31	M40 RCC (JK Lakshmi OPC 53+Flyash+BASF admixture)	31.12.19	AA/VKE/PVKEPL/265/18-19/Q & M /1242
32	M45 RCC (Sanghee OPC 53+Flyash+Fosroc admixture)	31.12.19	AA/VKE/PVKEPL/265/18-19/Q & M /1242
33	M45 RCC (Sourashtra OPC 53+Flyash+Fosroc admixture)	31.12.19	AA/VKE/PVKEPL/265/18-19/Q & M /1242

Sr No	Description	Date of Approval	Approval Letter No.
34	M50 PSC (Sourashtra OPC 53+Flyash+Fosroc admixture)	31.12.19	AA/VKE/PVKEPL/265/18-19/Q & M /1242

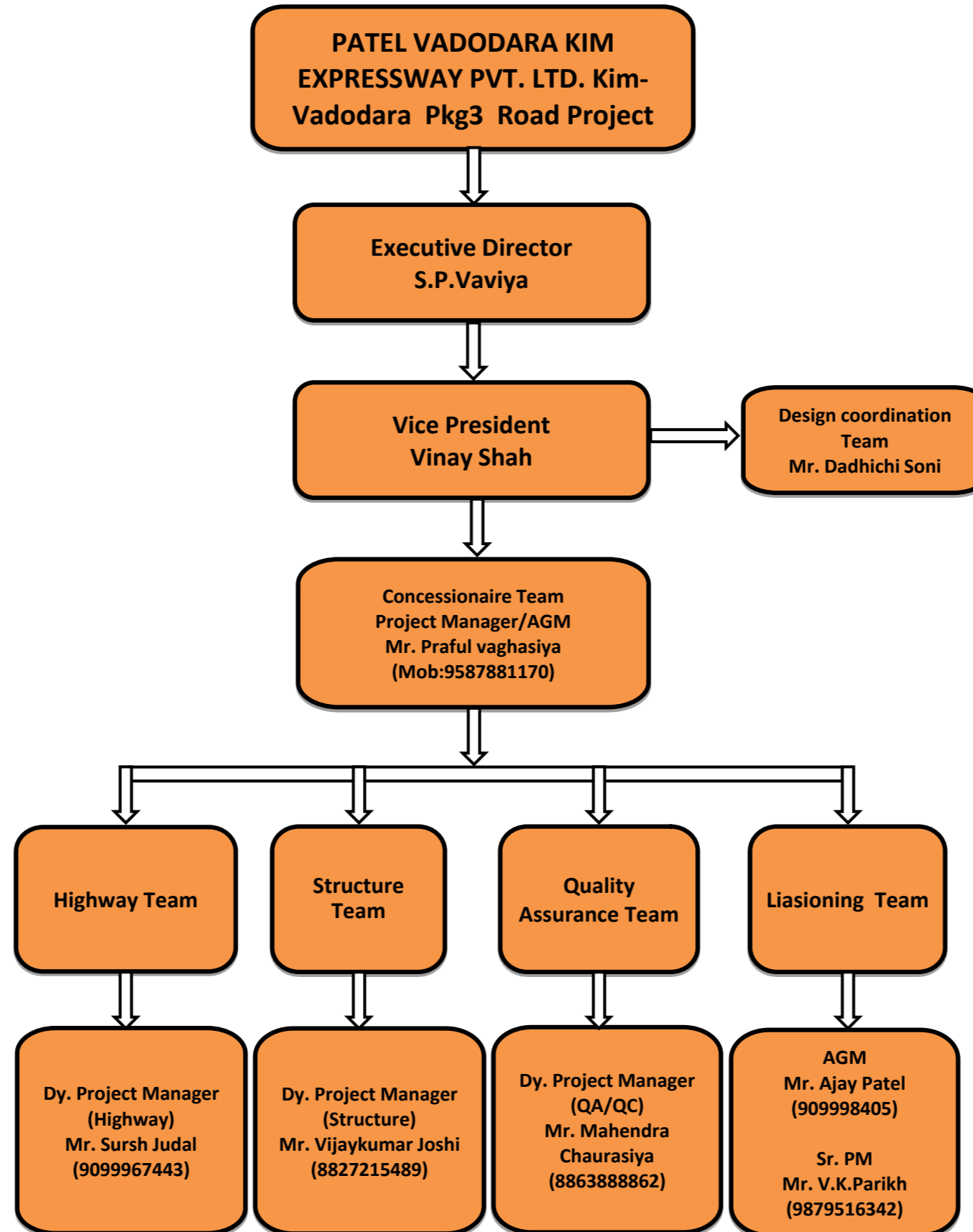
Borrow Area:-

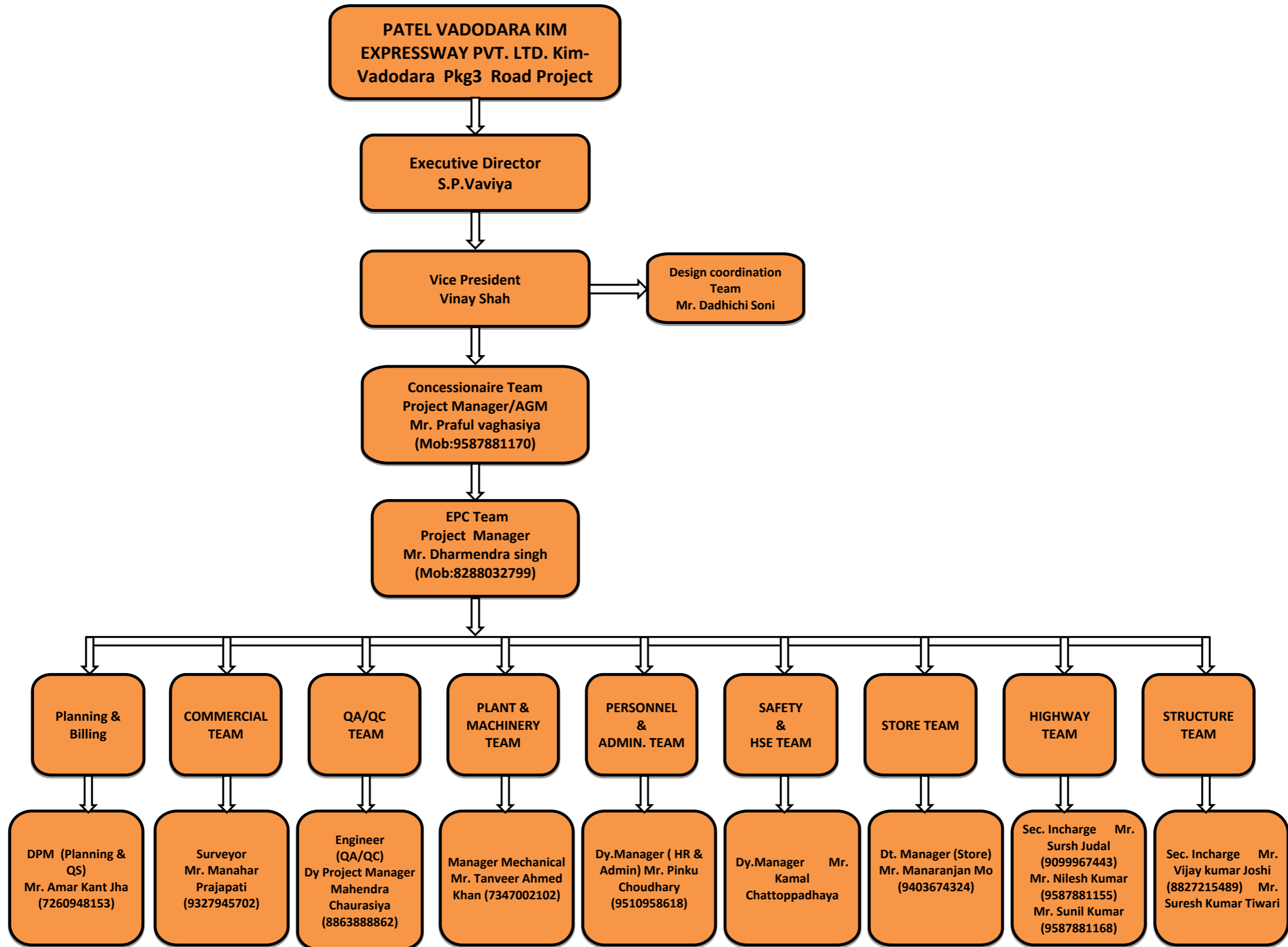
Status	Number of Borrow areas	Qty(Cum)
Approved	129	4513213
Submitted	25	1091157
Total	154	5604410

NCR Status :-

Sr. No.	NCPN NO	ISSUED DATE	DESCRIPTION OF NON-CONFORMANCE	DESCRIPTION OF REMEDIAL ACTION	REMEDIAL ACTION		CLOSED OUT DATE	REMARK
					YES	NO		
1	IE/NCR/PKG-III/001	12.11.2019	Embankment construction is carried out without treatment of OGL soil	Prooved OGL is Suitable	Yes		13.11.19	NCR Closed
2	IE/NCR/PKG-III/002	12.11.2019	Embankment construction is carried out without treatment of OGL soil	Prooved OGL is Suitable	Yes		13.11.19	NCR Closed
3	IE/NCR/PKG-III/003	12.11.2019	Depressed PUP raft at ch-304+170	Raft Level raised	Yes		13.11.19	NCR Closed
4	IE/NCR/PKG-III/004	14.10.2019	Depressed PUP raft at ch-305+058 and ch-309+550 PCC done without ground improvement	Ground Improvement done	Yes		23.10.19	NCR Closed
5	IE/NCR/PKG-III/005	12.08.2019	Back filling below the hume pipe not done properly at ch-303+408	Done properly	Yes		12.08.19	NCR Closed

Project Organization Chart





Annexure 03 RFI Summary

Structure RFI										
Sr. NO.	RFI NO.	Inspection date	Item Description	Chainage From	Chainage To	Side	Contact Person	Contact Number	Remarks	
1	VKE-3/PIL/STR/8867	21-Apr-20	Checking of Reinforcement & Shuttering for PUP Slab	317+460		LHS	Mr Bipin	85777016415		
2	VKE-3/PIL/STR/8868	21-Apr-20	Checking of Reinforcement & Shuttering for PUP A1&A2 wall final lift & Slab	314+850		LHS				
3	VKE-3/PIL/STR/8869	21-Apr-20	Checking of Reinforcement & Shuttering for Ret. Wall 5th lift	322+450	322+470	LHS				
4	VKE-3/PIL/STR/8870	21-Apr-20	Checking of Reinforcement & Shuttering for Mnb Raft A2	313+809		LHS				
5	VKE-3/PIL/STR/8871	21-Apr-20	Checking of Reinforcement & Shuttering for PUP Slab	306+820		RHS			Mr Shankar	8348074649
6	VKE-3/PIL/STR/8872	21-Apr-20	Checking of Reinforcement & Shuttering for Abutment & Ret. Wall 3rd lift A1	309+840		RHS				
7	VKE-3/PIL/STR/8873	21-Apr-20	Pouring M35 grade of concrete for Abutment & Ret. Wall 3rd lift A1	309+840		RHS				
8	VKE-3/PIL/STR/8874	21-Apr-20	Checking of Reinforcement & Shuttering for Mnb Raft A2	309+840		RHS				
9	VKE-3/PIL/STR/8875	21-Apr-20	Checking of Reinforcement & Shuttering for PUP A1&A2 wall final lift & Slab	301+790		LHS				
10	VKE-3/PIL/STR/8876	21-Apr-20	Pouring M35 grade of concrete for PUP A1&A2 wall final lift	301+790		LHS				
1	VKE-3/PIL/STR/8877	22-Apr-20	Checking of Reinforcement & Formwork for Slab	301+790		LHS	Mr. Vijay	9816259032	PUP	
2	VKE-3/PIL/STR/8878	22-Apr-20	Pouring M35 grade of concrete for Slab	301+790		LHS				
3	VKE-3/PIL/STR/8879	22-Apr-20	Checking of Reinforcement & Formwork for A1 wall 1st lift	317+485		LHS	Mr Bipin	85777016415	BC	
4	VKE-3/PIL/STR/8880	22-Apr-20	Pouring M30 grade of concrete for A1 wall 1st lift	317+485		LHS				
5	VKE-3/PIL/STR/8881	22-Apr-20	Checking of Reinforcement & Formwork for A1 wall & partition wall P1 1st lift	314+314		LHS				MNB
6	VKE-3/PIL/STR/8882	22-Apr-20	Pouring M35 grade of concrete for A1 wall & partition wall P1 1st lift	314+314		LHS				
1	VKE-3/PIL/STR/8883	28-Apr-20	Checking of Reinforcement & Formwork for Raft	313+809		LHS	Mr Bipin	85777016415	MNB	
2	VKE-3/PIL/STR/8884	28-Apr-20	Pouring M35 grade of concrete for Raft	313+809		LHS				
3	VKE-3/PIL/STR/8885	28-Apr-20	Checking of Reinforcement & Formwork for Haunch & Top Slab	306+820		RHS	Mr. Shankar	8945938534	PUP	
4	VKE-3/PIL/STR/8886	28-Apr-20	Pouring M35 grade of concrete for Haunch & Top Slab	306+820		RHS				
5	VKE-3/PIL/STR/8887	28-Apr-20	Checking of Reinforcement & Formwork for A1 & A2 wall 1st lift	306+820		LHS				PUP Service Road Portion
6	VKE-3/PIL/STR/8888	28-Apr-20	Pouring M35 grade of concrete for A1 & A2 wall 1st lift	306+820		LHS				
1	VKE-3/PIL/STR/8889	29-Apr-20	Checking of Reinforcement & Formwork for Raft	297+472		RHS	Mr Bipin	85777016415	MNB	
2	VKE-3/PIL/STR/8890	29-Apr-20	Pouring M35 grade of concrete for Raft	297+472		RHS				
3	VKE-3/PIL/STR/8891	29-Apr-20	Checking of Reinforcement & Formwork for Haunch & Top Slab	317+460		LHS				PUP
4	VKE-3/PIL/STR/8892	29-Apr-20	Pouring M35 grade of concrete for Haunch & Top Slab	317+460		LHS				
5	VKE-3/PIL/STR/8893	29-Apr-20	Checking of Reinforcement & Formwork for A1 & A2 wall Final lift	317+485		LHS				BC
6	VKE-3/PIL/STR/8894	29-Apr-20	Pouring M30 grade of concrete for A1 & A2 wall Final lift	317+485		LHS				
7	VKE-3/PIL/STR/8895	29-Apr-20	Checking of Reinforcement & Formwork for A1 wall 2nd lift	313+055		RHS				PUP
8	VKE-3/PIL/STR/8896	29-Apr-20	Pouring M35 grade of concrete for A1 wall 2nd lift	313+055		RHS				
9	VKE-3/PIL/STR/8897	29-Apr-20	Checking of Reinforcement & Formwork for A2 wall 1st lift	313+055		RHS				PUP
10	VKE-3/PIL/STR/8898	29-Apr-20	Pouring M35 grade of concrete for A2 wall 1st lift	313+055		RHS				

Annexure 03 RFI Summary

Structure RFI									
Sr. NO.	RFI NO.	Inspection date	Item Description	Chainage From	Chainage To	Side	Contact Person	Contact Number	Remarks
11	VKE-3/PIL/STR/8899	29-Apr-20	Checking of Reinforcement & Formwork for A1 & A2 wall 1st lift	306+820		LHS	Mr. Shankar	8945938534	PUP Service Road Portion
12	VKE-3/PIL/STR/8900	29-Apr-20	Pouring M35 grade of concrete for A1 & A2 wall 1st lift	306+820		LHS			
13	VKE-3/PIL/STR/8901	29-Apr-20	Checking of Reinforcement & Formwork for P1 pier shaft 4th lift	299+354		LHS			FO
14	VKE-3/PIL/STR/8902	29-Apr-20	Pouring M35 grade of concrete for P1 pier shaft 4th lift	299+354		LHS			
15	VKE-3/PIL/STR/8903	29-Apr-20	Checking of Reinforcement & Formwork for A1 Abt. shaft 2nd lift	299+354		LHS			FO
16	VKE-3/PIL/STR/8904	29-Apr-20	Pouring M35 grade of concrete for A1 Abt. shaft 2nd lift	299+354		LHS			
17	VKE-3/PIL/STR/8905	29-Apr-20	Profile Checking for G4 & G6 girder for A1-P1 Span	302+733		LHS			MNB
18	VKE-3/PIL/STR/8906	29-Apr-20	Checking of Reinforcement & Formwork for A1 Abt. shaft 2nd lift	310+717		RHS			MNB
19	VKE-3/PIL/STR/8907	29-Apr-20	Pouring M35 grade of concrete for A1 Abt. shaft 2nd lift	310+717		RHS			
1	VKE-3/PIL/STR/8908	30-Apr-20	Checking of Reinforcement & Formwork for A1 wall 4th lift	318+870		RHS	Mr Bipin	85777016415	MNB
2	VKE-3/PIL/STR/8909	30-Apr-20	Pouring M35 grade of concrete for A1 wall 4th lift	318+870		RHS			
3	VKE-3/PIL/STR/8910	30-Apr-20	Checking of Formwork & Pouring M50 grade of concrete for girder G3 of A1-P1 Span	318+870		RHS			MNB
4	VKE-3/PIL/STR/8911	30-Apr-20	Checking of Reinforcement & Formwork for Raft	309+840		RHS			MNB
5	VKE-3/PIL/STR/8912	30-Apr-20	Pouring M35 grade of concrete for Raft	309+840		RHS			
6	VKE-3/PIL/STR/8913	30-Apr-20	Checking of Reinforcement & Formwork for A1 wall 1st lift	309+840		LHS			MNB
7	VKE-3/PIL/STR/8914	30-Apr-20	Pouring M35 grade of concrete for A1 wall 1st lift	309+840		LHS			
8	VKE-3/PIL/STR/8915	30-Apr-20	Checking of Reinforcement & Formwork for A2 wall 3rd lift	309+840		LHS			MNB
9	VKE-3/PIL/STR/8916	30-Apr-20	Pouring M35 grade of concrete for A2 wall 3rd lift	309+840		LHS			
10	VKE-3/PIL/STR/8917	30-Apr-20	Checking of Reinforcement & Formwork for A1 Abt. shaft 2nd lift	310+725		RHS			MNB
11	VKE-3/PIL/STR/8918	30-Apr-20	Pouring M35 grade of concrete for A1 Abt. shaft 2nd lift	310+725		RHS			
12	VKE-3/PIL/STR/8919	30-Apr-20	Checking of Reinforcement & Formwork for top slab	294+085		RHS	Mr. Ishan	9904068001	MNB
13	VKE-3/PIL/STR/8920	30-Apr-20	Pouring M35 grade of concrete for top slab	294+085		RHS			
14	VKE-3/PIL/STR/8921	30-Apr-20	Checking of Reinforcement & Formwork for P9A pier shaft 4th lift	293+014		RHS	Mr. Amit	8218198459	ROB
15	VKE-3/PIL/STR/8922	30-Apr-20	Pouring M35 grade of concrete for P9A pier shaft 4th lift	293+014		RHS			
16	VKE-3/PIL/STR/8923	30-Apr-20	Checking of Reinforcement & Formwork for P7 pier shaft 1st lift	293+014		LHS			
17	VKE-3/PIL/STR/8924	30-Apr-20	Pouring M35 grade of concrete for P7 pier shaft 1st lift	293+014		LHS			
18	VKE-3/PIL/STR/8925	30-Apr-20	Checking of Reinforcement & Formwork for P14 pier shaft 3rd lift	293+014		LHS			
19	VKE-3/PIL/STR/8926	30-Apr-20	Pouring M35 grade of concrete for P14 pier shaft 3rd lift	293+014		LHS			

Highway RFI

Sr. NO.	RFI NO.	Inspection date	Item Description	Chainage		Side	Contact Person	Contact Number
				From	To			
1	VKE-3/PIL/HW/7759	21-Apr-20	EMB 18th. Layer F.D.D	303+820	304+000	LHS	Mr Shailendra Singh	6354604972
2	VKE-3/PIL/HW/7760	21-Apr-20	EMB 16th. Layer F.D.D	303+820	304+000	RHS		
3	VKE-3/PIL/HW/7761	21-Apr-20	EMB Top Layer F.D.D & level checking	303+020	303+180	LHS		
4	VKE-3/PIL/HW/7762	21-Apr-20	EMB Top Layer F.D.D & level checking	303+020	303+180	RHS		
5	VKE-3/PIL/HW/7763	21-Apr-20	Subgrade Top Layer F.D.D & level checking	303+280	303+360	RHS		
6	VKE-3/PIL/HW/7764	21-Apr-20	Subgrade Top Layer F.D.D & level checking	303+360	303+460	RHS		
7	VKE-3/PIL/HW/7765	21-Apr-20	EMB 13th. Layer F.D.D	307+450	307+670	RHS		
8	VKE-3/PIL/HW/7766	21-Apr-20	EMB 11th. Layer F.D.D	307+340	307+500	LHS		
9	VKE-3/PIL/HW/7767	21-Apr-20	EMB 6th. Layer F.D.D	307+000	307+080	LHS		
10	VKE-3/PIL/HW/7768	21-Apr-20	EMB 6th. Layer F.D.D	307+080	307+150	BHS		
11	VKE-3/PIL/HW/7769	21-Apr-20	EMB 3rd. Layer F.D.D	307+300	307+340	BHS		
12	VKE-3/PIL/HW/7770	21-Apr-20	EMB 4th. Layer F.D.D	307+300	307+340	BHS		
13	VKE-3/PIL/HW/7771	21-Apr-20	EMB 18th. Layer F.D.D	310+850	311+020	RHS		
14	VKE-3/PIL/HW/7772	21-Apr-20	EMB 18th. Layer F.D.D	311+500	311+620	BHS		
15	VKE-3/PIL/HW/7773	21-Apr-20	EMB 15th. Layer F.D.D	321+300	321+400	LHS		
16	VKE-3/PIL/HW/7774	21-Apr-20	EMB 10th. Layer F.D.D	321+400	321+480	RHS		
17	VKE-3/PIL/HW/7775	21-Apr-20	EMB 13th. Layer F.D.D	315+250	315+450	RHS		
18	VKE-3/PIL/HW/7776	21-Apr-20	EMB 13th. Layer F.D.D	315+450	315+700	RHS		
19	VKE-3/PIL/HW/7777	21-Apr-20	EMB 13th. Layer F.D.D	315+450	315+700	LHS		
20	VKE-3/PIL/HW/7778	21-Apr-20	Subgrade 1st. Layer F.D.D	317+560	317+650	LHS		
21	VKE-3/PIL/HW/7779	21-Apr-20	Subgrade 1st. Layer F.D.D	317+650	317+900	LHS		
1	VKE-3/PIL/HW/7780	22-Apr-20	EMB 24th. Layer F.D.D	295+700	295+880	LHS	Shailendra Si	6354604972
2	VKE-3/PIL/HW/7781	22-Apr-20	EMB 21st. Layer F.D.D	295+880	295+980	LHS		
3	VKE-3/PIL/HW/7782	22-Apr-20	EMB 19th. Layer F.D.D	295+600	295+700	RHS		
4	VKE-3/PIL/HW/7783	22-Apr-20	EMB 20th. Layer F.D.D	295+700	295+800	RHS		
5	VKE-3/PIL/HW/7784	22-Apr-20	EMB 12th. Layer F.D.D	298+800	298+850	LHS		
6	VKE-3/PIL/HW/7785	22-Apr-20	EMB 8th. Layer F.D.D with copper slab mix	298+750	298+800	RHS		
7	VKE-3/PIL/HW/7786	22-Apr-20	EMB 4th. Layer F.D.D	292+000	292+380	LHS		
8	VKE-3/PIL/HW/7787	22-Apr-20	EMB 4th. Layer F.D.D	292+000	292+380	RHS		
9	VKE-3/PIL/HW/7788	22-Apr-20	EMB 18th. Layer F.D.D	311+500	311+620	BHS		
10	VKE-3/PIL/HW/7789	22-Apr-20	EMB 8th. Layer F.D.D	315+700	315+820	BHS		
11	VKE-3/PIL/HW/7790	22-Apr-20	EMB Top Layer F.D.D & level checking	303+020	303+180	LHS		
12	VKE-3/PIL/HW/7791	22-Apr-20	EMB Top Layer F.D.D & level checking	303+020	303+180	RHS		
13	VKE-3/PIL/HW/7792	22-Apr-20	Subgrade Top Layer F.D.D & level checking	303+280	303+360	RHS		
14	VKE-3/PIL/HW/7793	22-Apr-20	Subgrade Top Layer F.D.D & level checking	303+360	303+460	RHS		
15	VKE-3/PIL/HW/7794	22-Apr-20	EMB 6th. Layer F.D.D	300+840	300+970	BHS		
16	VKE-3/PIL/HW/7795	22-Apr-20	Subgrade 1st. Layer F.D.D	317+560	317+660	RHS		
17	VKE-3/PIL/HW/7796	22-Apr-20	Subgrade 1st. Layer F.D.D	317+060	317+120	LHS		
1	VKE-3/PIL/HW/7797	28-Apr-20	EMB 5th. Layer F.D.D	292+000	292+380	LHS	Mr. Shailendra	9463989989
2	VKE-3/PIL/HW/7798	28-Apr-20	EMB 5th. Layer F.D.D	292+000	292+200	RHS		
3	VKE-3/PIL/HW/7799	28-Apr-20	EMB Top Layer F.D.D & level checking	295+000	295+130	RHS		
4	VKE-3/PIL/HW/7800	28-Apr-20	EMB 19th. Layer F.D.D	295+600	295+700	RHS		
5	VKE-3/PIL/HW/7801	28-Apr-20	EMB 20th. Layer F.D.D	295+700	295+800	RHS		
6	VKE-3/PIL/HW/7802	28-Apr-20	EMB 12th. Layer F.D.D	296+100	296+180	LHS		
7	VKE-3/PIL/HW/7803	28-Apr-20	EMB 12th. Layer F.D.D	296+100	296+180	RHS		
8	VKE-3/PIL/HW/7804	28-Apr-20	EMB 19th. Layer F.D.D	303+820	304+000	LHS		
9	VKE-3/PIL/HW/7805	28-Apr-20	EMB 17th. Layer F.D.D	303+820	304+000	RHS		
10	VKE-3/PIL/HW/7806	28-Apr-20	EMB 7th. Layer F.D.D	300+840	300+970	LHS		
11	VKE-3/PIL/HW/7807	28-Apr-20	EMB 7th. Layer F.D.D	300+840	300+970	RHS		
12	VKE-3/PIL/HW/7808	28-Apr-20	EMB Top Layer F.D.D & level checking	303+020	303+180	LHS		
13	VKE-3/PIL/HW/7809	28-Apr-20	EMB Top Layer F.D.D & level checking	303+020	303+180	RHS		
14	VKE-3/PIL/HW/7810	28-Apr-20	EMB 6th. Layer F.D.D	307+000	307+100	LHS		
15	VKE-3/PIL/HW/7811	28-Apr-20	EMB 7th. Layer F.D.D	307+000	307+100	RHS		
16	VKE-3/PIL/HW/7812	28-Apr-20	EMB 9th. Layer F.D.D	307+800	307+900	LHS		
17	VKE-3/PIL/HW/7813	28-Apr-20	EMB 9th. Layer F.D.D	307+800	307+900	RHS		
18	VKE-3/PIL/HW/7814	28-Apr-20	EMB 11th. Layer F.D.D	307+400	307+500	LHS		
19	VKE-3/PIL/HW/7815	28-Apr-20	EMB 4th. Layer F.D.D	315+920	316+000	RHS		

Highway RFI

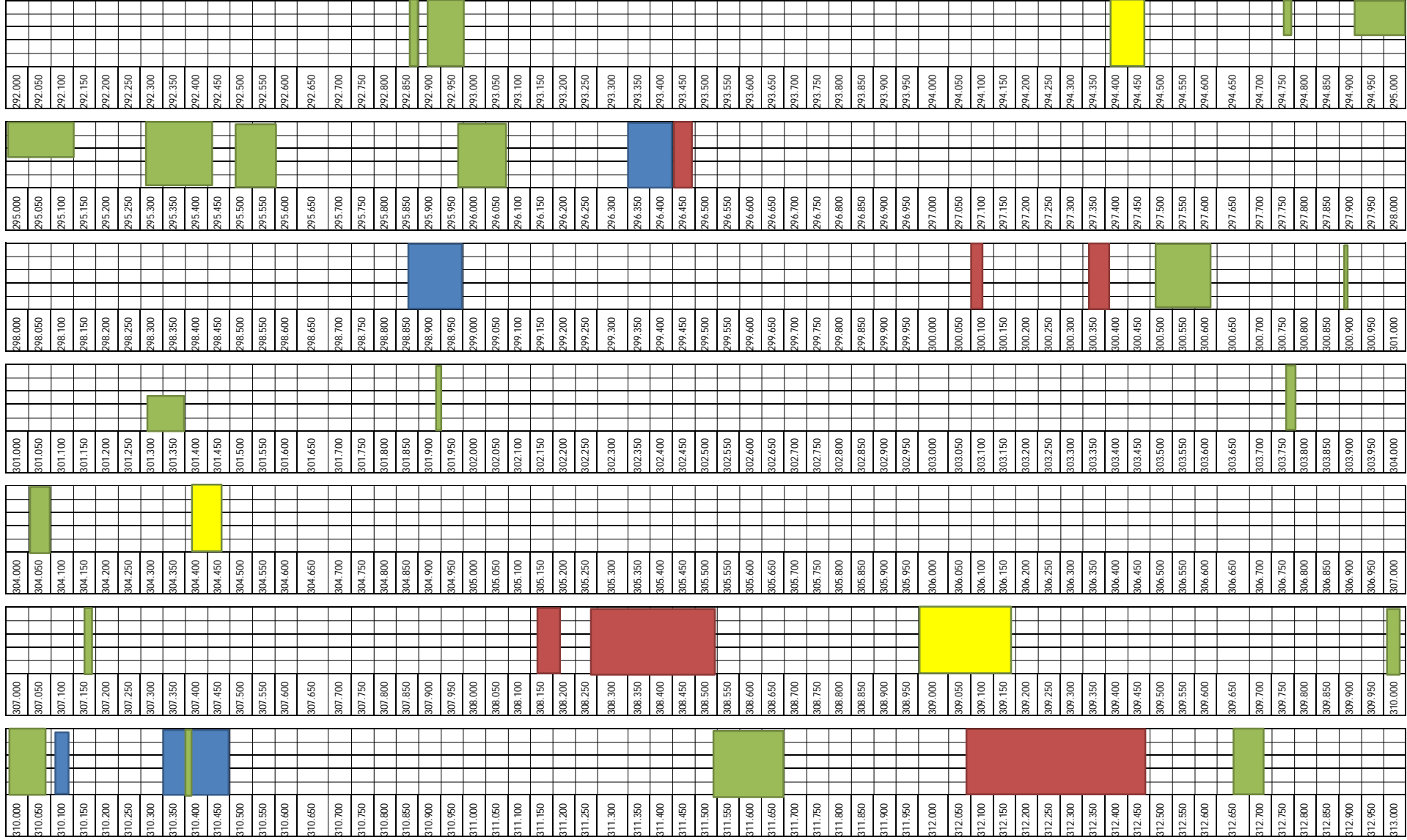
Sr.	RFI NO.	Inspection	Item Description	Chainage		Side	Contact	Contact
20	VKE-3/PIL/HW/7816	28-Apr-20	EMB 4th. Layer F.D.D	315+920	316+000	LHS	Mr Kamdev Jena	7787080273
21	VKE-3/PIL/HW/7817	28-Apr-20	EMB 8th. Layer F.D.D	315+700	315+820	RHS		
22	VKE-3/PIL/HW/7818	28-Apr-20	EMB 8th. Layer F.D.D	315+700	315+820	LHS		
23	VKE-3/PIL/HW/7819	28-Apr-20	Subgrade 1st. Layer F.D.D	317+560	317+660	RHS		
24	VKE-3/PIL/HW/7820	28-Apr-20	Subgrade 1st. Layer F.D.D	317+560	317+660	LHS		
25	VKE-3/PIL/HW/7821	28-Apr-20	Subgrade 1st. Layer F.D.D	317+120	317+240	LHS		
1	VKE-3/PIL/HW/7822	29-Apr-20	EMB 6th. Layer F.D.D	293+500	293+600	RHS	Mr. Shailendra	9463989989
2	VKE-3/PIL/HW/7823	29-Apr-20	EMB 7th. Layer F.D.D	293+600	293+800	RHS		
3	VKE-3/PIL/HW/7824	29-Apr-20	EMB 20th. Layer F.D.D	295+800	295+980	RHS		
4	VKE-3/PIL/HW/7825	29-Apr-20	EMB 9th. Layer F.D.D	297+920	298+000	RHS		
5	VKE-3/PIL/HW/7826	29-Apr-20	EMB 9th. Layer F.D.D	297+920	298+000	LHS		
6	VKE-3/PIL/HW/7827	29-Apr-20	EMB 5th. Layer F.D.D	301+250	301+360	LHS		
7	VKE-3/PIL/HW/7828	29-Apr-20	EMB 3rd. Layer F.D.D	300+970	301+000	LHS		
8	VKE-3/PIL/HW/7829	29-Apr-20	EMB 3rd. Layer F.D.D	300+970	301+000	RHS		
9	VKE-3/PIL/HW/7830	29-Apr-20	EMB 12th. Layer F.D.D	301+500	301+520	LHS		
10	VKE-3/PIL/HW/7831	29-Apr-20	EMB 12th. Layer F.D.D	301+500	301+520	RHS		
11	VKE-3/PIL/HW/7832	29-Apr-20	EMB 10th. Layer F.D.D	301+620	301+650	LHS		
12	VKE-3/PIL/HW/7833	29-Apr-20	EMB 10th. Layer F.D.D	301+620	301+650	RHS		
13	VKE-3/PIL/HW/7834	29-Apr-20	EMB 9th. Layer F.D.D	307+800	307+900	LHS		
14	VKE-3/PIL/HW/7835	29-Apr-20	EMB 14th. Layer F.D.D	307+500	307+670	LHS		
15	VKE-3/PIL/HW/7836	29-Apr-20	EMB 11th. Layer F.D.D	307+980	308+200	LHS		
16	VKE-3/PIL/HW/7837	29-Apr-20	EMB 14th. Layer F.D.D	319+100	319+200	LHS	Mr Kamdev Jena	7787080273
17	VKE-3/PIL/HW/7838	29-Apr-20	EMB 14th. Layer F.D.D	319+200	319+300	LHS		
18	VKE-3/PIL/HW/7839	29-Apr-20	EMB 19th. Layer F.D.D	319+300	319+400	LHS		
19	VKE-3/PIL/HW/7840	29-Apr-20	EMB 19th. Layer F.D.D	319+400	319+500	LHS		
20	VKE-3/PIL/HW/7841	29-Apr-20	EMB 4th. Layer F.D.D	315+920	316+000	LHS		
21	VKE-3/PIL/HW/7842	29-Apr-20	EMB 4th. Layer F.D.D	315+920	316+000	RHS		
22	VKE-3/PIL/HW/7843	29-Apr-20	Subgrade 1st. Layer F.D.D	317+560	317+760	LHS	Mr. Shailendra	9463989989
23	VKE-3/PIL/HW/7844	29-Apr-20	Subgrade 1st. Layer F.D.D	317+560	317+660	RHS		
24	VKE-3/PIL/HW/7845	29-Apr-20	Subgrade 1st. Layer F.D.D	317+060	317+240	RHS		
25	VKE-3/PIL/HW/7846	29-Apr-20	Subgrade 1st. Layer F.D.D	317+120	317+240	LHS		
25	VKE-3/PIL/HW/7847	30-Apr-20	EMB 9th. Layer F.D.D	297+760	297+880	RHS		
25	VKE-3/PIL/HW/7848	30-Apr-20	Checking of OGL & CNG	301+250	301+400	RHS		
25	VKE-3/PIL/HW/7849	30-Apr-20	EMB 18th. Layer F.D.D	302+980	303+000	LHS		
25	VKE-3/PIL/HW/7850	30-Apr-20	EMB 19th. Layer F.D.D	302+980	303+000	RHS		
25	VKE-3/PIL/HW/7851	30-Apr-20	EMB 18th. Layer F.D.D	303+820	304+000	RHS		
25	VKE-3/PIL/HW/7852	30-Apr-20	EMB 20th. Layer F.D.D	303+820	304+000	LHS		
25	VKE-3/PIL/HW/7853	30-Apr-20	EMB 11th. Layer F.D.D	300+760	300+840	LHS		
25	VKE-3/PIL/HW/7854	30-Apr-20	EMB 13th. Layer F.D.D	307+400	307+500	RHS		
25	VKE-3/PIL/HW/7855	30-Apr-20	EMB 13th. Layer F.D.D	307+500	307+670	RHS		
25	VKE-3/PIL/HW/7856	30-Apr-20	EMB 13th. Layer F.D.D	307+500	307+670	LHS		
25	VKE-3/PIL/HW/7857	30-Apr-20	EMB 13th. Layer F.D.D	307+980	308+200	RHS	Mr Kamdev Jena	7787080273
25	VKE-3/PIL/HW/7858	30-Apr-20	EMB 4th. Layer F.D.D	315+920	316+000	LHS		
25	VKE-3/PIL/HW/7859	30-Apr-20	EMB 4th. Layer F.D.D	315+920	316+000	RHS		
25	VKE-3/PIL/HW/7860	30-Apr-20	Subgrade 1st. Layer F.D.D	317+120	317+240	LHS		
25	VKE-3/PIL/HW/7861	30-Apr-20	Subgrade 1st. Layer F.D.D	317+560	317+760	LHS		
25	VKE-3/PIL/HW/7862	30-Apr-20	EMB 14th. Layer F.D.D	319+100	319+200	RHS		
25	VKE-3/PIL/HW/7863	30-Apr-20	EMB 14th. Layer F.D.D	319+200	319+300	RHS		


REQUEST FOR INSPECTION FOR THE MONTH OF APRIL-2020

QUALITY CONTROL

Sr. NO.	RFI NO.	Inspection Time	Inspection date	Item Description	Chainage		Side	MCW/CR	Contact Person	Contact Number
					From	To				
1	VKE-3/PIL/LAB/922	2:00 PM	21-Apr-20	Soil Sampling for Borrow Area No.-62	310+200		RHS		Mr. Giri	8018503554
1	VKE-3/PIL/LAB/923	9:00 AM	22-Apr-20	Core cutting of PQC Top layer	304+650	304+700	LHS		Mr. Giri	8018503554
1	VKE-3/PIL/LAB/924	10:00 AM	30-Apr-20	Soil Sampling for Borrow Area No.-63	319+800		LHS		Mr. Giri	8018503554

Vadodara Kim Express Way Package - III (Sampa to Manubar) (Km 292.000 to Km 323.000)





Land Status				
Sr. No.	CHAINAGE		LENGTH (M)	Affected Length (KM)
	FROM	TO		
1	296+350	296+450	100.000	0.100
2	298+875	299+000	125.000	0.125
3	310+350	310+450	100.000	0.100
4	313+630	313+735	105.000	0.105
5	316+780	316+875	95.000	0.095
6	322+130	322+245	115.000	0.115
				0.640

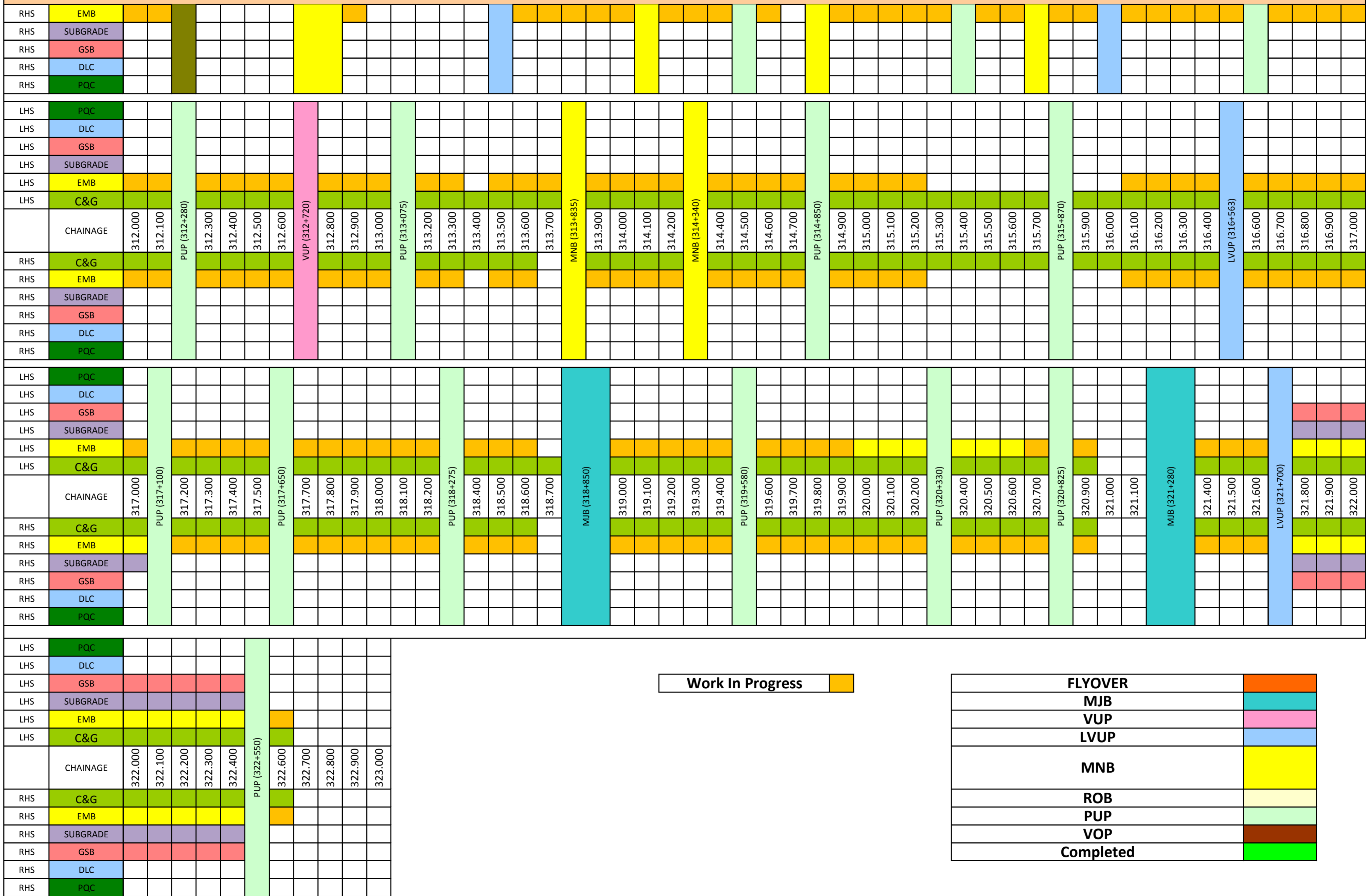
Getco				
Sr. No.	CHAINAGE		LENGTH (M)	Affected Length (KM)
	FROM	TO		
1	296+360	296+480	120.000	0.120
2	300+100	300+117	17.000	0.017
3	300+369	300+405	36.000	0.036
4	308+169	308+225	56.000	0.056
4a	308+285	308+545	260.000	0.260
5	312+085	312+480	395.000	0.395
				0.884

GAS Pipe Line				
Sr. No.	CHAINAGE		LENGTH (M)	Affected Length (KM)
	FROM	TO		
1	296+420	296+480	60.000	0.060
2	304+420	304+480	60.000	0.060
3	309+000	309+180	180.000	0.180
				0.300

DGVCL				
Sr. No.	CHAINAGE		LENGTH (M)	Affected Length (KM)
	FROM	TO		
1	292+890	292+900	10.000	0.010
2	292+930	293+000	70.000	0.070
3	294+785	294+790	5.000	0.005
4	294+880	295+100	220.000	0.220
5	295+282	295+420	138.000	0.138
6	295+510	295+560	50.000	0.050
7	295+990	296+090	100.000	0.100
8	300+520	300+810	290.000	0.290
9	300+910	300+910	0.000	0.000
10	301+330	301+400	70.000	0.070
11	301+940	301+940	0.000	0.000
12	303+780	303+800	20.000	0.020
13	304+050	304+100	50.000	0.050
14	307+165	307+175	10.000	0.010
15	310+000	310+080	80.000	0.080
16	310+400	310+420	20.000	0.020
				1.133

DGVCL				
Sr. No.	CHAINAGE		LENGTH (M)	Affected Length (KM)
	FROM	TO		
17	311+540	311+700	160.000	0.160
18	312+695	312+730	35.000	0.035
19	313+340	313+450	110.000	0.110
20	313+370	313+420	50.000	0.050
21	315+770	315+950	180.000	0.180
22	315+950	316+040	90.000	0.090
23	316+530	316+550	20.000	0.020
24	318+600	318+775	175.000	0.175
25	318+800	318+815	15.000	0.015
26	318+840	318+850	10.000	0.010
27	318+860	318+865	5.000	0.005
28	319+000	319+000	0.000	0.000
29	320+690	320+720	30.000	0.030
30	322+700	322+880	180.000	0.180
31	322+880	322+990	110.000	0.110
				1.170

VADODARA-KIM EXPRESSWAY PROJECT
FROM CHAINAGE 292+000 TO 323+000
MCW STRIP CHART



Work In Progress

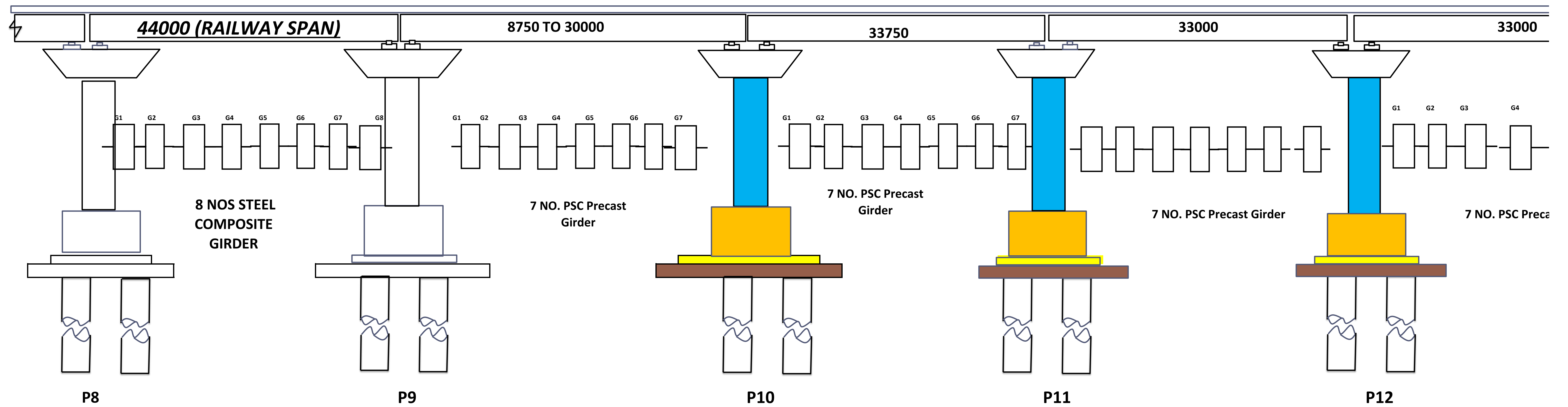
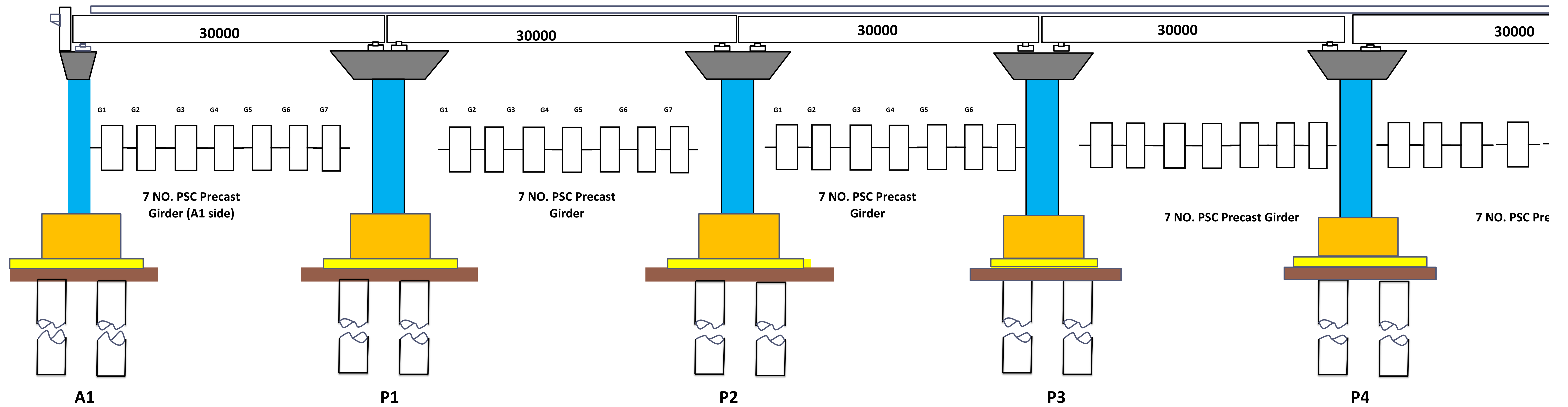
FLYOVER	
MJB	
VUP	
LVUP	
MNB	
ROB	
PUP	
VOP	
Completed	

**VADODARA-KIM EXPRESSWAYPROJECT
FROM CHAINAGE 292+000 TO 323+000
SERVICE ROAD STRIP CHART**

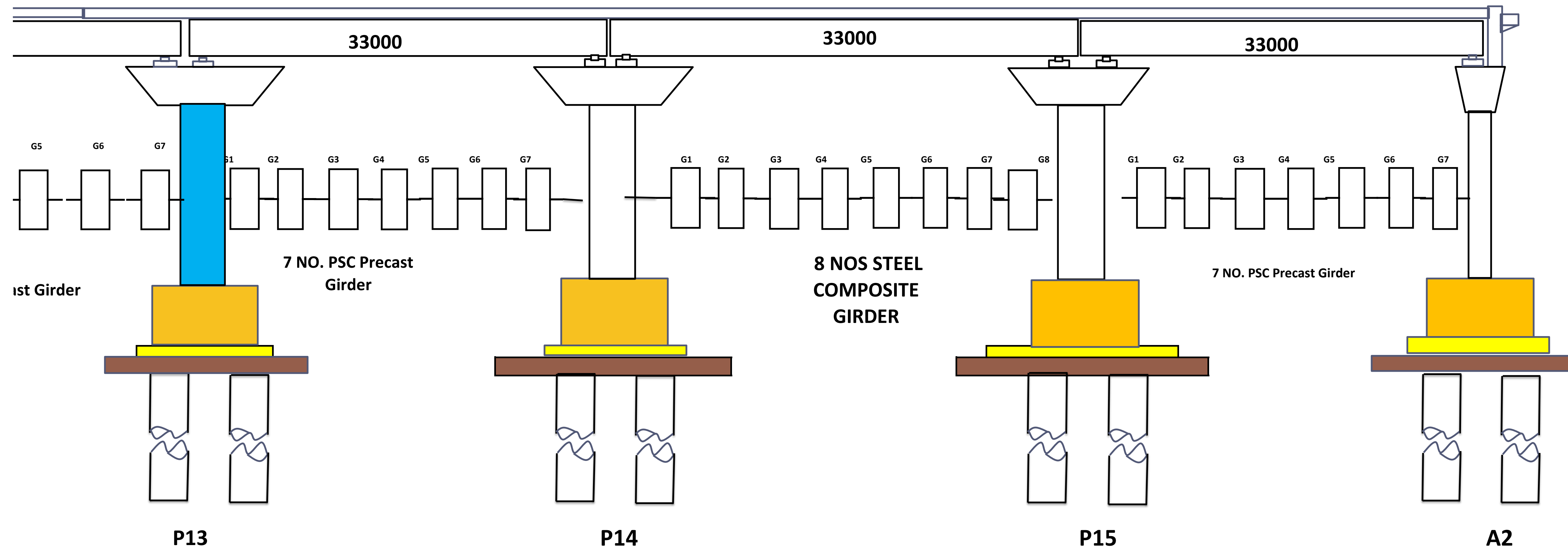
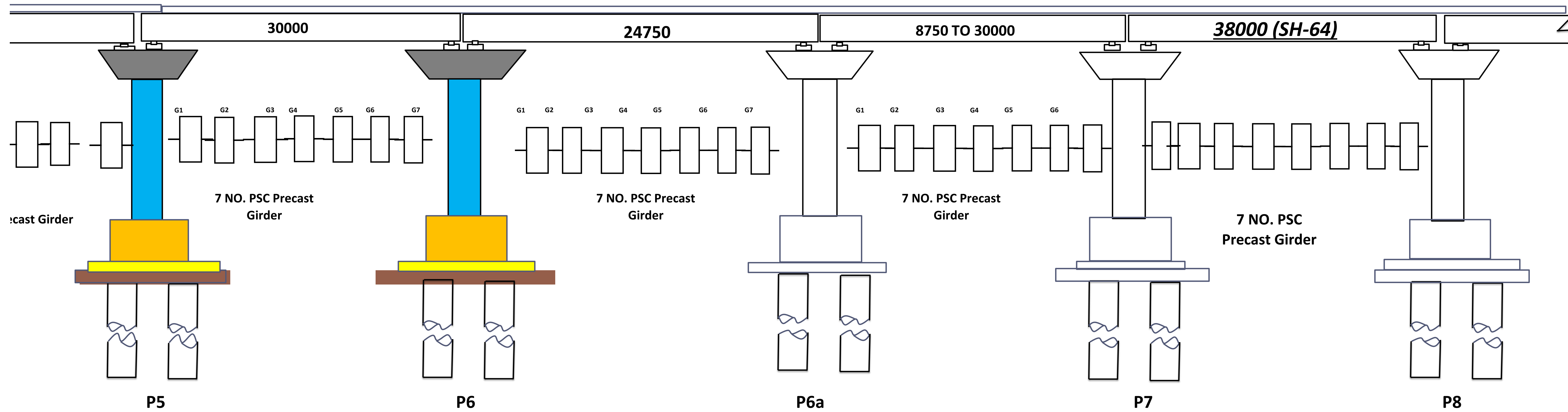
LHS	BC																														
LHS	DBM																														
LHS	WMM																														
LHS	GSB																														
LHS	SUBGRADE																														
LHS	EMB																														
	CHAINAGE	294.270	294.370	294.470	294.520	299.350	299.450	299.550	299.650	299.750	306.250	306.350	306.380	308.270	308.370	308.470	308.550	311.550	311.650	311.750	314.350	314.450	314.510	318.900	318.980						
RHS	EMB																														
RHS	SUBGRADE																														
RHS	GSB																														
RHS	WMM																														
RHS	DBM																														
RHS	BC																														

Progress During Month

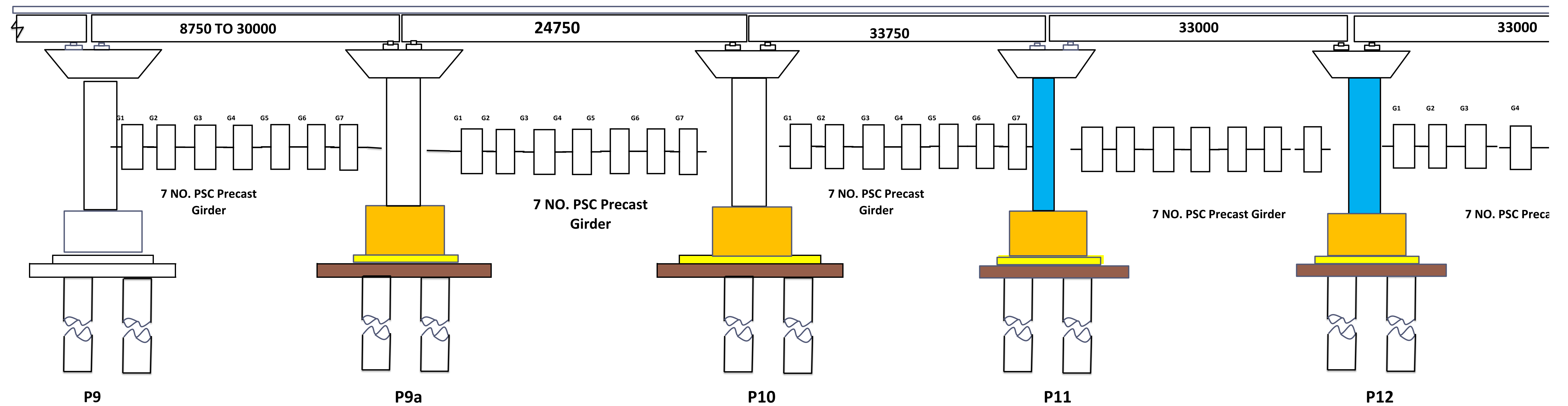
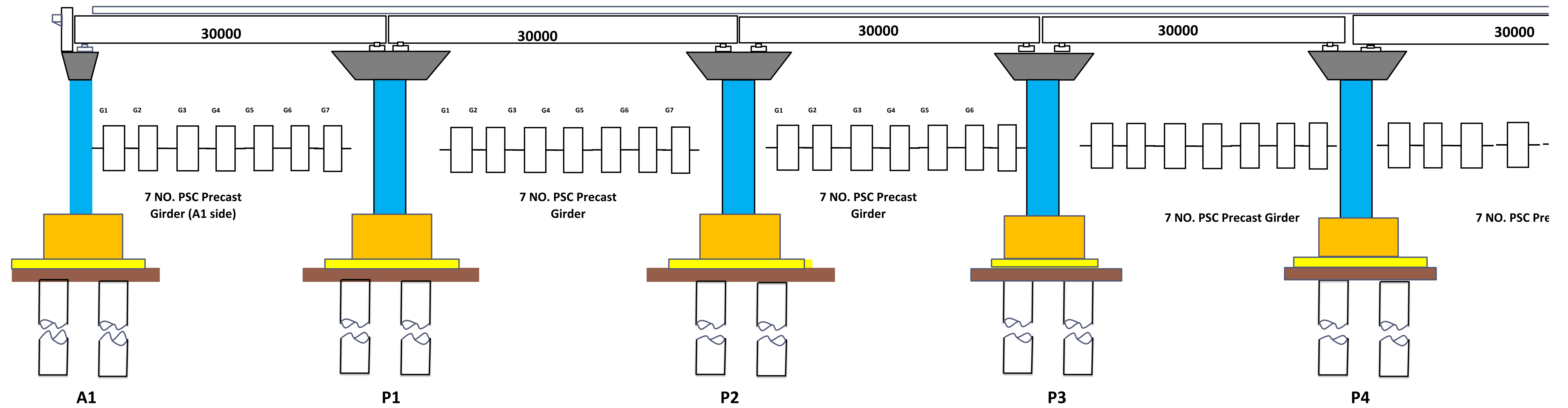
RAILWAY OVER BRIDGE - CH: 293+014 (LHS)



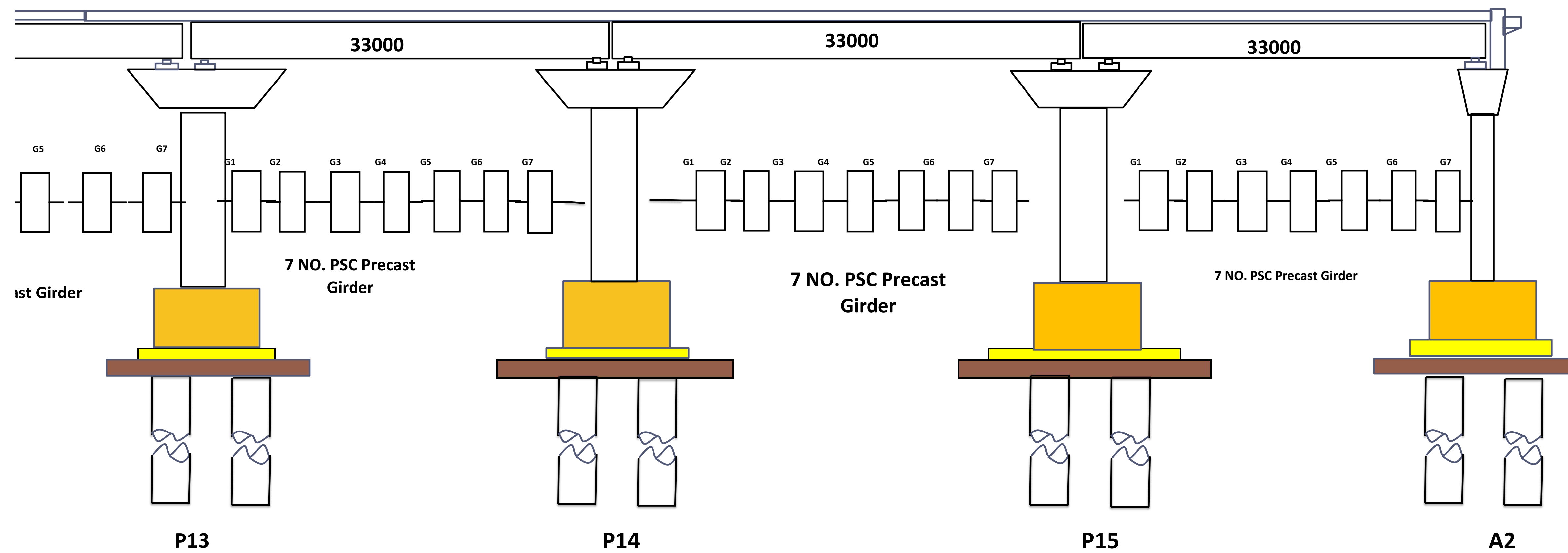
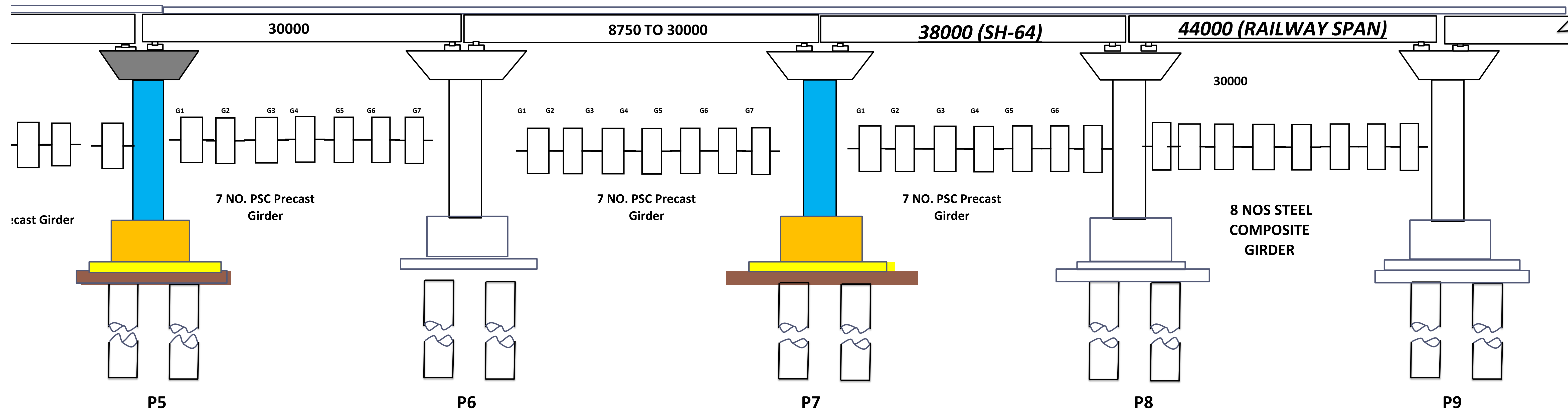
RAILWAY OVER BRIDGE - CH: 293+014 (LHS)



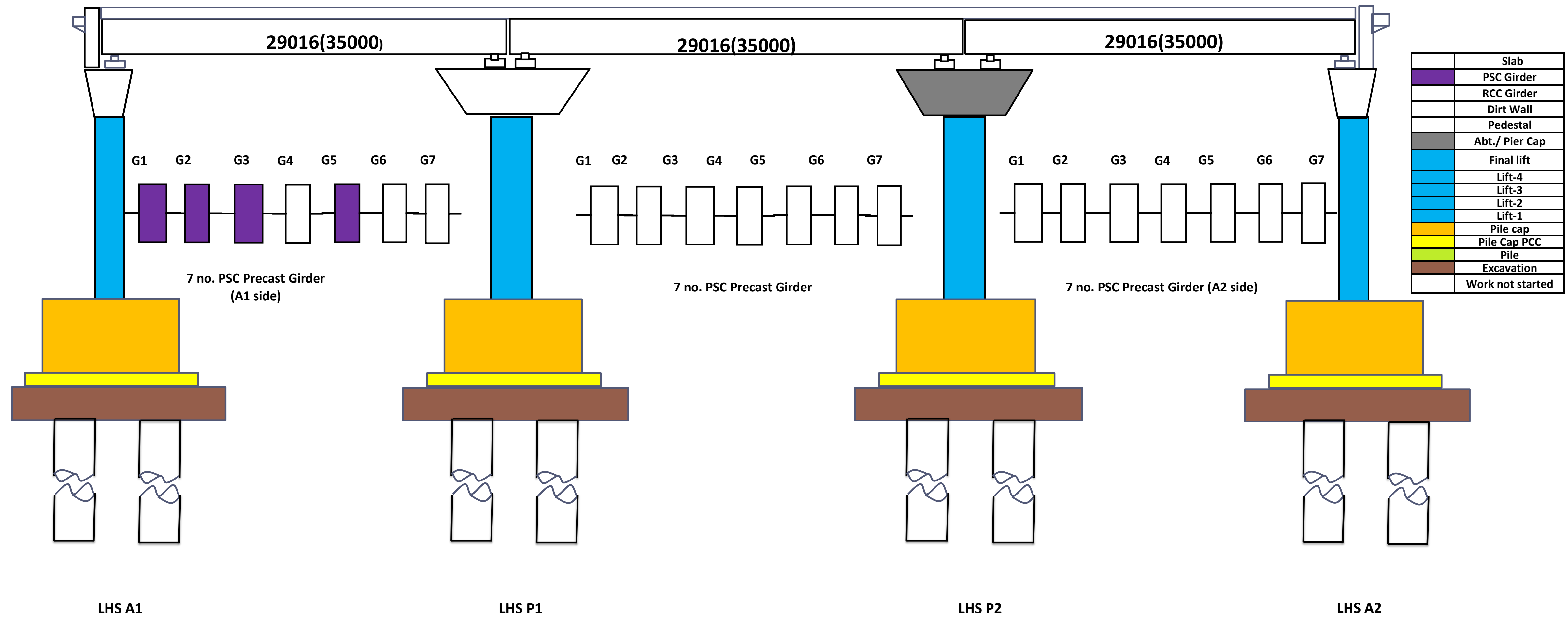
RAILWAY OVER BRIDGE - CH: 293+014 (RHS)



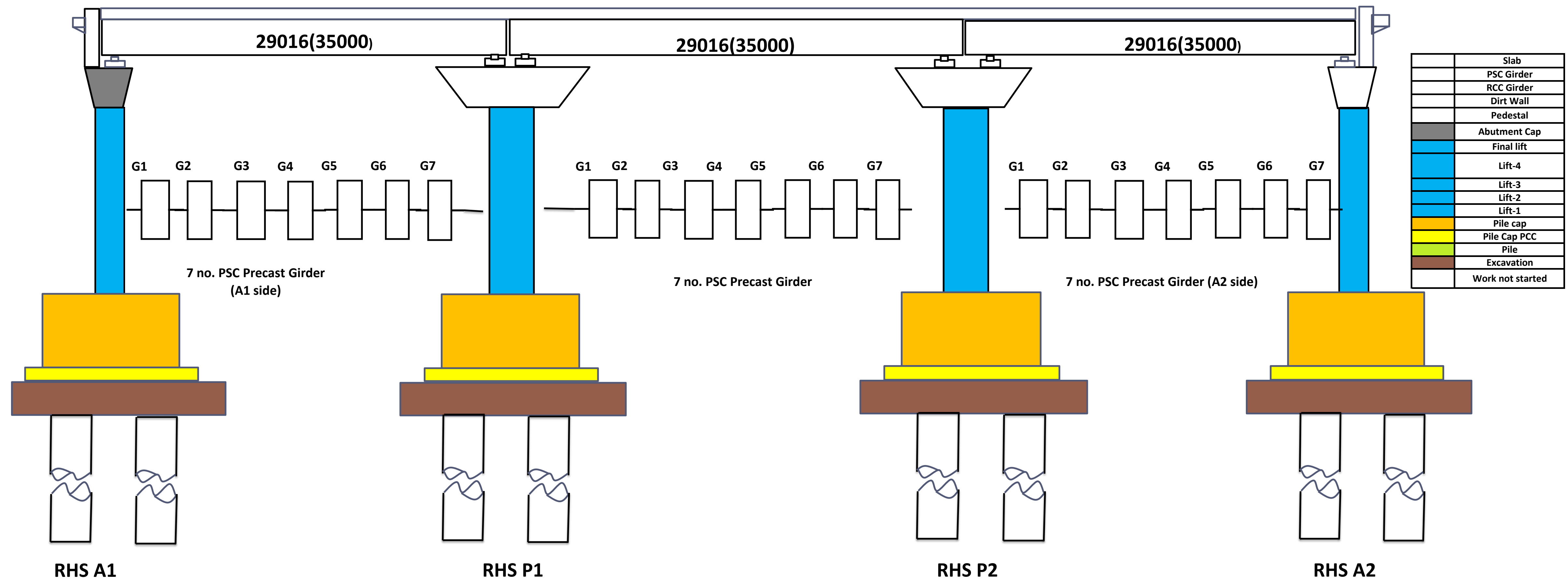
RAILWAY OVER BRIDGE - CH: 293+014 (RHS)



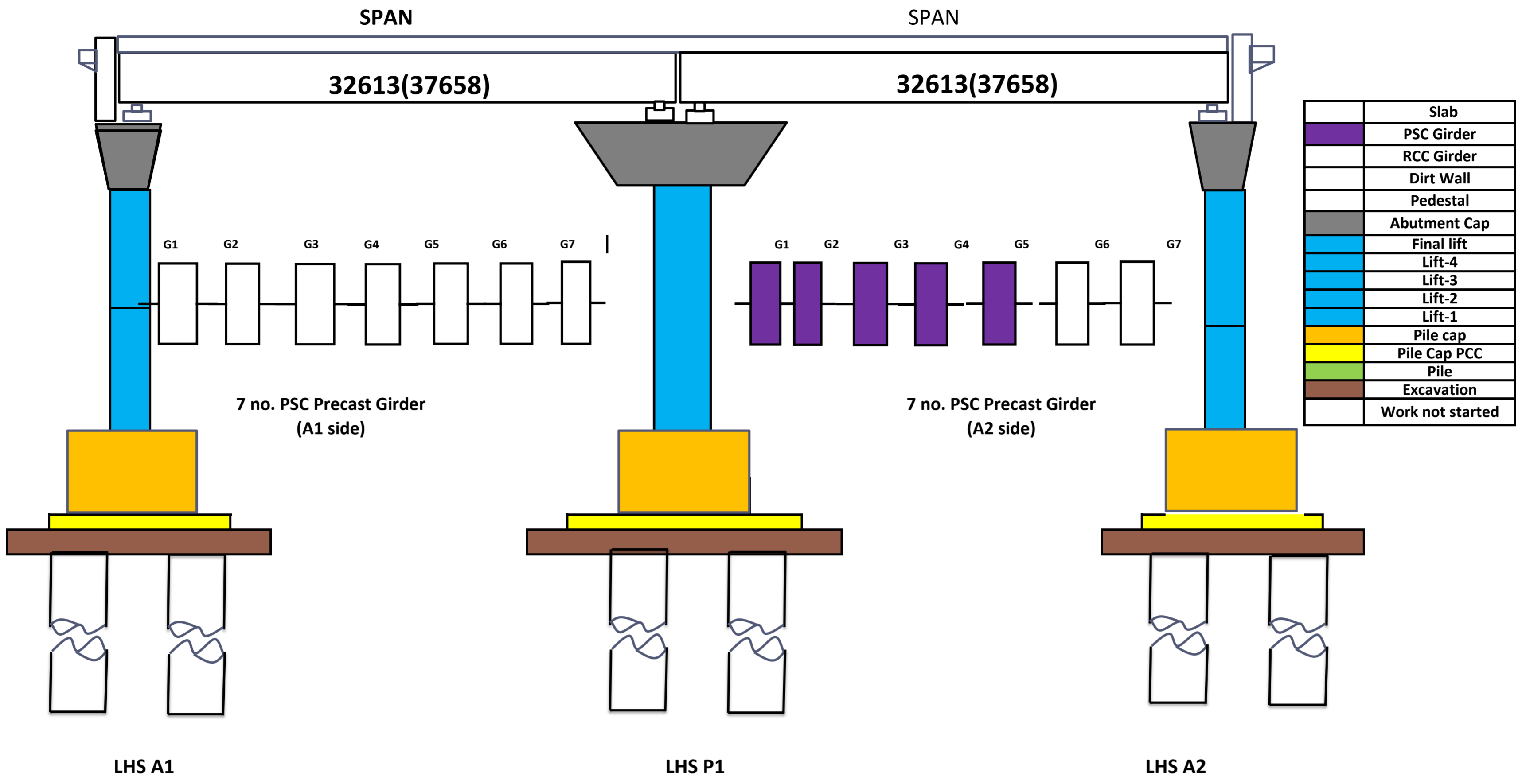
MJB - CH: 302+713 (LHS)



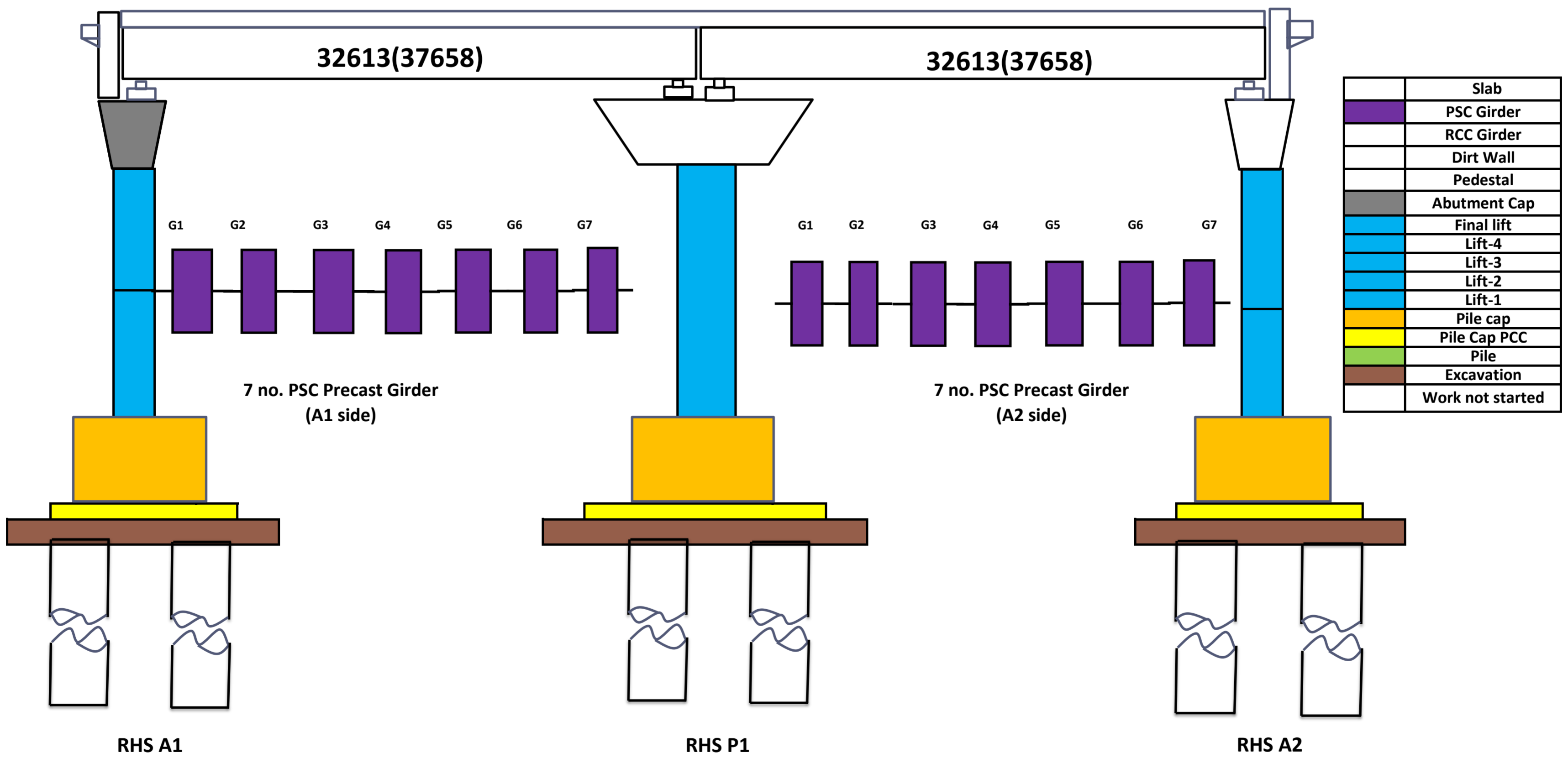
MJB - CH: 302+713 (RHS)



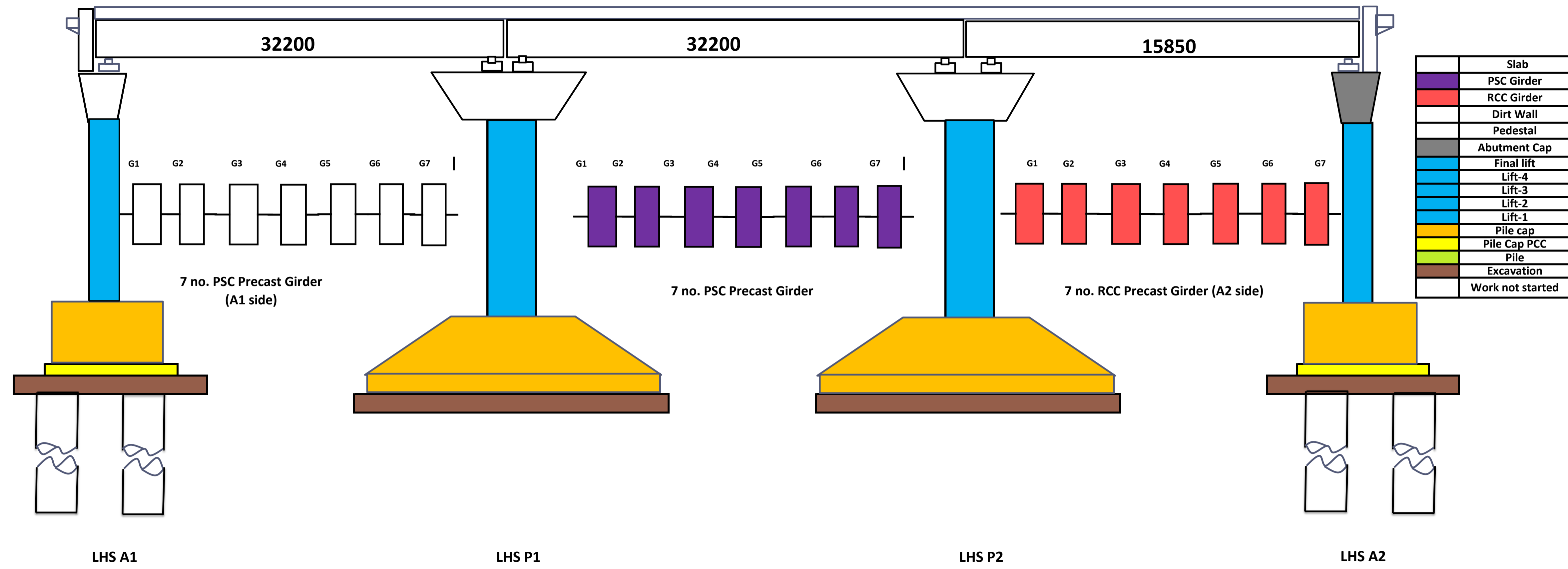
MJB - CH: 321+253 (LHS)



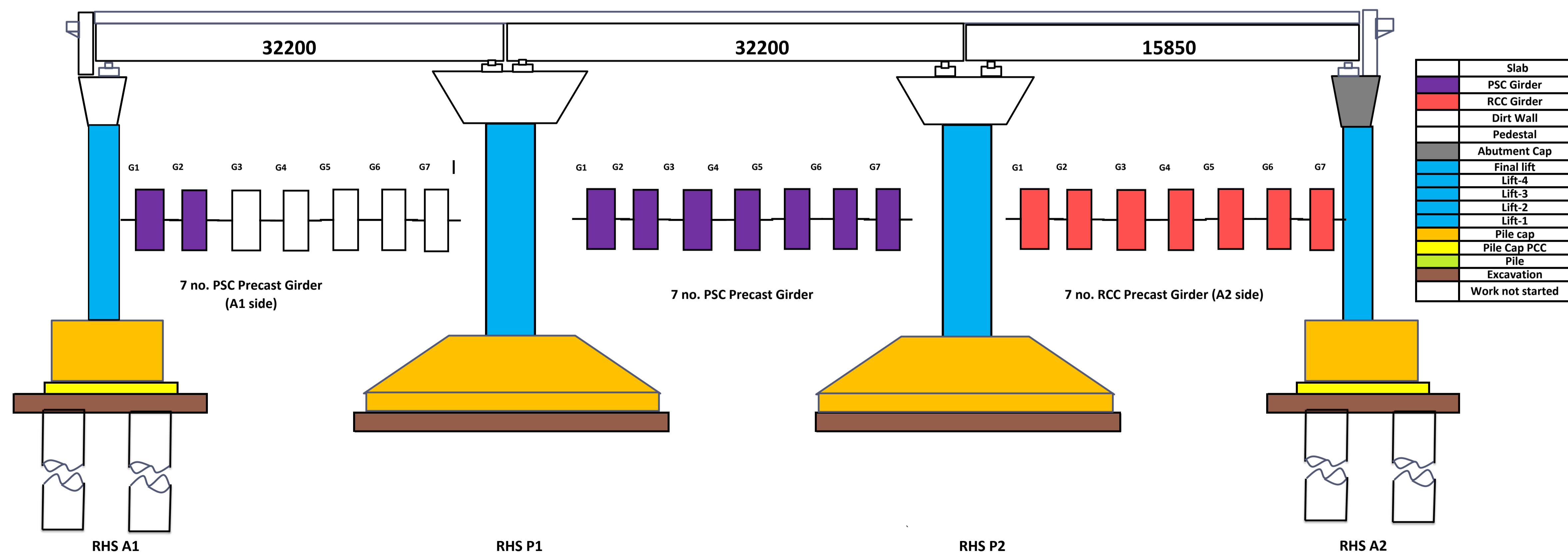
MJB - CH: 321+253 (RHS)



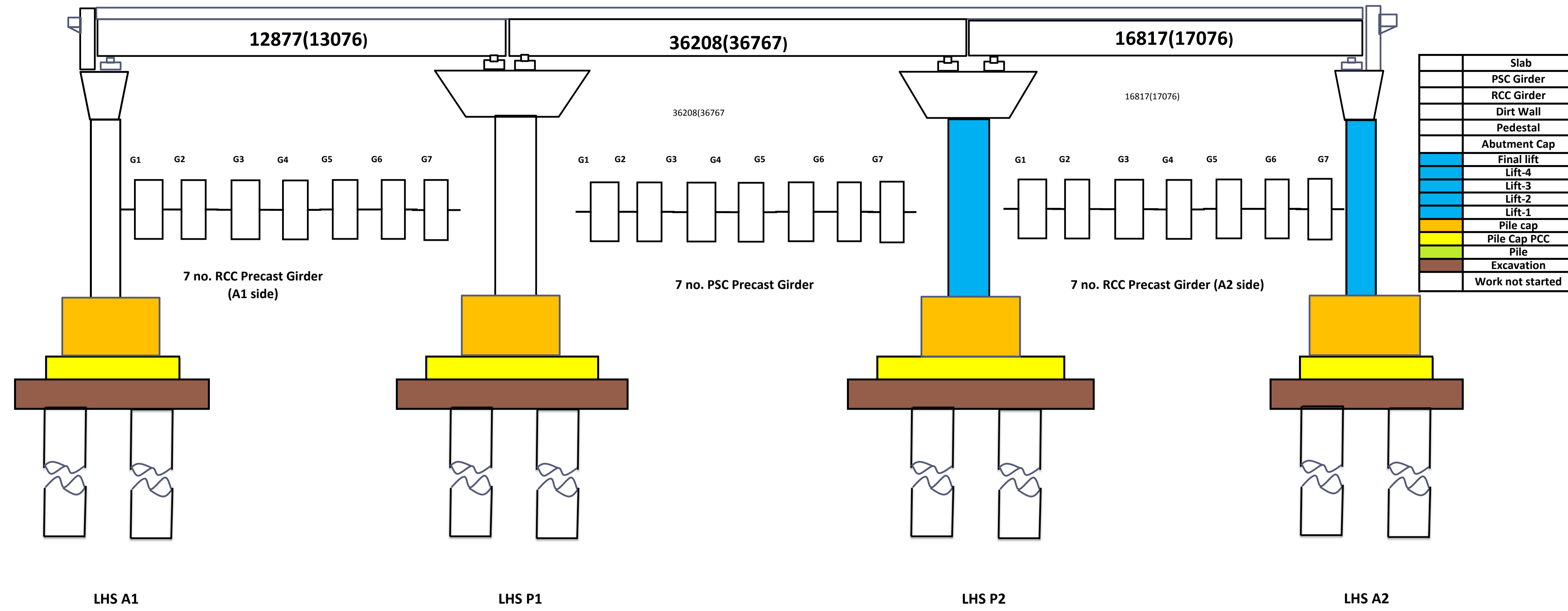
MJB - CH: 318+870 (LHS)



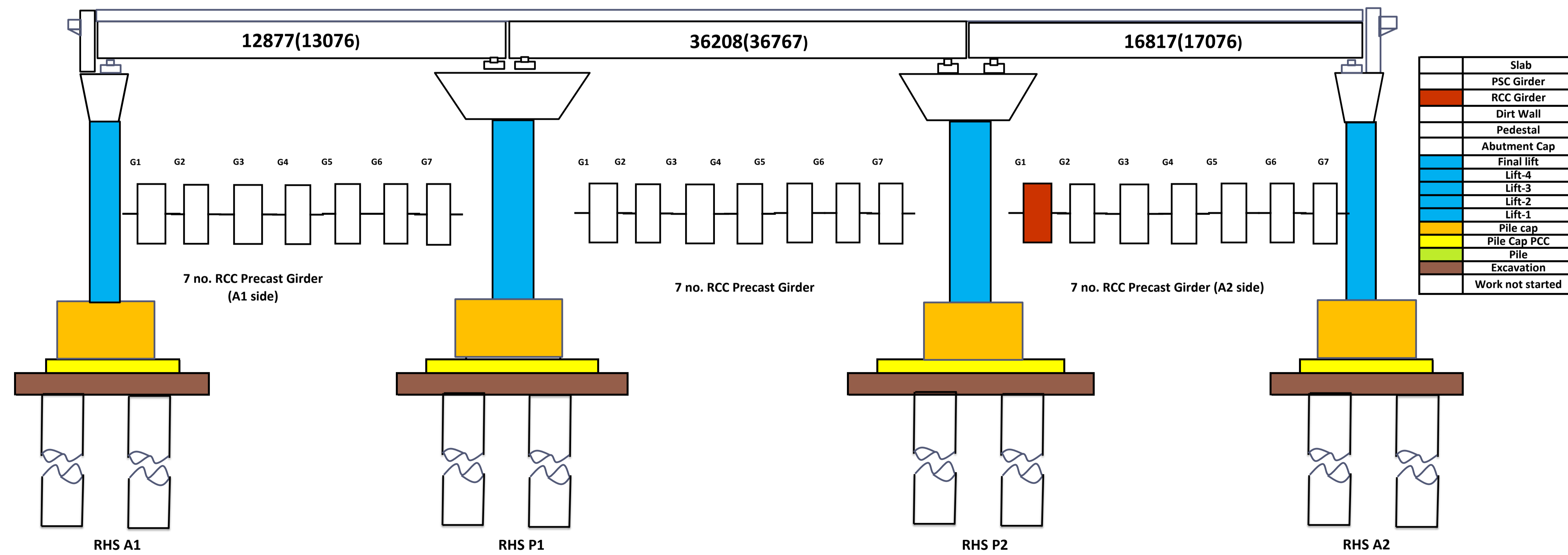
MJB - CH: 318+870 (RHS)




FO - CH: 299+354 (LHS)



FO - CH: 299+354 (RHS)




CH 294+085 MNB (LHS)



LHS

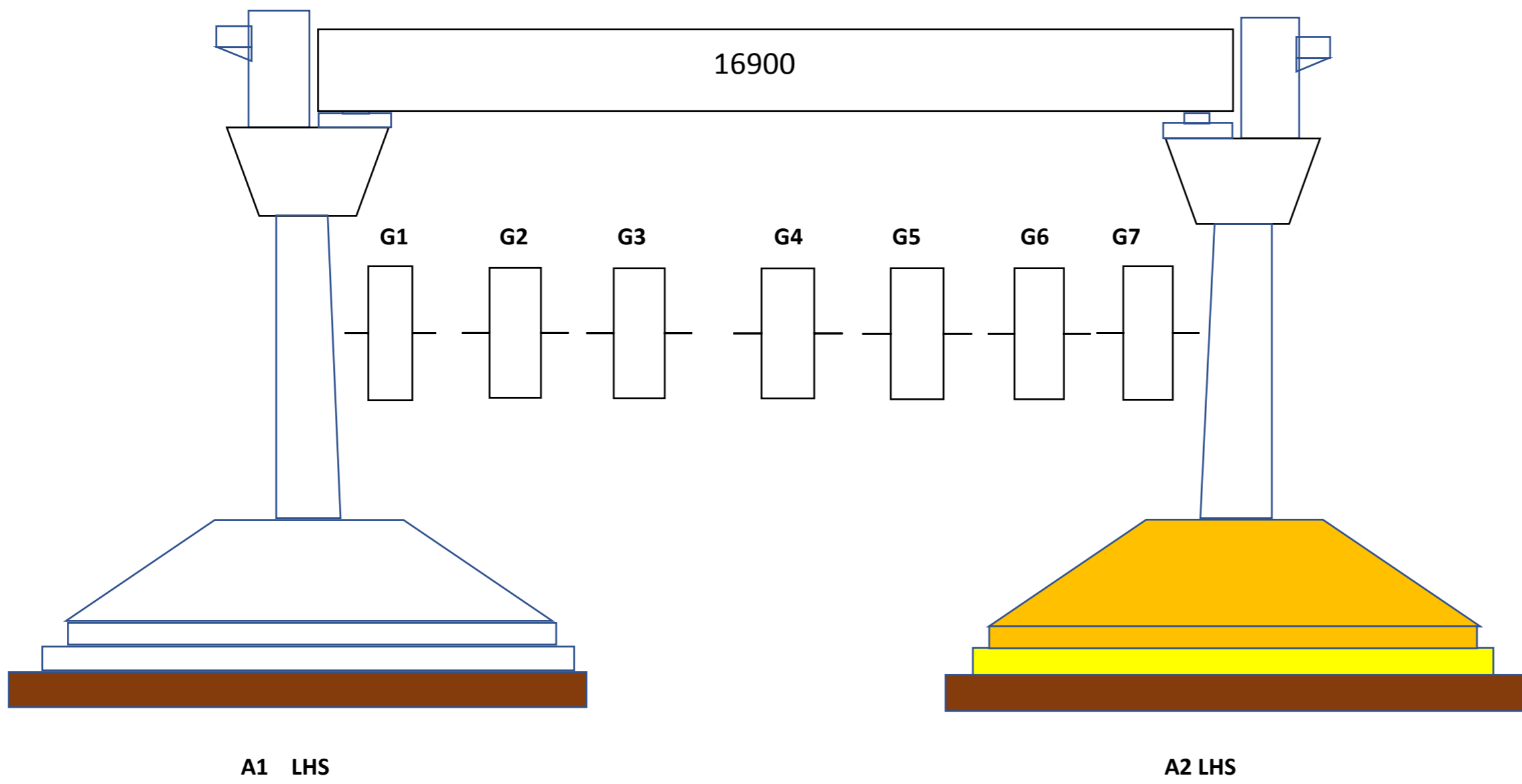
	SLAB
	BRACKET
	Final lift
	Lift-4
	Lift-3
	Lift-2
	WALL
	HAUNCH
	RAFT
	PCC
	Excavation
	Work not started

CH 294+085 MNB (RHS)



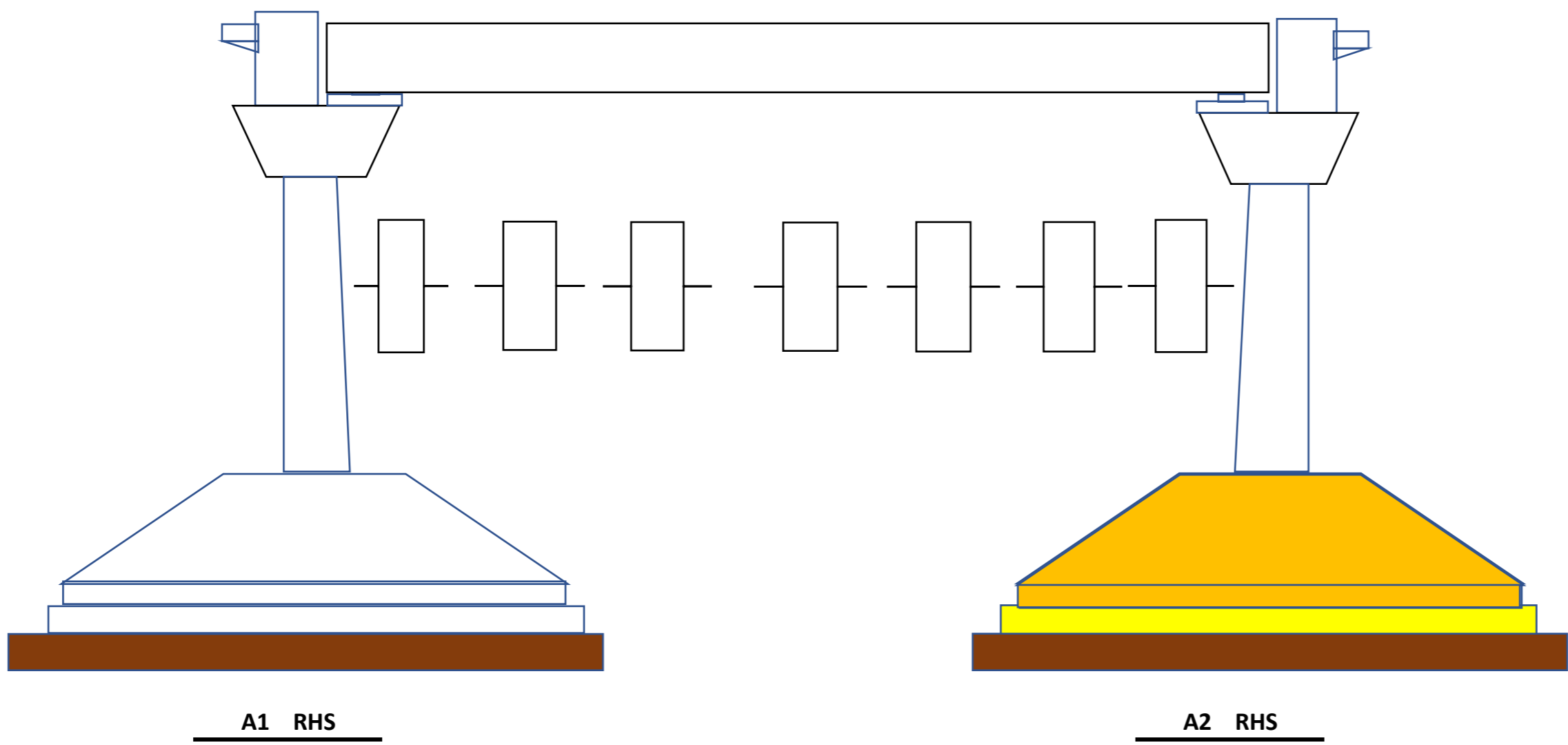
RHS

CH- 297+472 MNB (LHS)

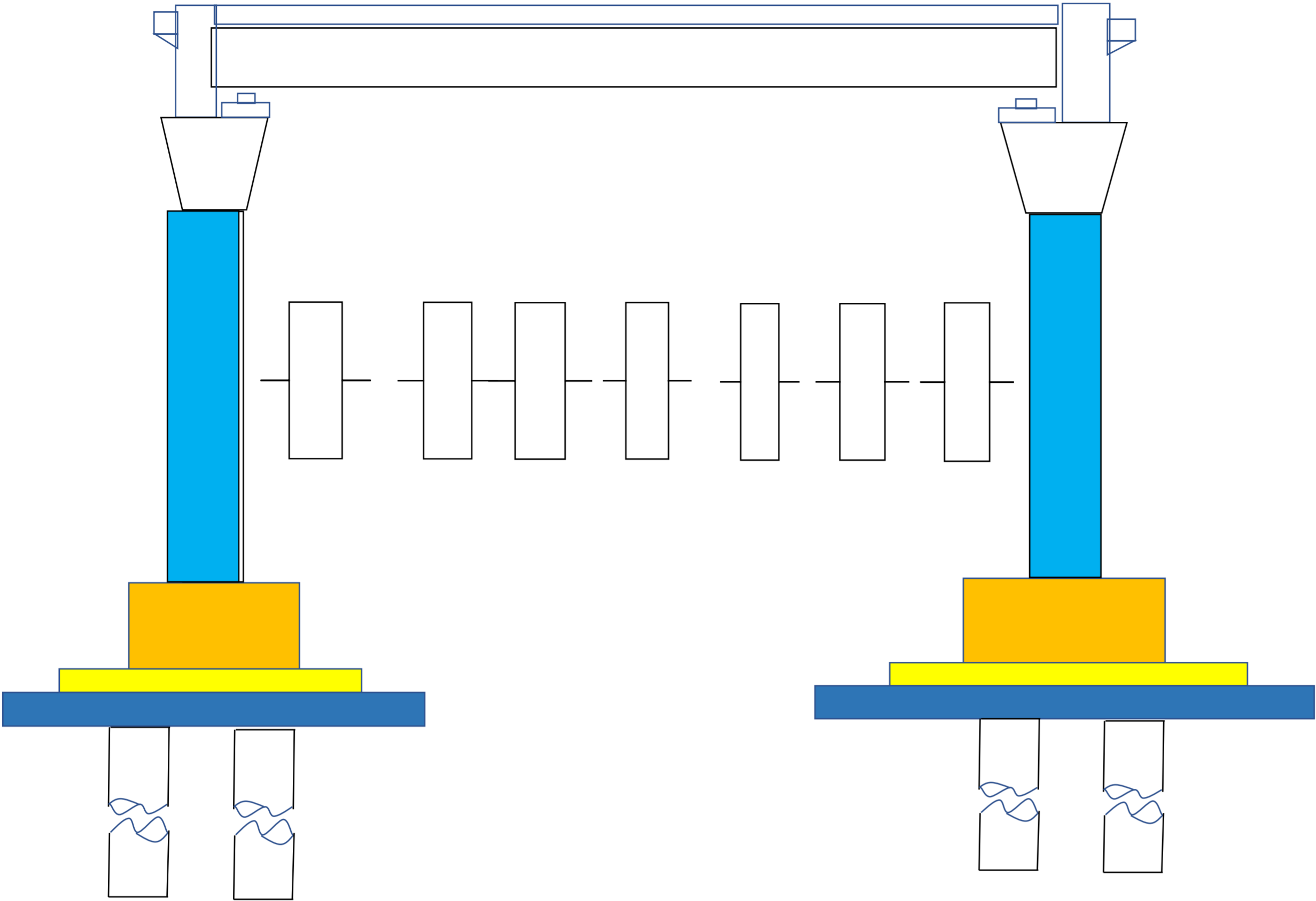


	Slab
	PSC Girder
	RCC Girder
	Dirt Wall
	Pedestal
	Abutment Cap
	Final lift
	Lift-4
	Lift-3
	Lift-2
	Lift-1
	RAFT/FOOTING
	PCC
	Excavation
	Work not started

CH- 297+472 MNB (RHS)



CH- 297+562 MNB (LHS)

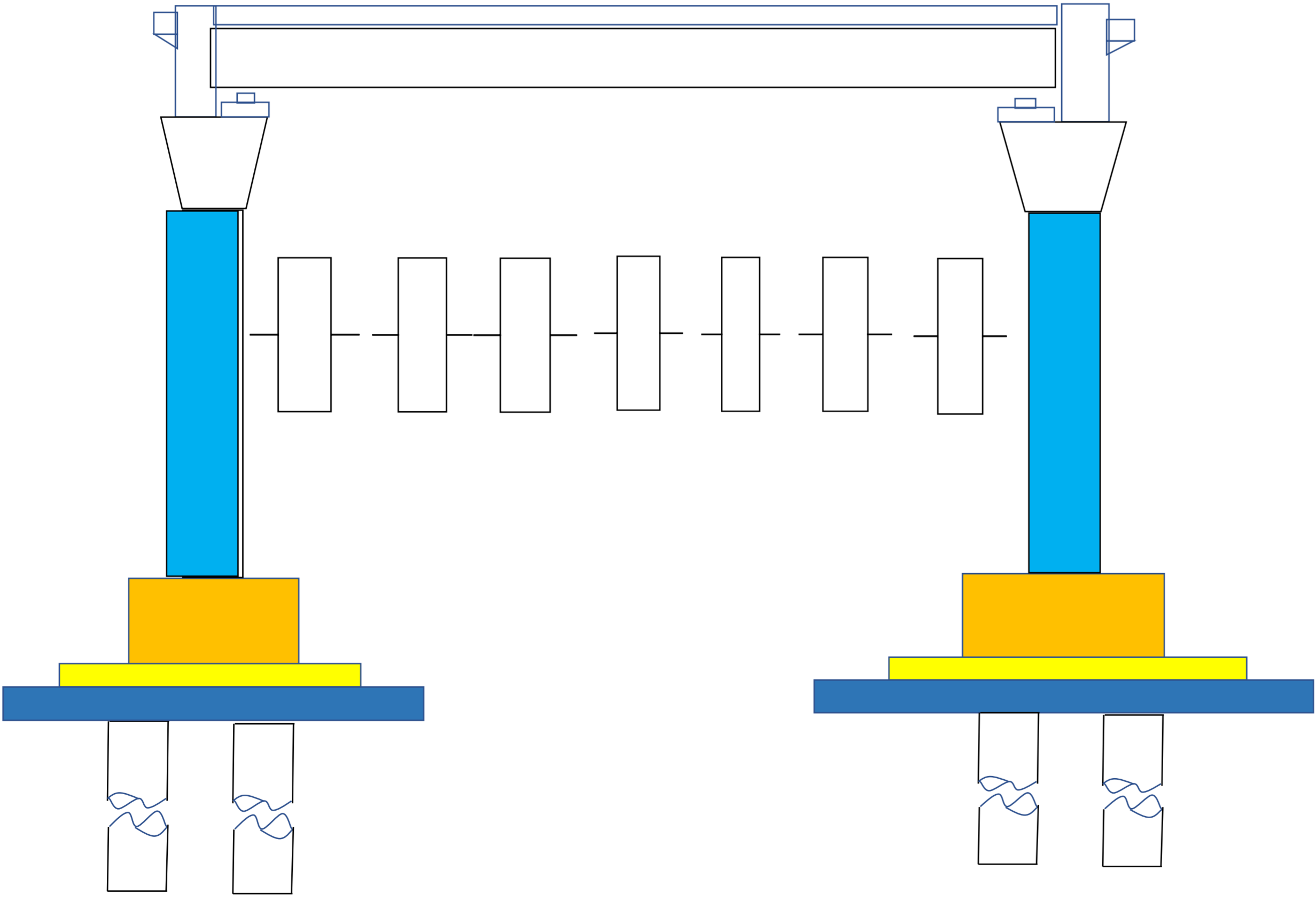


A1 LHS

A2 LHS

	Slab
	PSC Girder
	RCC Girder
	Dirt Wall
	Pedestal
	Abutment Cap
	Final lift
	Lift-4
	Lift-3
	Lift-2
	Lift-1
	Pile cap
	Pile Cap PCC
	Pile
	Excavation
	Work not started

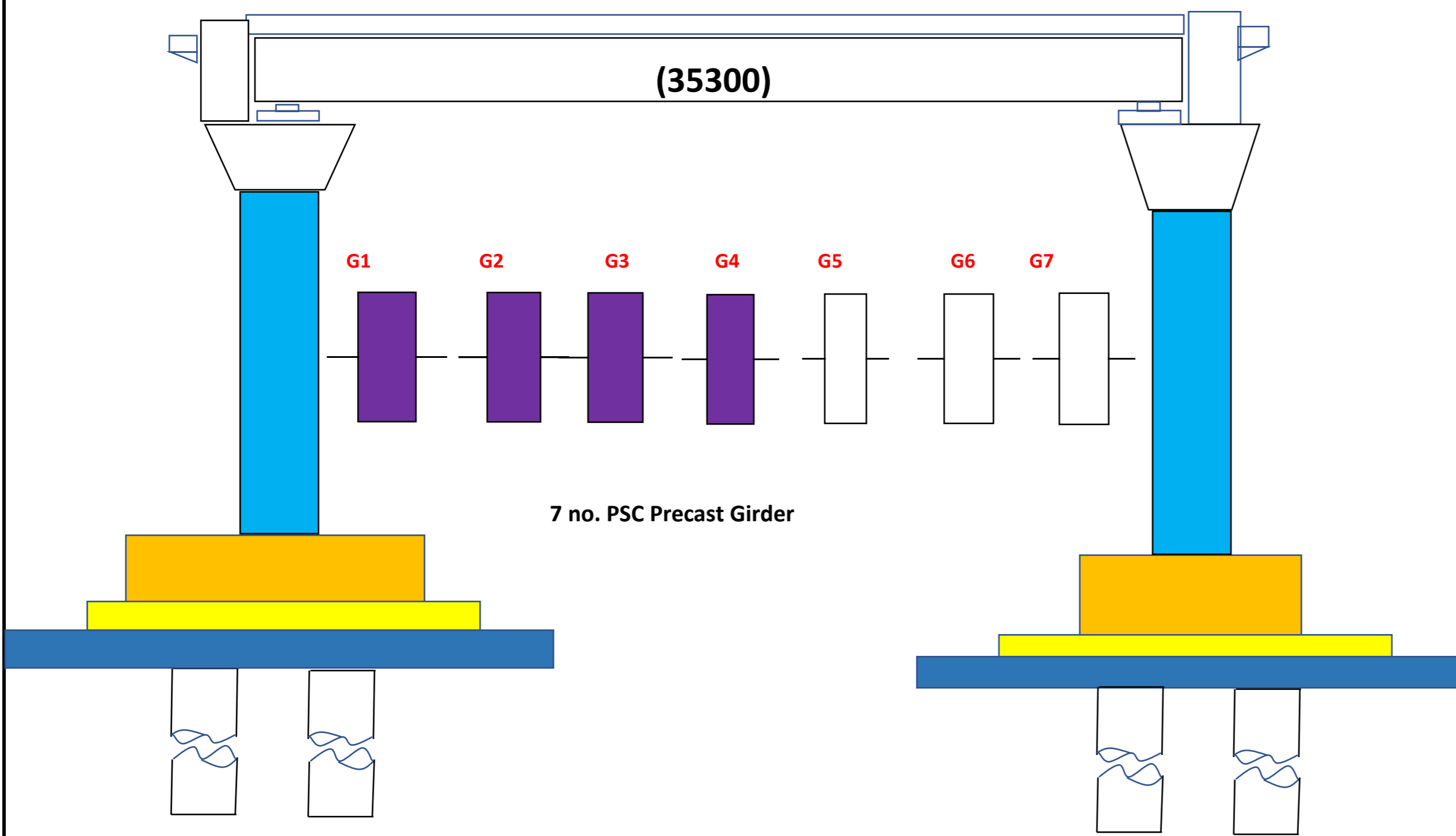
CH- 297+562 MNB (RHS)



A1 RHS

A1 RHS

307+733 MNB (LHS)

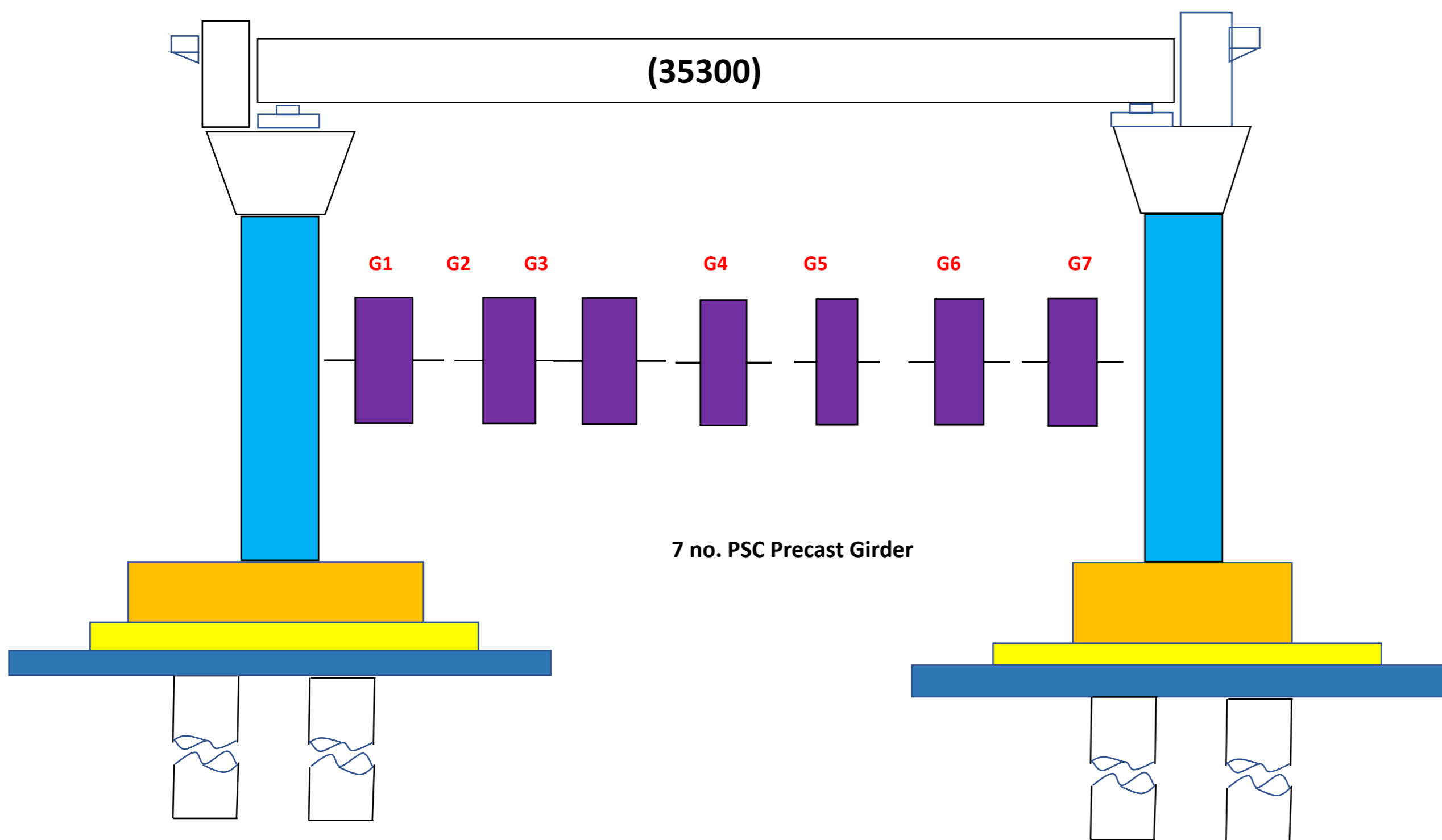


LHS A1

LHS A2

	Slab
	PSC Girder
	RCC Girder
	Dirt Wall
	Pedestal
	Abutment Cap
	Final lift
	Lift-4
	Lift-3
	Lift-2
	Lift-1
	Pile cap
	Pile Cap PCC
	Pile
	Excavation
	Work not started

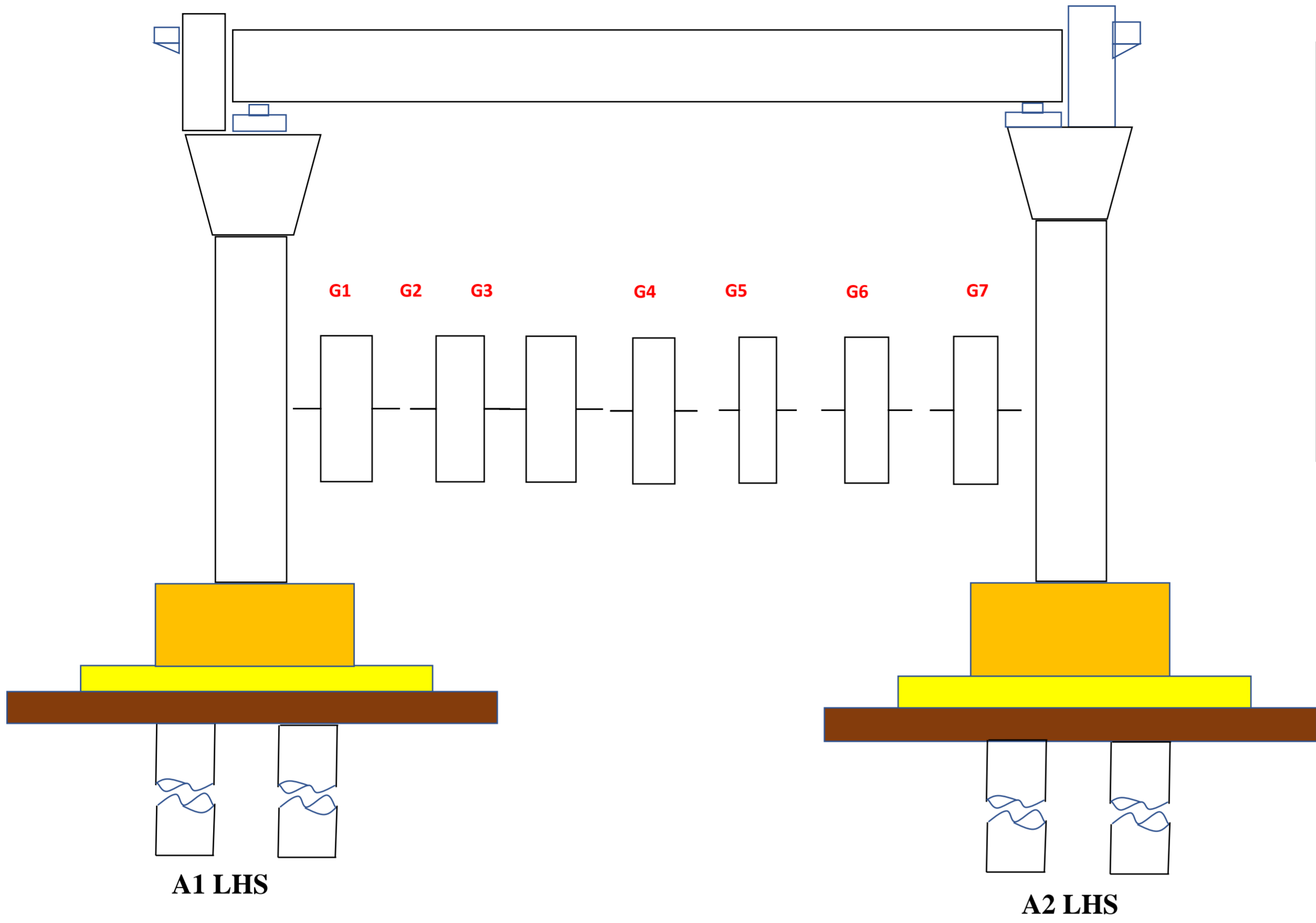
307+733 MNB (RHS)



RHS A1

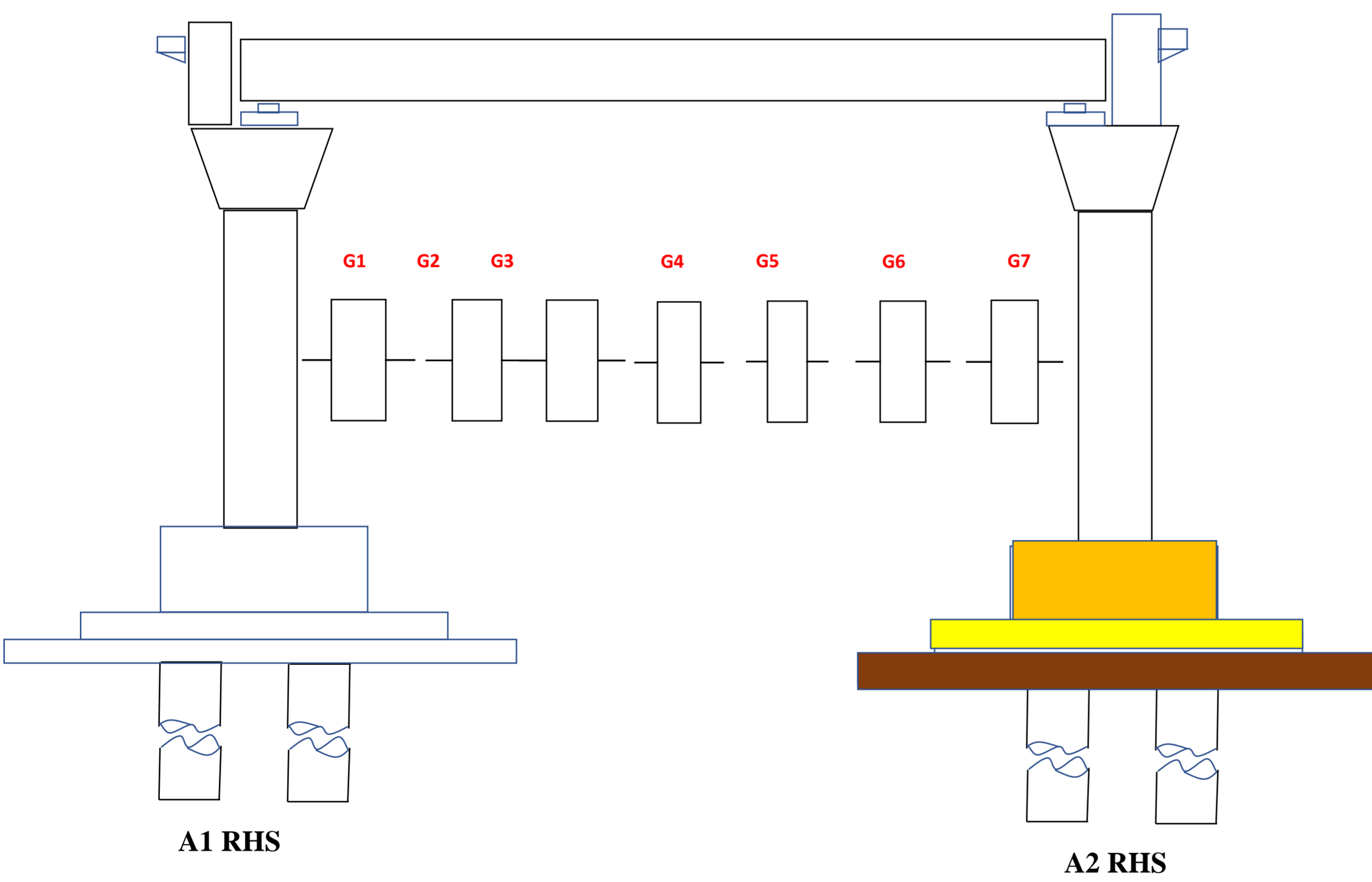
RHS A2

309+840 MNB (LHS)



	Slab
	PSC Girder
	RCC Girder
	Dirt Wall
	Pedestal
	Abutment Cap
	Final lift
	Lift-4
	Lift-3
	Lift-2
	Lift-1
	Pile cap
	Pile Cap PCC
	Pile
	Excavation
	Work not started

309+840 MNB (RHS)



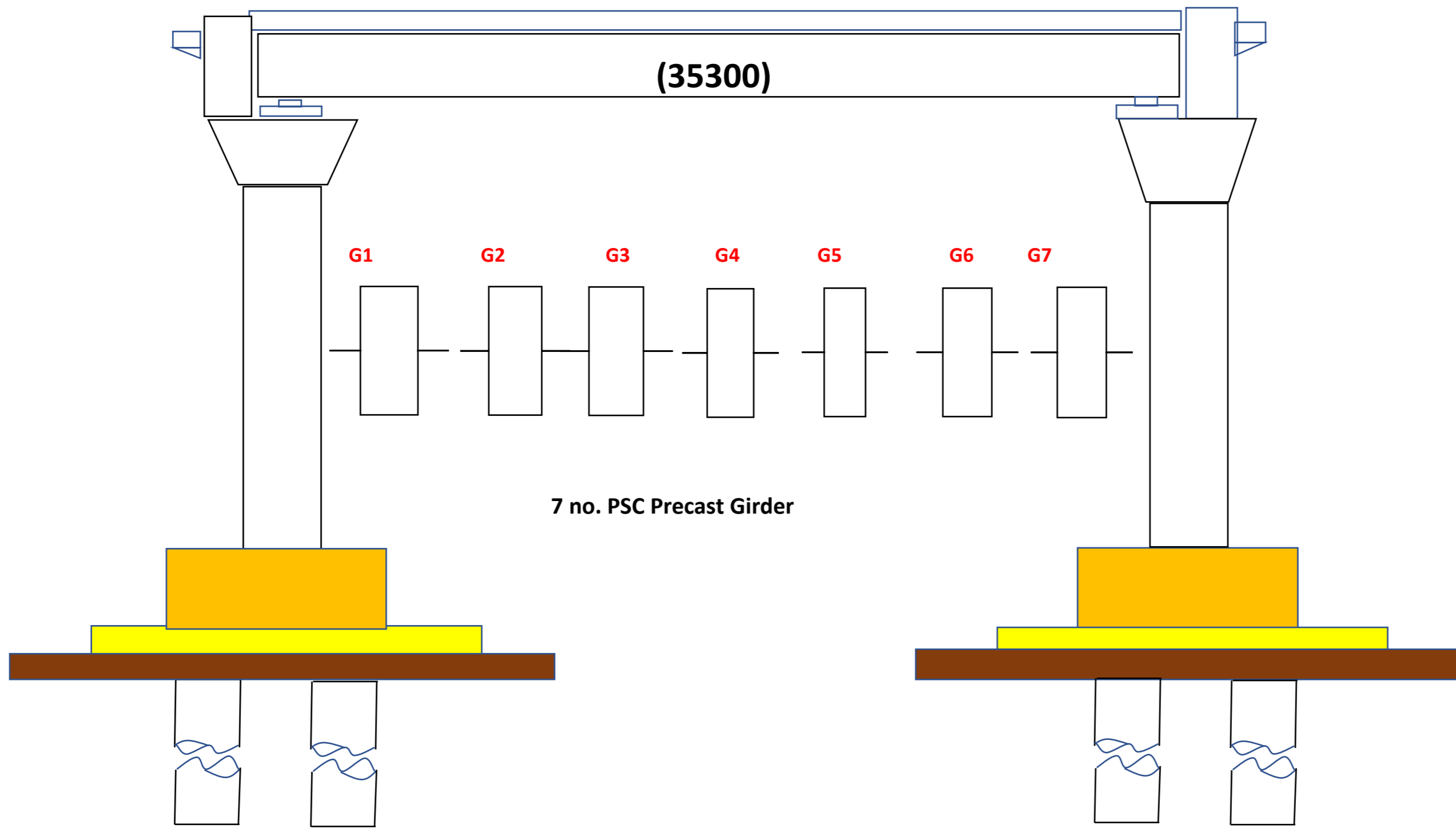
A1 LHS

A2 LHS

A1 RHS

A2 RHS

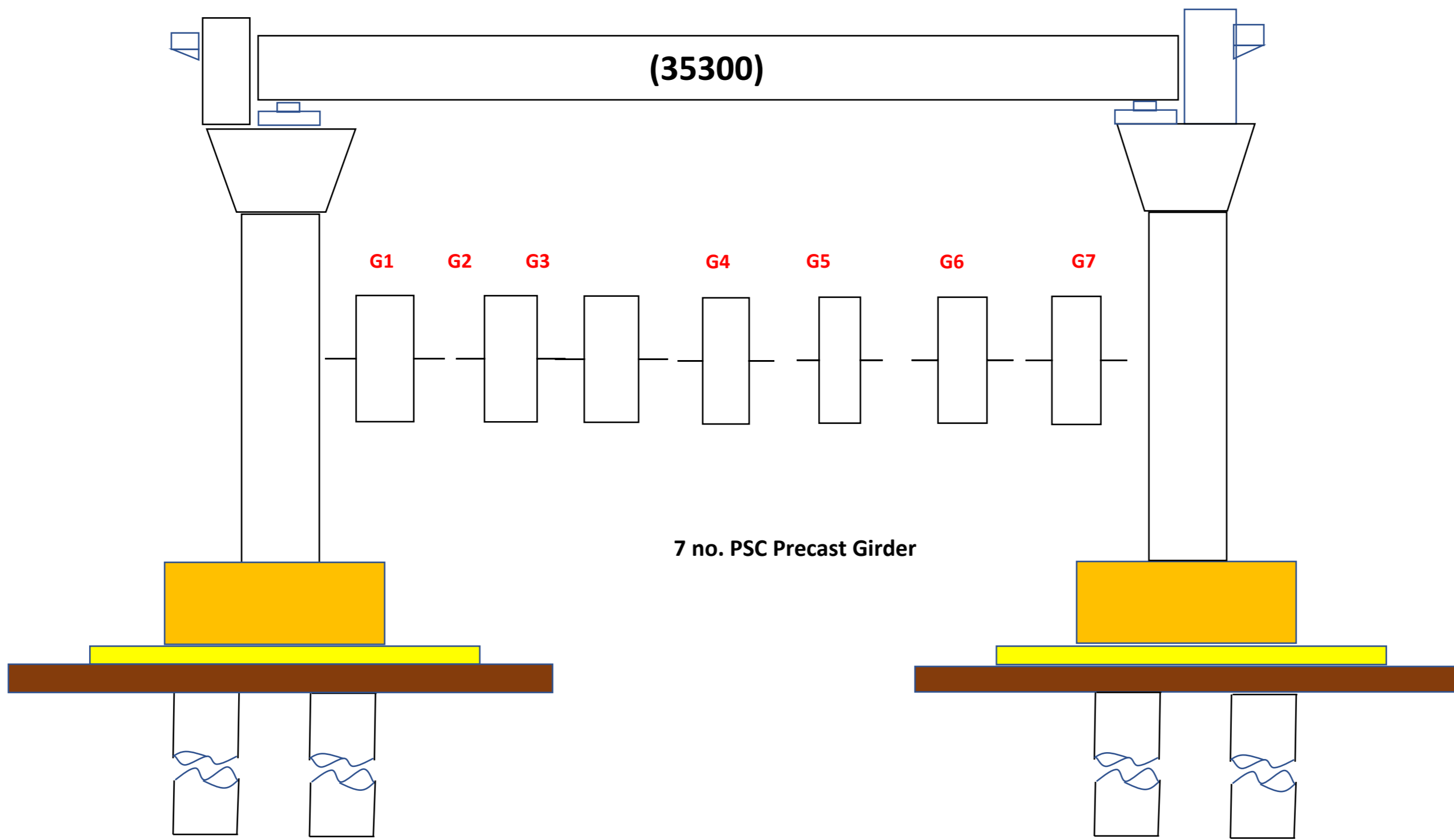
310+725 MNB (LHS)



LHS A1

LHS A2

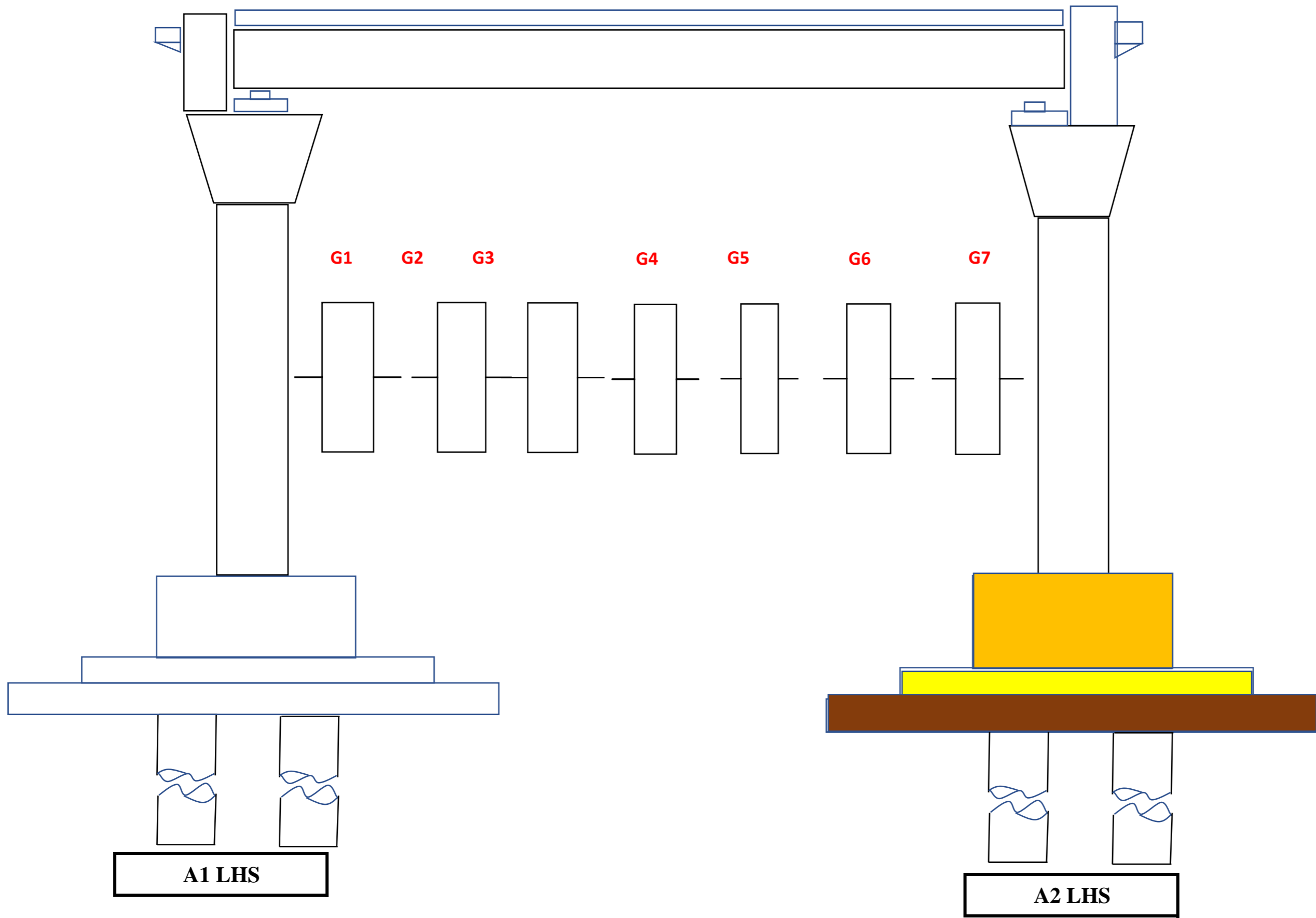
310+725 MNB (LHS)



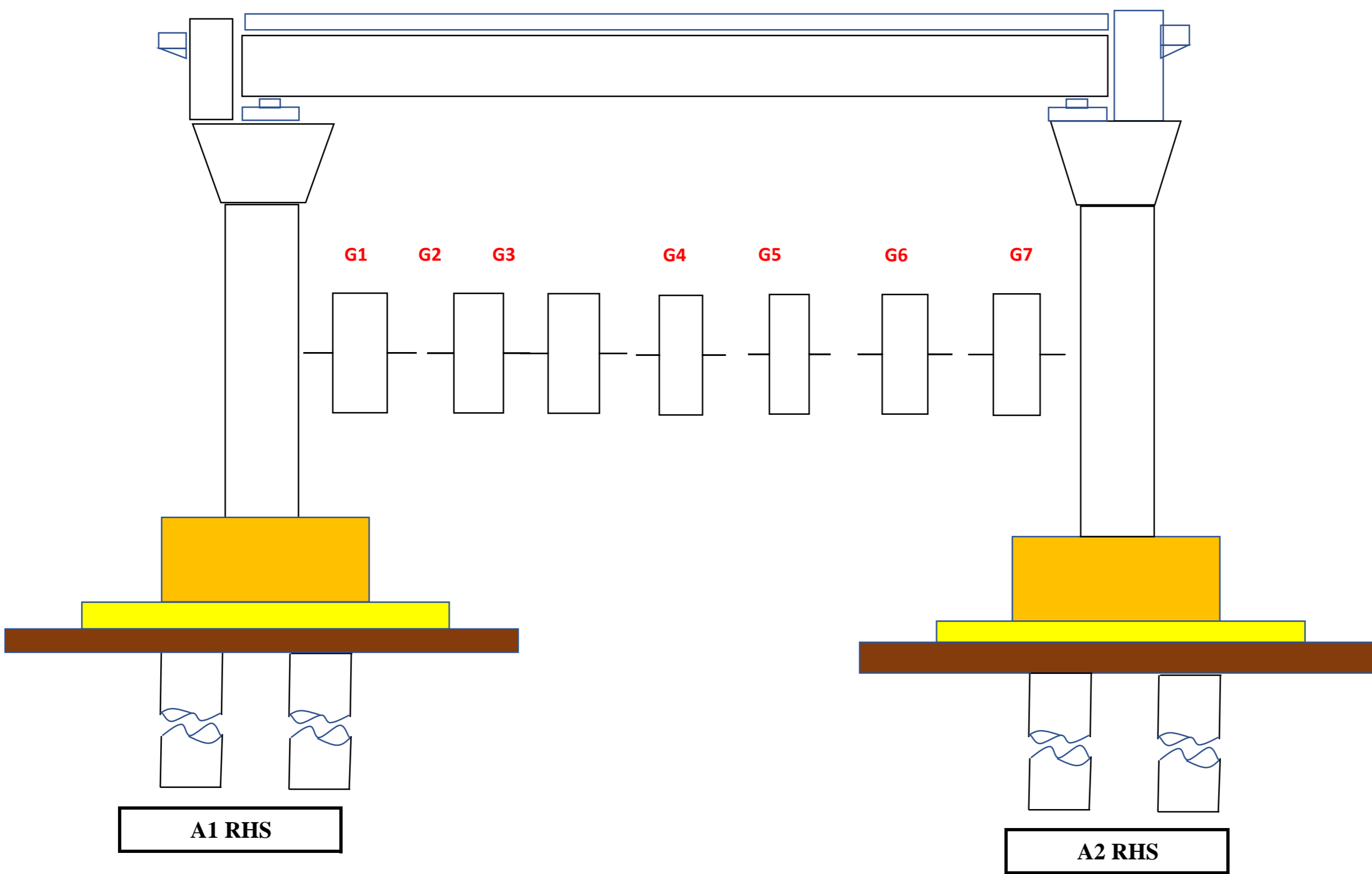
RHS A1

RHS A2

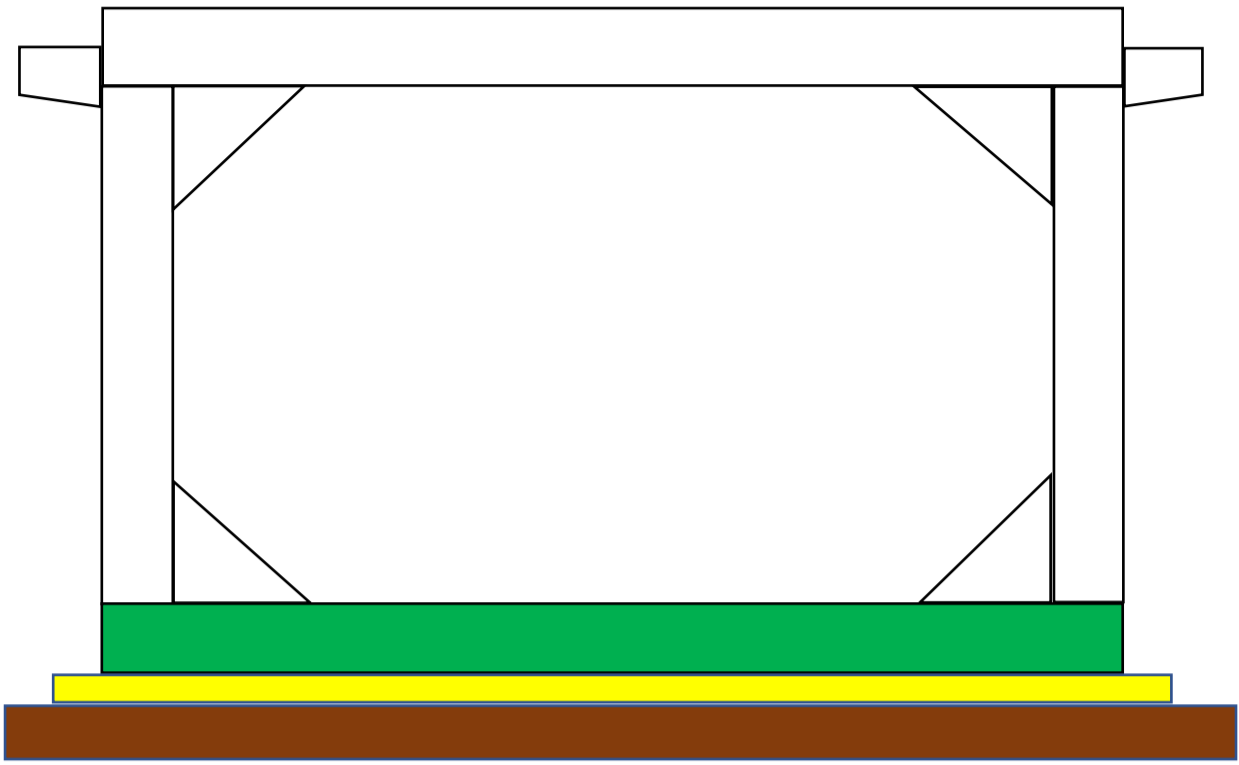
313+809 MNB (LHS)



313+809 MNB (RHS)

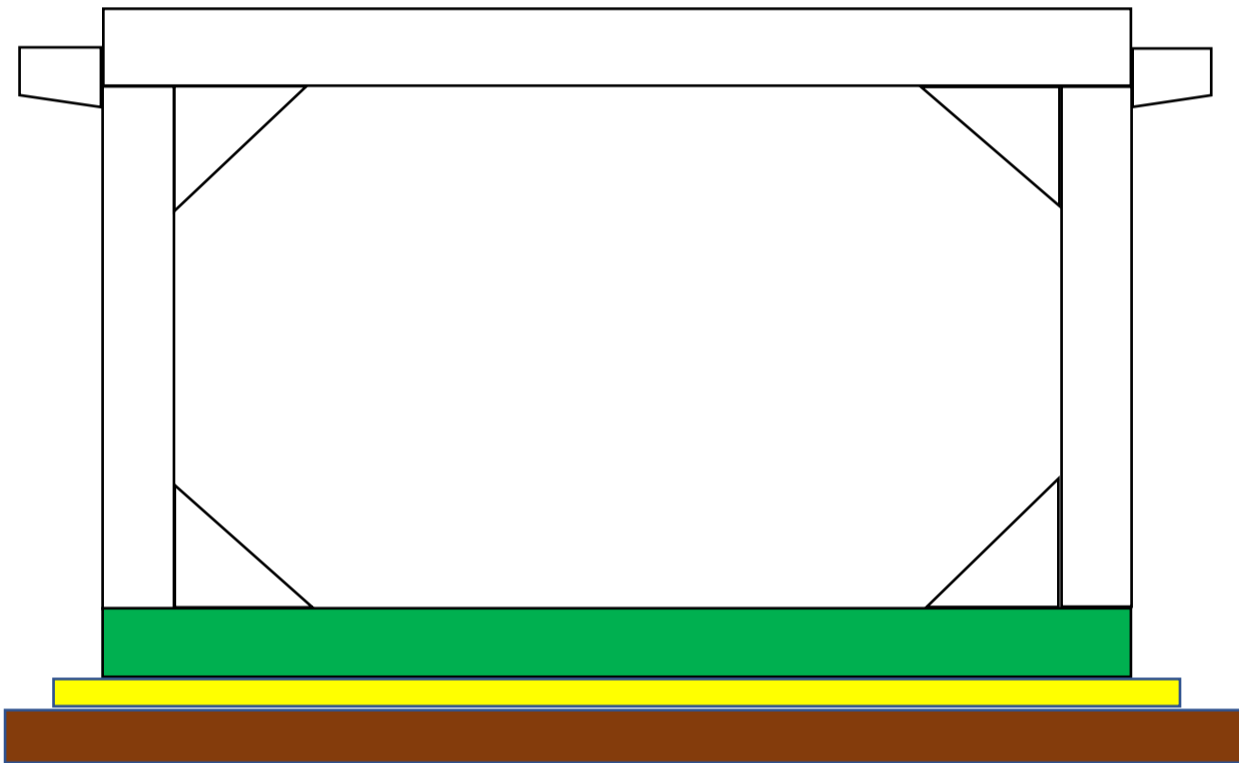


314+314 MNB (LHS)




	SLAB
	BRACKET
	Final lift
	Lift-4
	Lift-3
	Lift-2
	WALL
	HAUNCH
	RAFT
	PCC
	Excavation
	Work not started

314+314 MNB (RHS)



LAB. EQUIPMENTS CALIBRATION PLAN FOR THE MONTH OF APRIL-2020							
SL No	ITEM NAME	CAPACITY / SIZE	MAKE	ID NO	Date of Calibration	Due Date of Calibration	REMARK
1	Compression Testing Machine (CTM)	2000 KN	Haridarshan Instruments Lts	SL. No-201818	01.07.2019	30.06.2020	
2	Flexural Testing Machine (FTM)	100 KN	EIE Instruments	SL. No-1605180	18.12.2019	17.12.2020	
3	Proving Ring	25 KN	EIE Instruments	PR-25KN-01884	06.02.2020	05.04.2022	
4	Proving Ring	2.5 KN	EIE Instruments	PR-2.5KN-470.2018	08.05.2019	07.05.2020	
5	Electronic Balance	100 Kg	Swisser	SL. No-2190647	05.07.2019	04.07.2020	
6	Electronic Balance	50 Kg	Swisser	SL. No-2191210	24.12.2019	23.12.2020	
7	Electronic Balance	50 Kg	Swisser	SL. No-2191211	24.12.2019	23.12.2020	
8	Electronic Balance	50 Kg	Swisser	SL. No-2190683	05.07.2019	04.07.2020	
9	Electronic Balance	30 Kg	Swisser	SL. No-2190713	10.07.2019	07.07.2020	
10	Electronic Balance	30 Kg	Swisser	SL. No-2190714	10.07.2019	07.07.2020	
11	Electronic Balance	20 Kg	Swisser	SL. No-2190701	05.07.2019	04.07.2020	
12	Electronic Balance	10 Kg	Swisser	SL. No-2190326	15.06.2019	14.06.2020	
13	Rapid Moisture Meter (RMM)	0-25 %	EIE Instruments		24.12.2019	23.12.2020	
14	Digital Multi Thermometer	-50 to 300 o ^c	ACETEQ	ST-9283B	17.02.2020	16.02.2021	
15	Vicat Needle Apparatus		EIE Instruments		04.07.2019	03.07.2020	
16	CBR Mould	150 mm	EIE Instruments		24.12.2019	23.12.2020	
17	CBR Mould	150 mm	EIE Instruments		13.06.2019	12.06.2020	
18	Proctor Rammer	4.89 Kg.	EIE Instruments		13.06.2019	12.06.2020	
19	Rain Gauge		EIE Instruments		02.07.2019	01.07.2020	
20	Nuclear Density Gauge	Model No-H5001EZ	Humboldt	Sr. No-5458	09.09.2019	08.09.2020	
IN-HOUSE CALIBRATION							
1	Concrete Batching Plant (Patel)	240 M ³ /Hour	Schwing Stetter	H6N	20.02.2020	20.05.2020	
2	Concrete Batching Plant (Patel)	112 M ³ /Hour	Schwing Stetter	M-2.5 C	17.04.2020	16.07.2020	
3	Concrete Batching Plant (Patel)	60 M ³ /Hour	Schwing Stetter	M-1.0 C	15.04.2020	14.07.2020	
4	Concrete Batching Plant (Keya)	60 M ³ /Hour	Schwing Stetter	M-1.0 C	06.04.2020	05.07.2020	
5	Concrete Batching Plant (Lakhani)	30 M ³ /Hour	Nilkanth Engg works		20.03.2020	19.06.2020	
6	DLC Plant (Patel)	300 MT/Hour	Maxmech	MCMT300	18.04.2020	17.07.2020	
7	Moisture Container (Big Size)	100x75 cm	EIE Instruments		14.12.2019	13.06.2020	
8	Moisture Container (Mideum Size)	75x50 cm	EIE Instruments		14.12.2019	13.06.2020	
9	Moisture Container (Small Size)	50x50 cm	EIE Instruments		14.12.2019	13.06.2020	
10	Sand Pouring Cylinder No-01	200 mm	EIE Instruments		19.04.2020	18.07.2020	
11	Sand Pouring Cylinder No-02	200 mm	EIE Instruments		17.03.2020	16.06.2020	
12	Sand Pouring Cylinder No-03	200 mm	EIE Instruments		20.02.2020	19.05.2020	
13	Sand Pouring Cylinder No-04	200 mm	EIE Instruments		17.03.2020	16.06.2020	
14	Sand Pouring Cylinder No-02	150 mm	EIE Instruments		01.05.2020	30.07.2020	
15	Sand Pouring Cylinder No-01	100 mm	EIE Instruments		20.02.2020	19.05.2020	
16	Rapid Moisture Meter(RMM) No-01	0-25 %	EIE Instruments		20.02.2020	19.08.2020	
17	Rapid Moisture Meter(RMM) No-02	0-25 %	EIE Instruments		08.07.2019	07.07.2020	
18	Proctor Mould	1000 cc	EIE Instruments		06.04.2020	05.10.2020	
19	CBR Mould	150 mm dia	EIE Instruments		06.04.2020	05.10.2020	
20	Concrete cube Mould	15x15x15 cm	EIE Instruments		28.02.2020	27.02.2021	
21	Cement Mortar Mould	7.06x7.06x7.06 cm	EIE Instruments		23.12.2019	22.12.2020	
22	Beam Mould	70x15x15 cm	EIE Instruments		14.07.2019	13.07.2020	
23	Slump Cone	30x20x10 cm	EIE Instruments		23.12.2019	22.12.2020	

Annexure 09 Photographs



Ch.317+460 PUP LHS TOP Slab Concrete Work in Progress



Ch.306+820 PUP RHS TOP Slab Concrete Work in Progress

Annexure 09 Photographs



Ch.297+472 MNB A2 RHS Raft Concrete Work in Progress



Ch.313+808 MNB A2 LHS Raft Curing Work in Progress

Annexure 09 Photographs



Ch.307+400 to 307+500 RHS Earthwork in Progress



317+500 to 317+760 SG 1st rolling in progress

Annexure 10		Monthly monitoring of ongoing works for CGM(Tech.)	
Sr. No.	Monthly Monitoring Points	Status	Remarks
1	Monitoring of approved construction Programme viz-a-viz the actual progress.	PVKEPL Submitted Revised Work program as per approved Schedule G vide Letter No PVKEPL/HO/VKP3/IE/093/2020 Dt.12.05.2020,Approved by IE vide Letter No 1755Dt. 16.05.2020.	
2	Monitoring of the deployed resources (man, Machinery, material) viz-a-viz required for completion of work as per the original/extended period.	We have submitted machinery deployment schedule along with above work Programme, Letter No PVKEPL/HO/VKP3/IE/093/2020 Dt.12.05.2020,Approved by IE vide Letter No 1755Dt. 16.05.2020.	
3	Intimation of authority's losses like toll loss, accidents loss, contractual damages etc. in case the delays, from original Programme is due to default of the agency, along with quantifications of losses.	No losses to Authority as on date.	
4	Review of the woks included in the schedules based on the ground conditions over the land handed over to the agency for the earliest issue of COS notice/approval.	No COS as on date	
5	Requirement/ quantifications of the work as per the design/drawings of the agency on the sections / stretches not handed over by the authority.	Only 0.685 Km is remains to be handed over	
6	Review and recommendations of the claim of the agency (direct/indirect, losses/ damages as per contract and actual in reimbursable basis) intimated by the agency to the authority for its default till date.	No Claim as on date	
7	Status of any hindrance, obstructing any scope of work included under Schedules.	Hindered work front is 4.512 Km, comprising of 0.685 km Land acquisition and 3.827 km affected due to utility shifting.	