




ANNUAL REPORT

2023-24



Late Shri Vithalbhair G. Patel

(Founder)



We were founded in 1972, by the late Sh. Vithalbhair Gobarbhair Patel, as a partnership firm named as Patel Construction Company and were formally incorporated as a Private Limited Company in 2004. We are promoted and managed by Sh. Pravinbhair Vithalbhair Patel, Chairman, Sh. Arvind Vithalbhair Patel, Managing Director

We are an established construction, development and maintenance service company mainly involved in the business framework of construction of roads and highways, bridges, irrigation and mining projects, construction of commercial buildings, and other ancillary services like toll collection, operation and maintenance of highways.

BOARD OF DIRECTORS



Mr. Pravinbhai Vithalbhai Patel
Chairman & Whole-Time Director



Mr. Arvind Vithalbhai Patel
Managing Director



Mr. Dineshbhai Pragjibhi Vaviya
Whole-Time Director



Mr. Harcharansingh Pratapsingh Jamdar
Managing Director



Mr. Sandip Anilkumar Sheth
Independent Director



Mr. Mehulkumar Dineshbhai Patel
Independent Director



Mr. Hemantkumar Jayantilal Patel
Independent Director



Ms. Deepti Sharma
Independent Director

AWARDS



Ministry of Road Transport and Highways, Government of India acknowledges Patel Infrastructure Ltd. team's exceptional project management skills on the Lambra Sahakot Section of NH-71.



Mr. Arvind Patel has been felicitated with a special award in recognition of outstanding contribution in the construction of a 2.5 km long, 4-lane cement concrete road (PQC) constructed in 24 hours on the Vadodara-Mumbai section of the Delhi-Mumbai Expressway in Gujarat (India Book of Records).



GCA Recognized Excellence for Patel Infrastructure's Eight Lane Vadodara-Kim Expressway Project showcases precision and commitment, securing the prestigious Excellence in the Construction Sector-Highways (500 cr and above) award.

AWARDS



Patel Infrastructure Ltd., crowned Best Achiever of the Year 2023 by GCA in the AA Class Contractor category, stands tall with unwavering dedication and exceptional performance.



GCA - acknowledged, The Eight Lane Vadodara-Kim Expressway Project by Patel Infrastructure clinches the Best Completed Project award (500 Cr. and Above). This recognition echoes our pledge to deliver transformative infrastructure on a grand scale.

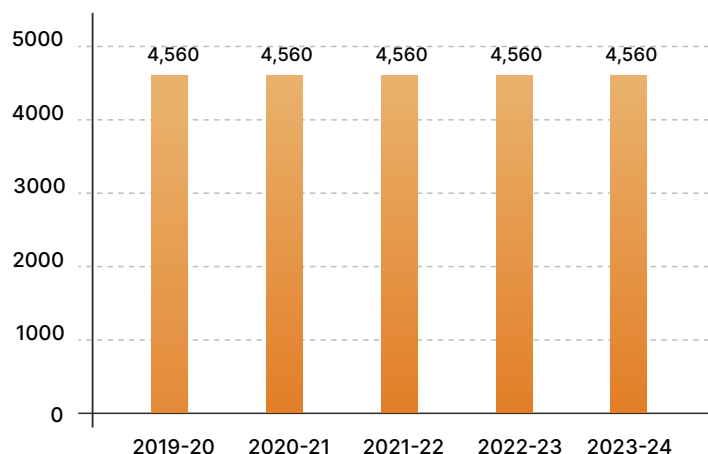


In a nod to innovation and leadership, Mr. Krunal A. Patel, Director of Strategy Business Development, is honored as the Best Young Achiever of the Year by the Gujarat Contractor's Association (GCA). Recognizing his visionary contributions, this award is a testament to Patel Infrastructure Ltd.'s forward-thinking approach and commitment to industry growth.

FINANCIAL PERFORMANCE CHART

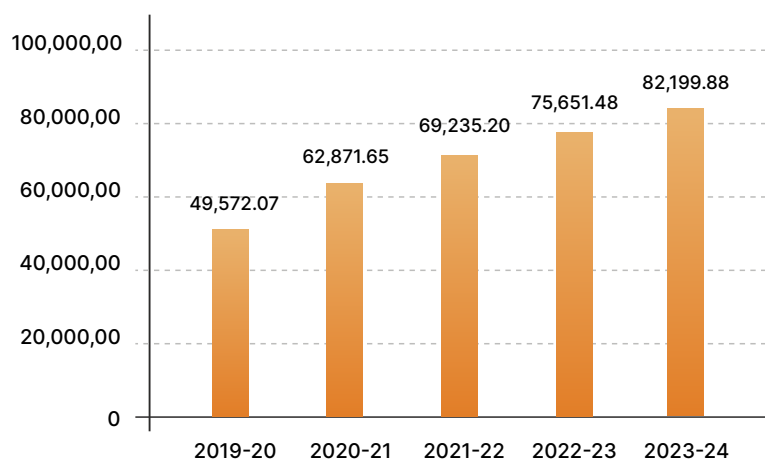
Paid up Capital (Rs. In Lacs)

FINANCIAL YEARS	PAID UP CAPITAL (Rs. In Lacs)
2019-20	4,560
2020-21	4,560
2021-22	4,560
2022-23	4,560
2023-24	4,560



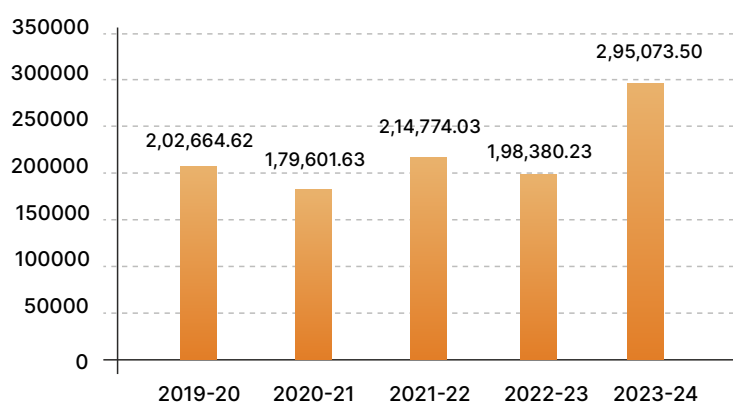
Reserve & Surplus (Rs. In Lacs)

FINANCIAL YEARS	RESERVE & SURPLUS (Rs. In Lacs)
2019-20	49,572.07
2020-21	62,871.65
2021-22	69,235.20
2022-23	75,651.48
2023-24	82,199.88



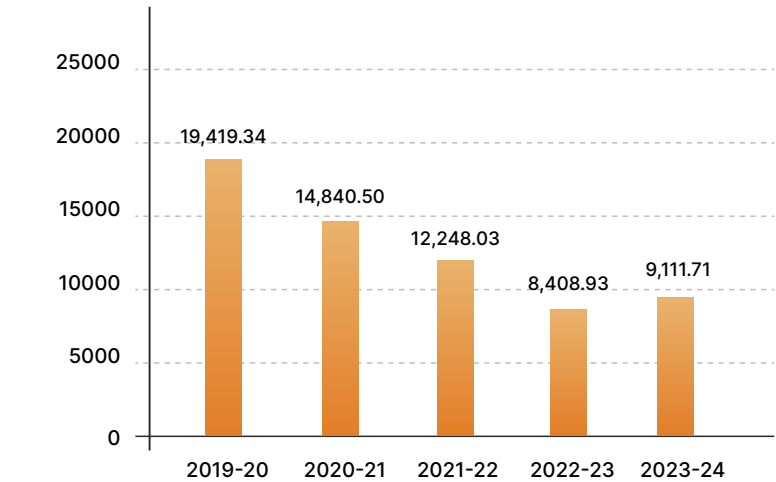
Turnover (Rs. In Lacs)

FINANCIAL YEARS	TURNOVER (Rs. In Lacs)
2019-20	2,02,664.62
2020-21	1,79,601.63
2021-22	2,14,774.03
2022-23	1,98,380.23
2023-24	2,95,073.50



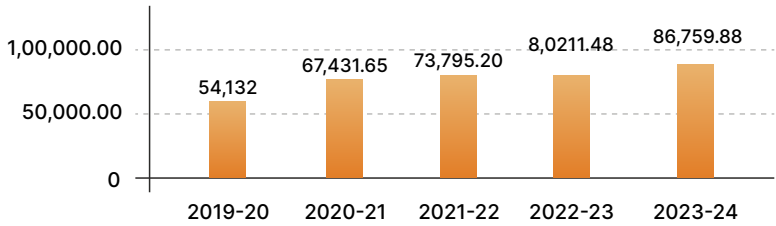
Profit Before Tax (Rs. In Lacs)

FINANCIAL YEARS	PROFIT BEFORE TAX (Rs. In Lacs)
2019-20	19,419.34
2020-21	14,840.50
2021-22	12,248.03
2022-23	8,408.93
2023-24	9,111.71



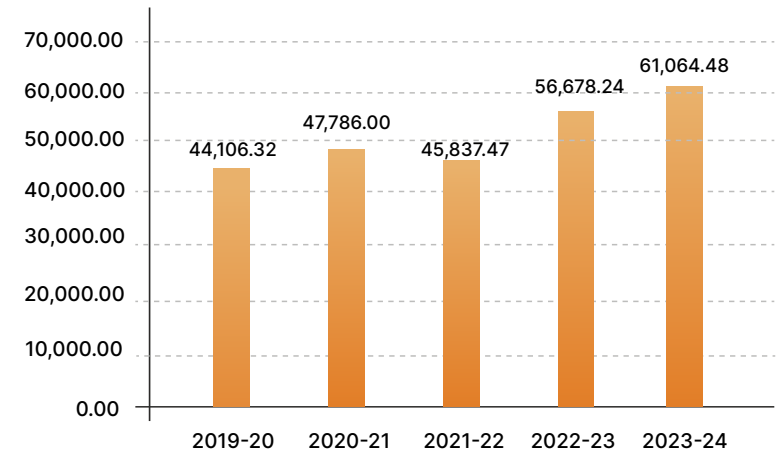
Net Worth (Rs. In Lacs)

FINANCIAL YEARS	NET WORTH (Rs. In Lacs)
2019-20	54,132.00
2020-21	67,431.65
2021-22	73,795.20
2022-23	80,211.48
2023-24	86,759.88



Gross Block (Rs. In Lacs)

FINANCIAL YEARS	GROSS BLOCK (Rs. In Lacs)
2019-20	44,106.32
2020-21	47,786.00
2021-22	45,837.47
2022-23	56,678.24
2023-24	61,064.48



MAJOR ACHIVEMENT


DARAH-JHALAWAR PROJECT

Completion of Construction of 4- Lane Road on NH – 12
(New – 52) from Km 299.000 to 346.540 (Design Chainage
from 9.860 to 58.740) (Darah- Jhalawar – Teendhar section)
in the State of Rajasthan under NHDP Phase – III on Hybrid
Annuity Project (Length 48.880 Km.) – Package II



VADODARA -KIM EXPRESSWAY

Completion of Construction of Eight Lane Vadodara Kim Expressway from Km 292.00 to Km 323.00 (Manubar to Sanpa Section of Vadodara Mumbai Expressway) in the State of Gujarat under NHDP Phase – VI on Hybrid Annuity Mode (Phase IA – Package III)



INDEX

01	CORPORATE GENERAL INFORAMTION	pg 11
02	DIRECTOR'S REPORT	pg 13
STANDALONE		
03	INDEPENDENT AUDITOR'S REPORT	pg 50
04	BALANCE SHEET	pg 61
05	PROFIT & LOSS STATEMENT	pg 62
06	CASHFLOW STATEMENT	pg 63
07	NOTES TO FINANCIAL STATEMENT	pg 66
CONSOLIDATED		
08	INDEPENDENT AUDITOR'S REPORT	pg 122
09	BALANCE SHEET	pg 128
10	PROFIT & LOSS STATEMENT	pg 129
11	CASHFLOW STATEMENT	pg 130
12	NOTES TO FINANCIAL STATEMENT	pg 133



CORPORATE GENERAL INFORMATION

BOARD OF DIRECTORS

Mr. Pravinbhai Vithalbhai Patel
Chairman & Director

Mr. Arvind Vithalbhai Patel
Managing Director

Mr. Dineshbhai Pragjibhai Vaviya
Director

Mr. Harcharansingh Pratapsingh Jamdar
Independent Director

Mr. Hemantkumar Jayantilal Patel
Independent Director

Mr. Mehulkumar Dineshbhai Patel
Independent Director

Mr. Sandip Anilkumar Sheth
Independent Director

Ms. Deepti Sharma
Independent Director

OTHER KEY PERSONNELS

Mr. Jay P. Patel
Director - Technical

Mr. Krunal A. Patel
Director - Strategic Business Development

Mr. Parth A. Patel
Director - Commercial

CHEF FINANCIAL OFFICER

Mr. Nikunj Chhotalal Shah

COMPANY SECRETARY

Mr. Aswini Kumar Sahu

AUDITORS

M/s. Surana Maloo & Co,
Chartered Accountants, Ahmedabad
(Statutory Auditors)

M/s. Sunil Mulchandani & Associates,
Company Secretaries, Ahmedabad
(Secretarial Auditors)

M/s. B.R & Associates,
Cost Accountants, Ahmedabad
(Cost Auditors)

CONSORTIUM BANKING

Punjab National Bank
(Earlier known as Oriental Bank of
Commerce)

Bank of Baroda

State Bank of India

Standard Chartered Bank

ICICI Bank Ltd.

RBL Bank Ltd.

The Federal Bank Ltd

Yes Bank Limited

DEBENTURE TRUSTEE

Vistra ITCL (India) Limited

COMMITTEES:

AUDIT COMMITTEE

S.No	NAME OF DIRECTOR	CATEGORY
01	Ms. Deepti Sharma	Chairperson
02	Mr. Sandip Anilkumar Sheth	Member
03	Mr. Hemantkumar Jayantilal Patel	Member
04	Mr. Pravinbhai Vithalbhai Patel	Member

STAKEHOLDERS RELATIONSHIP COMMITTEE

S.No	NAME OF DIRECTOR	CATEGORY
01	Mr. Sandip Anilkumar Sheth	Chairman
02	Ms. Deepti Sharma	Member
03	Mr. Arvind V. Patel	Member

NOMINATION AND REMUNERATION COMMITTEE

S.No	NAME OF DIRECTOR	CATEGORY
01	Mr. Hemantkumar Jayantilal Patel	Chairman
02	Mr. Mehulkumar Dineshbhai Patel	Member
03	Mr. Harcharansingh Pratapsingh Jamdar	Member

CORPORATE SOCIAL RESPONSIBILITY COMMITTEE

S.No	NAME OF DIRECTOR	CATEGORY
01	Mr. Arvind Vithalbhai Patel	Chairman
02	Mr. Pravinbhai Vithalbhai Patel	Member
03	Ms. Deepti Sharma	Member

REGISTERED OFFICE :

Patel Infrastructure Limited

"Patel House", Beside Prakruti Resort,
Chhani Road, Chhani – 391 740,
Vadodara, Gujarat , India

CIN: U45201GJ2004PLC043955

Tel.: +91 265 277 6678 , 277 7778

Fax.: +91 265 277 7878

Website: www.patelinfra.com

Email: ho@patelinfra.com

REGISTRAR & SHARE TRANSFER AGENT

Bigshare Services Private Limited

1st Floor, Bharat Tin Works Building,
Opp. Vasant Oasis, Makwana Road, Marol,
Andheri East, Mumbai , Maharashtra,
Pincode - 400 072,

Tel.: 022 62638200 | Fax.: 022 62638299

Email : rajeshm@bigshareonline.com

DIRECTOR'S REPORT

To,
The Members,
Patel Infrastructure Limited,

Your directors have pleasure in presenting their **20th Annual Report** together with Audited Accounts of the Company and Auditors' Report thereon for the year ended on **31st March, 2024**

FINANCIAL SUMMARY/STATE OF COMPANYS' AFFAIRS/RESULTS

The Company's financial performance for the year ended **March 31, 2024** with previous figure are summarised hereunder:

PARTICULARS	STANDALONE		CONSOLIDATED	
	2023-24 (RS. IN LACS)	2022-23 (RS. IN LACS)	2023-24 (RS. IN LACS)	2022-23 (RS. IN LACS)
Total Income	2,99,742.15	2, 00,338.89	3,29,862.90	2,55,339.89
Total Expenditure	2,86,720.24	1, 91,929.96	3,08,374.22	2,43,830.75
Profit Before exceptional Item and Tax	13,021.91	8,408.93	21,488.68	11,509.14
Exceptional Item	3,910.20	-	2,343.41	-
Profit Before Tax	9,111.71	8,408.93	23,832.09	11,509.14
Tax expense:				
- Current Tax	3,586.67	1,090.42	5,918.24	1,243.03
- (Excess)/ Short provision of earlier periods	-	1,539.41	(41.10)	1,538.07
- Deferred Tax	(1,734.61)	(423.00)	9,089.05	6,083.07
Profit after Tax	7,259.65	6,202.10	8,865.90	2,644.97
Other Comprehensive income				
Remeasurements of defined benefit (liability /asset income tax related to above item)	(55.50)	286.21	(57.15)	287.60
Income tax related to above items	13.97	(72.03)	14.38	(72.38)
Other Comprehensive income (net of taxes)	(41.53)	214.18	(42.77)	215.22
Total Comprehensive income for the year	7,218.12	6,416.28	8,823.13	2,860.19
Profit Carried to the Balance Sheet	7,259.65	6,202.10	8,865.90	2,644.97

CURRENT DEVELOPMENT AND FUTURE PROSPECTS

For the current financial year, our company has achieved a turnover (Revenue from Operations) of ₹2,95,073.50 lakhs, representing an increase of approximately 48.74% compared to the turnover of Rs.1,98,380.23 lakhs in the previous financial year. The company has reported a profit before tax of Rs.13,021.91 lakhs, reflecting a growth of around 54.86% from last year's profit before tax of Rs. 8,408.93 lakhs. Profit After Tax (PAT) stands at Rs. 7,259.65 lakhs, marking an increase of approximately 17.10% compared to the PAT of Rs. 6,202.10 lakhs in the previous financial year.

These significant improvements highlight our strong performance and continued growth, positioning us favorably for future opportunities.

FINANCIAL AND LIQUIDITY POSITION

The Company has successfully secured both long-term and short-term financing, including equipment finance, from a range of financial institutions. These include Punjab National Bank, Bank of Baroda, State Bank of India, ICICI Bank, Standard Chartered Bank, RBL Bank Limited, Yes Bank, Federal Bank Limited, Kotak Mahindra Bank Limited, HDFC Bank, and other key financial entities.

This diversified financing has been instrumental in maintaining a robust financial and liquidity position throughout the year. The Board of Directors extends their sincere gratitude to all the banks and financial institutions for their unwavering support and partnership, which has significantly contributed to the Company's financial stability and growth.

SUBSIDIARIES, JOINT VENTURES, AND ASSOCIATES

The Consolidated Financial Statements of the Company and its subsidiaries, Joint Ventures and Associates, prepared in accordance with Indian Accounting Standards notified under the Companies (Indian Accounting Standards) Rules, 2015 ('Ind AS'), forms part of the Annual Report and are reflected in the Consolidated Financial Statements of the Company.

At present company have following SUBSIDIARIES, JOINT VENTURES, and ASSOCIATES:

SR.NO	NAME AND ADDRESSOF COMPANY	HOLDING/SUBSIDIZRY/ASSOCIATE
1	Patel Highway Management Private Limited "PHMPL"	Wholly Own Subsidiary
2	Patel Bridge Nirman Private Limited "PBNPL"	Subsidiary
3	Patel Hospitality Private Limited "PHPL"	Wholly Own Subsidiary
4	Patel Cholopuram-Thanjavur Highway Private Limited "PCTHPL"	Wholly Own Subsidiary
5	Patel Sethiyahopu-Cholopuram Highway Private Limited "PSCHPL"	Wholly Own Subsidiary
6	Patel Darah-Jhalawar Highway Private Limited "PDJHPL"	Wholly Own Subsidiary
7	Patel Vadodara-Kim Expressway Private Limited "PVKEPL"	Wholly Own Subsidiary
8	*Patel Concretech Private Limited " PCPL"	Wholly Own Subsidiary

Also During the year, the Board of Directors ('the Board') reviewed the affairs of the subsidiaries. In accordance with Section 129(3) of the Companies Act, 2013, we have prepared consolidated financial statements of the Company and all its Subsidiaries, Joint Ventures and Associates, which forms part of the Annual Report.

During the year, the Company has successfully completed the monetization of two road assets: (a) Patel Darah-Jhalwar Highway Private Limited and (b) Patel Vadodara-Kim Expressway Private Limited. The ownership and management of these entities have been transferred to the Actis Group. As a result of this transaction, both companies ceased to be wholly owned subsidiaries of Patel Infrastructure Limited effective from February 6, 2024 and February 7, 2024 respectively. Also note that Patel Concretech Private Limited has become subsidiary effective from 29.03.2024.

PERFORMANCE AND FINANCIAL POSITION OF EACH OF THE SUBSIDIARIES, ASSOCIATES AND JOINT VENTURE COMPANIES INCLUDED IN THE CONSOLIDATED FINANCIAL STATEMENT

The company has prepared consolidated financial statements of the Company and its subsidiaries and a separate statement containing the salient features of financial statement of subsidiaries, joint ventures and associates in Form AOC-1 attached as Annexure - 3 which forms part of this Report. The statement also provides the details of performance, financial positions of each of the subsidiaries.

ANNUAL RETURN AND MGT-9

The extract of Annual Return required under Section 134(3)(a) of the Companies Act, 2013 read with rule 12(1) of the Companies (Management and Administration) Rules, 2014, in Form MGT-9, for the Financial Year ended 31st March, 2024 is annexed herewith as Annexure - 6 and forms part of the Director Report. Annual return and MGT-9 will be available on the Company's Website <https://www.patelinfra.com>.

PARTICULAR OF BOARD MEETINGS AND COMMITTEE MEETINGS DURING THE YEAR

SR. NO	TYPE OF MEETING /POSTAL BALLOT /CIRCULAR RESOLUTION, ETC.	NUMBER OF MEETING /CIRCULAR RESOLUTION PASSED, ETC.	DATES OF MEETINGS HELD DURING FINANCIAL YEAR 2022-23
1	Board Meeting	4(Four)	20.06.2023 , 28.09.2023 , 28.12.2023 , 28.03.2024
2	Audit Committee meeting	4(Four)	20.06.2023 , 28.09.2023 , 28.12.2023 , 28.03.2024
3	CSR Committee meeting	2(Two)	28.09.2023 , 28.03.2024
4	NRC Committee meeting	1(One)	28.12.2023
5	Finance Administration And Share Transfer Committee "FAS Committee" of Board of Directors	14(forteen)	28.04.2023, 10.05.2023, 22.05.2023, 05.06.2023, 21.06.2023, 13.07.2023, 31.07.2023, 09.09.2023, 07.10.2023, 25.11.2023, 21.12.2023, 03.01.2024, 19.01.2024, 20.02.2024
6	Separate Meeting of Independent Directors	1(One)	29.03.2024
7	Debenture Issue Committee	Nil	--
8	Circular Resolution	Nil	--

The prescribed quorum was present for all the meetings. Further, the Board confirms compliance with the requirements of the Secretarial Standards as issued by the Institute of Company Secretaries of India and Ministry of Corporate Affairs.

DIRECTORS' RESPONSIBILITY STATEMENT

In accordance with the provisions of section 134 of the Companies Act, 2013, the director state that:

- (a) in the preparation of the annual accounts, the applicable accounting standards had been followed along with proper explanation relating to material departures;
- (b) the directors had selected such accounting policies and applied them consistently and made judgments and estimates that are reasonable and prudent so as to give a true and fair view of the state of affairs of the company at the end of the financial year and of the profit and loss of the company for that period;
- (c) the directors had taken proper and sufficient care for the maintenance of adequate accounting records in accordance with the provisions of this Act for safeguarding the assets of the company and for preventing and detecting fraud and other irregularities;
- (d) the directors had prepared the annual accounts on a going concern basis; and
- (e) the directors, had laid down internal financial controls to be followed by the company and that such internal financial controls are adequate and were operating effectively.
- (f) the directors had devised proper systems to ensure compliance with the provisions of all applicable laws and that such systems were adequate and operating effectively.

DIRECTORS AND KEY MANAGERIAL PERSONNEL

a. Changes in Directors and Key Managerial Personnel

During the year (i) Mr. Madhubhai P. Vaviya (DIN: 00009100) has been resigned W.e.f 28.12.2023 (ii) Mr. Sureshbhai P Vaviya (DIN: 00009106) has been resigned W.e.f 28.12.2023 and Pursuant to Section 152 of the Companies Act, 2013, (i) Mr. Dineshbhai P Vaviya (DIN: 00009097) Director of the Company, retires by rotation and being eligible, offers himself for re-appointment at the ensuing Annual General Meeting .

All the Directors have submitted the requisite disclosures/ declarations as required under the relevant provisions of the Companies Act, 2013. Further, All Independent Directors of the Company have given declarations that they meet the criteria of independence as laid down under Section 149 (6) of the Act. In the opinion of the Board, they fulfill the conditions of independence as specified in the Act and the Rules made there under and are independent of the management.

c. Separate Meeting of Independent Directors

During the year under review, in compliance with the requirements of Section 149 read with Schedule IV of the Companies Act, 2013, a separate meeting of Independent Directors of the Company, without attendance of Non-Independent Directors and members of management, was held on 29.03.2024, wherein, the Independent Directors:

1. Reviewed the performance of Non-Independent Directors;
2. Reviewed the performance of Board as a whole;
3. Reviewed the performance of Chairman of the Company;
4. Assessed the quality, quantity and timelines of flow of information between the Management and the board that is necessary for the Board to effectively and reasonably perform its duties.

COMMITTEES OF BOARD

Our Company has constituted the following Board committees:

- a. Audit Committee;
- b. Nomination and Remuneration Committee;
- c. Stakeholders Relationship Committee;
- d. Corporate Social Responsibility Committee ;
- e. Finance Administration and Share Transfer Committee "FAS COMMITTEE";
- f. IPO Committee.; and
- g. Debenture Issue Committee.

Pursuant to the resignation of Mr. Madhubhai P. Vaviya and Mr. Sureshbhai P. Vaviya from the directorship of the Company with effect from 28.12.2023 respectively, they ceased to be member of the committees and the Board has re-constituted the Stakeholders Relationship Committee, Corporate Social Responsibility Committee, Finance Administration and Share Transfer Committee (FAS Committee), and the Debenture Issue Committee, effective December 28, 2023. Additionally, the IPO Committee has been dissolved, effective from December 28, 2023.

a. Audit Committee:

Board has duly constituted Audit Committee as per provisions of Section 177 of the Companies Act, 2013.

The compositions of the audit committee are hereunder:

1. Ms. Deepti Sharma – Chairperson
2. Mr. Sandip Anilkumar Sheth – Member
3. Mr. Hemantkumar Jayantilal Patel – Member
4. Mr. Pravinbhai Vithalbhai Patel – Member

b. Nomination and Remuneration Committee

A committee of the Board has been formed which is named as Nomination and Remuneration Committee which has been entrusted with the task to recommend a policy of the Company on Directors appointment and remuneration, including criteria for determining qualification, positive attributes, independence of a Director and other matters and to frame proper systems for identification, appointment of Directors & KMPs, Payment of Remuneration to them and evaluation of their performance and to recommend the same to the Board from time to time. Nomination and Remuneration Policy of the Company is available on company's website at http://patelinfra.com/images/policies/Nomination_Remuneation_policy.pdf and enclosed herewith as Annexure 1.

The Nomination and Remuneration Committee has the following Composition:

1. Mr. Hemantkumar Jayantilal Patel – Chairman
2. Mr. Mehulkumar Dineshbhai Patel – Member
3. Mr. Harcharansingh Pratapsingh Jamdar – Member

c. Stakeholders Relationship Committee

In compliance with the provisions of Section 178 of the Companies Act, 2013 and Regulation 20(4) of the SEBI (LODR) Regulations, 2015 the Board has constituted the "Stakeholders' Relationship Committee".

The committee has been reconstituted pursuant to a resolution of our Board dated December 28, 2023.

The Committee shall Considering and resolving grievances of shareholders, debenture holders and other security holders, Redressal of grievances of the security holders of our Company, including complaints in respect of allotment of Equity Shares, transfer of Equity Shares, non-receipt of declared dividends, annual reports, balance sheets of our Company, etc.; and, Carrying out any other functions required to be undertaken by the Stakeholders Relationship Committee under applicable laws.

The stakeholders relationship committee currently comprises:

1. Mr. Sandip Anilkumar Sheth– Chairperson
2. Ms. Deepti Sharma– Member
3. Mr.Arvind Vithalbhai Patel– Member

The total number of complaints received and resolved to the satisfaction of the shareholders during the year under review was Nil. No complaints were pending as on March 31, 2024.

d. Corporate Social Responsibility Committee.

Our Corporate Social Responsibility (CSR) Committee was originally constituted by a resolution of our Board dated May 1, 2014, and was subsequently reconstituted by a resolution of our Board dated December 28, 2023. The CSR Committee is in compliance with Section 135 of the Companies Act, 2013. The current members of the Corporate Social Responsibility Committee are:

1. Mr. Arvind Vithalbhai Patel – Chairperson
2. Mr. Pravinbhai Vithalbhai Patel – Member
3. Ms. Deepti Sharma – Member

e. Finance Administration and Share Transfer Committee “FAS COMMITTEE”

The Board has constituted Finance Administration and Share Transfer Committee “FAS COMMITTEE” the committee has been reconstituted pursuant to a resolution of our Board dated December 28, 2023 and comprising Mr. Pravinbhai Vithalbhai Patel, Mr. Arvind Vithalbhai Patel, Mr. Hemantkuamr Jayntilal Patel and any amendment thereto to review banking arrangements, reviews and approves certain short terms and long term loans, investment transaction, and other various day to day operation of the company, etc. as per the authority granted to the said committee. FAS COMMITTEE meets as and when the need to consider any matter assigned to it arises.

f. IPO Committee.

The IPO Committee has been dissolve from 28.12.2023

g. Debenture Issue Committee.

The Board of Directors has constituted “Debenture Issue Committee” w.e.f from June 19, 2019, and reconstituted pursuant to a resolution of our Board dated December 28, 2023 to complete various legal, statutory and procedural formalities with the Registrar of Companies, Gujarat at Ahmedabad or any other statutory agencies or relevant authorities as may be required and other matters incidental thereto.

The committee comprising of:

1. Mr. Pravinbhai V. Patel, Chairman
2. Mr. Arvind V. Patel, Member
3. Mr. Mehulkumar Dineshbhai Patel, Member

AUDITORS

(i) Statutory Auditor

M/s. Surana Maloo & Co., Chartered Accountants, (Firm Registration No .112171W) were appointed as Statutory Auditors of the Company for a period of 5 (Five) consecutive years in the AGM held on 30.09.2022 (18th AGM) until the conclusion of the ensuing 23rd Annual General Meeting to be held in 2027. The Auditors have confirmed that they are not disqualified from continuing as Statutory Auditors of the Company and hold a valid certificate issued by Peer Review Board of the ICAI.

The Notes to Accounts forming part of the financial statements are self-explanatory and need no further explanation. There is no qualification or adverse remarks in the Auditor’s Report which require any explanation from the Board of Directors. Further, There is no frauds reported by auditor under section 143 (12) of the Companies Act, 2013.

(ii) Cost Auditor and Disclosure about Cost Audit

Pursuant to directions issued by Government of India, Ministry of Corporate Affairs (MCA) for appointment of Cost Auditors, the Board of Directors had appointed M/s B. R. & Associates, Cost Accountants, a Cost Accountant as a Cost Auditor of the Company for the financial year beginning from April 1, 2023 and ended March 31, 2024 and on recommendation of Board he has appointed for the financial year beginning from April 1, 2024 ended March 31, 2025. The members are requested to ratify the remuneration to be paid to the cost auditors of the Company.

(iii) Secretarial Audit

M/s. Sunil Mulchandani & Associates, Practicing Company Secretaries were appointed to conduct the secretarial audit of the Company for the financial year 2023-24, as required under Section 204 of the Companies Act, 2013 and rules there under. There is no qualification, reservation or adverse remark made by the Secretarial Auditor in the Secretarial Audit Report. The secretarial audit report for FY 2023-24 forms part of this Annual Report as Annexure -2.

(iv) Internal Auditors

The Board of Directors had appointed M/s. Sharp & Tannan, Chartered Accountants, as Internal Auditors of the Company for the F. Y. 2023-24.

PARTICULARS OF LOANS, GUARANTEES OR INVESTMENTS

The provisions of Section 186 of the Companies Act, 2013, with respect to a loan, guarantee or security is not applicable to the Company as the Company is engaged in providing infrastructural facilities which is exempted under Section 186 of the Companies Act, 2013. The details of investment made during the year under review are disclosed in the financial statements.

PARTICULARS OF CONTRACT OR ARRANGEMENTS WITH RELATED PARTIES

All the Related Party Transactions that were entered into during the financial year were either exempted or in the ordinary course of business on arm's length basis. Same detail has been provided in AOC- 2 attached as Annexure - 4.

DEBENTURE

(i) Your Company has issued:

- a. Your Company had issued 200 senior, secured, redeemable, non-convertible debentures (NCDs) on June 19, 2019 in dematerialized form on a private placement basis, having face value of Rs. 37,50,000/- (Rupees Thirty Seven Lakh Fifty Thousand only) each aggregating to Rs. 75,00,00,000/- (Rupees Seventy Five Crores only) bearing a coupon rate of 14% p.a. annualized of Series IA Debentures. The said debentures have been issued for maximum tenure of 30 Months, and during the year same has been fully repaid.
- b. Your Company had issued 200 senior, secured, redeemable, non-convertible debentures (NCDs) on June 19, 2019 in dematerialized form on a private placement basis, having face value of Rs. 37,50,000/- (Rupees Thirty Seven Lakh Fifty Thousand only) each aggregating to Rs. 75,00,00,000/- (Rupees Seventy Five Crores only) bearing a coupon rate of 14.50% p.a. annualized of Series IB Debentures. The said debentures have been issued for maximum tenure of 42 Months and during the year same has been fully repaid.
- c. Your Company had issued 200 senior, secured, optionally-convertible debentures (OCDs) on June 19, 2019 in dematerialized form on a private placement basis, having face value of Rs. 25,00,000/- (Rupees Twenty Five Lakh only) each aggregating to Rs. 50,00,00,000/- (Rupees Fifty Crores only) bearing a coupon rate of 8% p.a. annualized of Series IB Debentures. The said debentures have been issued for maximum tenure of 48 Months and during the year same has been fully repaid.
- d. 1000 unlisted, senior, secured, non-convertible, redeemable debentures (NCDs) on September 28, 2021 in dematerialized form on a private placement basis, having face value of Rs. 10,00,000/- (Rupees Ten Lakhs only) each aggregating to Rs. 100,00,00,000/- (Rupees One Hundred Crores only) bearing a coupon rate of 11.75% p.a. annualized of Debentures. The said debentures have been issued for maximum tenure of 48 Months.
- e. The Company had issued INR denominated senior, secured, unlisted non-convertible debentures of the face value of INR 10,00,000 (Indian Rupees Ten Lakh) each for an aggregate nominal value of up to 25,00,00,000 (Indian rupees Twenty Five cores) ("additional debentures II"). Bearing a coupon rate of 11.75% p.a. annualized of Debentures Series I. The said debentures have been issued for maximum tenure of 48 Months.
- f. The Company had issued INR denominated senior, secured, unlisted non-convertible debentures of the face value of INR 10,00,000 (Indian Rupees Ten Lakh) each for an aggregate nominal value of up to 125,00,00,000 (Indian rupees one hundred twenty five crores) ("additional debentures II"). Bearing a coupon rate of 11.75% p.a. annualized of Debentures Series II. The said debentures have been issued for maximum tenure of 48 Months.

Note 1: The debentures mentioned in Serial Number (a) (b) & (c) aggregating to Rs. 200 Crore have been fully repaid during the financial year.

Note 2: During the year, to reduce the cost associated with the debentures, the company has refinanced and accorded its approval to transfer the Additional Debentures and Additional Debentures II from the existing debenture holder, BPEA Fund, to funds managed by 360 One Asset Management Limited.

Apart from the above said matter, there are no material changes or commitments affecting the financial position or business activities of the Company between the end of the Financial Year and the date of this Report.

RESERVES

As per Rule 18(7) of the Companies (Share Capital and Debentures) Rules, 2014, the Company is required to create a Debenture Redemption Reserve for the purpose of redemption of debentures at the rate of 10% of the value of the outstanding debentures. The value of outstanding debenture being Rs. 22,500 Lakhs at year ending March 31, 2024 the debenture redemption reserve of Rs. 750 Lakhs had been transferred and the equivalent amount had been adjusted from 'Retained Earnings' to 'Debenture Redemption Reserve'.

DIVIDEND

The Directors have not recommended any dividend for the financial year 2023-24.

MATERIAL CHANGES AND COMMITMENT IF ANY AFFECTING THE FINANCIAL POSITION OF THE COMPANY

There are no material changes and commitments affecting the financial position of the Company that have occurred between the end of the financial year to which these financial statements relate and the date of this report, except for the following:

The monetization of two road assets, namely (a) Patel Darah-Jhalwar Highway Private Limited and (b) Patel Vadodara-Kim Expressway Private Limited, has been completed. The ownership and management of both entities have been transferred to the Actis Group. Consequently, both companies have ceased to be wholly-owned

subsidiaries of Patel Infrastructure Limited. This transaction has generated positive cash flow for the Company, which will support its financial strategy and operations going forward.

CONSERVATION OF ENERGY, TECHNOLOGY ABSORPTION AND FOREIGN EXCHANGE EARNING AND OUTGO

A. Conservation of Energy

(a) Energy conservation measures taken:

Since the Company is engaged in the business of construction, it has little room for conservation of energy. Main energy required for the business is diesel, fuel and LDO. Company has incurred expenditure of Rs. 15,417.96 Lacs (P.Y. Rs. 12872.75 Lacs) for the same. Considering the business volume of the Company, the expenses may be considered as reasonable. No specific measures have been initiated by the Company for the conservation of energy.

B. Technology Absorption

Not applicable

C. Foreign Exchange Earnings and Outgo

During the year there is no foreign currency transaction, receivables/payable at the reporting date.

RISK MANAGEMENT POLICY

The Company has established Enterprise Risk Management process to manage risks with the objective of maximizing shareholders value.

CSR POLICY

Corporate Social Responsibility (CSR) Committee consisting of the following members:

1. Mr. Arvind Vithalbhai Patel – Chairperson
2. Mr. Pravinbhai Vithalbhai Patel – Member
3. Ms. Deepti Sharma – Member

Members can access the CSR Policy on the website of the Company at:

http://patelinfra.com/images/policies/CSR_Policy.pdf

Further, Report on CSR Activity, CSR Expenditure and Reason for short spending during the year has been provided in annexure- 5 of this Director Report.

Reason for short spending during the year provided herein below: Not applicable

BOARD EVALUATION

The Board has carried out the annual performance evaluation of its own performance, the Directors individually as well as the evaluation of the working of its various committees. A structured questionnaire was prepared after taking into consideration, inputs received from the Directors, covering various aspects of the Board's functioning such as adequacy of the composition of the Board and its Committees, Board culture, execution and performance of specific duties, obligations and governance.

DEPOSITS

The Company has not accepted any deposits from Public.

CHANGE IN THE NATURE OF BUSINESS, IF ANY

There are no material changes in the nature of business during the year under review.

SIGNIFICANT AND MATERIAL ORDERS PASSED BY THE REGULATORS OR COURTS

No, there was no significant material orders have been passed by the Regulators or Courts or Tribunals which would

impact the going concern status of the Company and its future operations

INTERNAL CONTROL SYSTEMS

The Company has in place adequate systems of internal control commensurate with its size and the nature of its operations. These have been designed to provide reasonable assurance with regard to recording and providing reliable financial and operational information, complying with applicable statutes, safeguarding assets from unauthorized use, executing transactions with proper authorization and ensuring compliance of corporate policies.

The Internal Control Systems and audit findings are reviews by the management team on regular basis and standard policies and guidelines to ensure the reliability of financial and all other records.

The Company has installed a systems applications and products software ("SAP") based enterprise resource planning system. Your Company has implemented SAP S/4 HANA V 1.4. and SAP is live at our head office and project sites. It connects all the project sites with the corporate office by providing real time information to the top management of the Company.

The Company has also identified various business risks and laid down necessary procedures for mitigation of the same. Given the geographical spread of operations of the Company, the Company has devised adequate systems to ensure statutory compliances at each location and these compliances are monitored regularly.

Suggestions for improvement are considered and Board follows up on corrective action.

DISCLOSURES AS PER THE SEXUAL HARASSMENT OF WOMEN AT WORKPLACE (PREVENTION, PROHIBITION AND REDRESSAL) ACT, 2013

In order to provide women employees a safe working environment at workplace and also in compliance with the provisions of the Sexual Harassment of Women at Workplace (Prevention, Prohibition and Redressal) Act, 2013 and Rules framed thereunder, the Company has formulated a well-defined policy on prevention, prohibition and redressal of complaints relating to sexual harassment of women at the workplace. No complaints pertaining to sexual harassment of women employees from any of the Company's locations were received during the year ended March 31, 2024. Further Company has complied with the provisions relating to the constitution of Internal Complaint Committee under the Sexual Harassment of Woman at Workplace (Prevention, Prohibition and Redressal) Act, 2013.

VIGIL MECHANISM

The Company has established a vigil for directors and employees to report their genuine concerns. The Vigil Mechanism Policy which has been revised by the Board of Directors on its meeting dated December 16, 2017. The Policy is available at http://patelinfra.com/images/policies/WHISTLE_BLOWER_POLICY.pdf

All Employees of the Company are eligible to make Protected Disclosures under the Policy. The Protected Disclosures may be in relation to matters concerning the Company or any other Group Company.

All Protected Disclosures should be in writing and can be submitted by hand delivery, courier or by post addressed to the Chairman of the Audit Committee of the Company. The contact details of the Chairman of the Audit Committee are as under:

By Post: Chairman of Audit Committee, Patel Infrastructure Limited, "Patel House", Beside Prakruti Resort, Chhani Road, Chhani- 391 740, Vadodara, Gujarat, India.

By Email: finncareindia@gmail.com

INSURANCE

All properties and insurable interests of the Company to the extent required have been adequately insured.

PARTICULARS OF EMPLOYEES

There are no employees who are in receipt of salary in excess of the limits prescribed under Companies (Appointment and Remuneration of Managerial Personnel) Rules, 2014.

CHANGES IN SHARE CAPITAL

There is no change in Equity Share Capital of the Company, during the year under review.

CREDIT RATING :

Facilities/Instruments	Amount (Rs. crore)	Ratings	Rating Action
Long Term Bank Facilities	350.00 (Enhanced from 300.00)	CARE A-; Stable	Reaffirmed
Long Term / Short Term Bank Facilities	1,475.00 (Enhanced from 1,200.00)	CARE A-; Stable / CARE A2+	Reaffirmed

APPLICATION MADE OR ANY PROCEEDING

The details of application made or any proceeding pending under the Insolvency and Bankruptcy Code, 2016 (31 of 2016) during the year along with their status as at the end of the financial year. **-Not Applicable**

DIFFERENCE BETWEEN AMOUNT OF THE VALUATION

The details of difference between amount of the valuation done at the time of one-time settlement and the valuation done while taking loan from the Banks or Financial Institutions along with the reasons thereof. **-Not Applicable**

GENERAL

Your Directors state that no disclosure or reporting is required in respect of the following items as there were no transactions on these items during the year under review:

- Issue of equity shares with differential rights as to dividend, voting or otherwise.
- Issue of shares (including sweat equity shares) to employees of the Company under any scheme save and except ESOS referred to in this Report.
- The remuneration or commission receive from any of its subsidiaries by the Managing Director or Whole-time Directors of the Company

MANAGEMENT'S DISCUSSION AND ANALYSIS OF FINANCIAL CONDITION AND RESULTS OF OPERATIONS

The financial statements have been prepared in compliance with the requirements of the Companies Act 2013, and Indian Accounting Standards issued by the Institute of Chartered Accountants of India. The management accepts responsibility for integrity and the objectivity of these financial statements, as well as various estimates and judgments used therein.

A. Results of operations

1. Income

Income for the year ended March 31, 2024 was Rs. 2,99,742.15 lacs as compared to Rs. 2,00,338.89 lacs of the previous financial year ended March 2023.

2. Expenditure

PARTICULARS	YEAR ENDED MARCH 31, 2024		YEAR ENDED MARCH 31, 2023	
	AMOUNT(RS. LACS)	% TO INCREASE	AMOUNT(RS. LACS)	% TO INCREASE
Construction Expenses	2,41,769.74	80.66	1,58,505.46	79.11
Employee benefit Expenses	15,405.66	5.14	12,072.82	6.03
Finance Cost	18,661.75	6.23	11,397.38	5.69
Depreciation and Amortization Expenses	5,636.24	1.88	4,596.95	2.29
Amortisation Expenses on Leased Assets	106.02	0.04	138.17	0.07
Other Expenses	5,140.83	1.72	5,219.18	2.61

3. Profit before tax

The profit before tax of the company amounted to Rs. 9,111.71 Lacs as compared to Rs. 8,408.94 Lacs for the previous financial year.

4. Profit After tax

The profit after tax of the company amounted to Rs. 7,259.65 Lacs as compared to Rs. 6,202.10 Lacs for the previous year. The decrease is on account of deferred tax adjustments.

B. Financial Condition

1. Share Capital

	MARCH 31, 2024		MARCH 31, 2023	
	NUMBER	RS.	NUMBER	RS.
Equity Shares (Paid – up)	4,56,00,000	45,60,00,000	4,56,00,000	45,60,00,000

2. Other equity

The company's Reserves and Surplus as on March 31, 2024 stood at Rs. 82,199.88 lacs as against Rs. 75,651.48 lacs in the previous year. This increase is on account of profits for the year.

3. Secured Loans

The Secured Loans Rs. 74,845.11 lacs consists of Long term Borrowing, Short Term Borrowing, Current maturities of long term borrowing (Secured) and Interest accrued but not due. These all are from the consortium and other lenders of the Company.

4. Fixed Assets

During the year the company has added Rs. 7, 108.69 lacs to its gross block.

5. Trade Receivables

Trade Receivables amounted to Rs. 17,802.18 lacs as at March 31, 2024 as compared to Rs. 52,833.12 lacs as at March 31, 2023. These debtors are considered good and realizable.

6. Cash and Cash Equivalents

SR.NO	NAME AND ADDRESS OF COMPANY	March 31, 2024	March 31, 2023
1	Cash on hand (Rs. In lacs)	48.30	107.36
2	Bank balance – current account (Rs. In lacs)	2,876.64	18.87
3	Bank balance – Cash Credit account (Rs. In lacs)	3,326.53	2172.46
4	Cash in Transit	0.00	0.00
5	Deposits with original maturity of less than 3 months	81.56	0.00
6	Total cash and cash equivalents (Rs. In lacs)	6,333.03	2298.69
7	Fixed deposits with banks (Rs. In lacs)	10,268.65	11,434.02
8	Fixed Deposit for NCD Maturing within 12 months from reporting date	3,225.73	318.43
9	Total cash and bank balances (Rs. In lacs)	19,827.41	14,051.14
10	Cash and cash equivalents as % of total assets	7.09	5.02
11	Cash and cash equivalents as % of total revenue	6.61	7.01

7. Trade Payable

Trade Payable represents the amount payable to vendors for supply of goods & services. These figures stood as Rs. 44 169.91 Lacs as at March 31, 2024 against Rs. 50,511.81 lacs as at March 31, 2023.

8. Provision for Tax

Provision for taxation has been made on the taxable income upto March 31, 2024. Provision for income tax represents the net income tax liabilities excluding liability for deferred tax, which stood at Rs. 3,586.67 lacs as at March 31, 2024. In previous year the tax liability was Rs. 1,090.42 lacs.

9. Deferred Tax Liability

The company recorded net deferred tax liability in the books Rs. 1195.86 Lacs as on March 31, 2024. In previous year the deferred tax liability was Rs. 2, 944.44 lacs. The deferred tax liability represents timing difference in the financial and tax books arising out of depreciation of assets as per Accounting Standard-22

ACKNOWLEDGEMENTS

The Board acknowledges with thanks the contribution of employees at all offices and at all levels without whose efforts the Company could not have been developed at such a rapid speed. The Company also expresses their sincere gratitude towards different government and other authorities including NHA and local authorities for their co-operation to the management by giving timely approval or clearance towards the projects of the Company. The Company is also thankful to the shareholders, suppliers, customers and other associates for their co-operation to the management and for their contribution towards the growth of the Company. The Board does hope for the contribution and co-operation from all continuously in future also.

By Order of the Board of Directors

For and on behalf of Board

Date: 04-09-2024

Place: Vadodara

Pravinbhai V. Patel - 00008911

Chairman & Whole Time Director

Annexures:

1. Nomination and Remuneration Policy.
2. Form No. MR-3: Secretarial Audit Report
3. AOC - 1: Subsidiaries, Joint Ventures, and Associates
4. AOC - 2: Particulars of Contract or Arrangements with Related Parties CSR Report
5. MGT - 9 - Extract of Annual Return.

ANNEXURE – 1

NOMINATION AND REMUNERATION POLICY

PURPOSE

Pursuant to Section 178 of the Companies Act, 2013 and As per requirement of SEBI (LODR) Regulations, 2015, the Board of Directors of every listed company shall constitute the Nomination and Remuneration Committee, to guide the Board on various issues on appointment, evaluate performance, remuneration of Directors, Key Managerial Personnel and other employee include Senior Management.

APPLICABILITY

This Policy applies to directors, senior management including its Key Managerial Personnel (Hereinafter referred to as “KMP”) and other employees of the Company.

DEFINITIONS

“Remuneration” means any money or its equivalent given or passed to any person for services rendered by him and includes perquisites as defined under the Income-tax Act, 1961 and other statutory benefits:

“Key Managerial Personnel” means key managerial personnel shall include as defined under the Companies Act, 2013

1. the Chief Executive Officer or the managing director or the manager;
2. the Company Secretary;
3. the Whole-Time Director;
4. the Chief Financial Officer;
5. any other person appointed as the Key Managerial Personnel by the Board of Directors of the Company

“Senior Managerial Personnel” means the personnel of the company who are members of its core management team excluding Board of Directors. Normally, this would comprise all functional heads or Head of the Divisions.

ROLE OF THE COMMITTEE

The role of the NRC will be the following :

The Nomination and Remuneration Committee shall be responsible for, among other things, as may be required by the stock exchanges from time to time, the following:

- formulation of the criteria for determining qualifications, positive attributes and independence of a director and recommend to the Board a policy relating to the remuneration of the directors, key management personnel and other employees;

The Nomination and Remuneration Committee, while formulating the above policy, should ensure that -

- the level and composition of remuneration be reasonable and sufficient to attract, retain and motivate directors of the quality required to run the Company successfully;
- relationship of remuneration to performance is clear and meets appropriate performance benchmarks; and
- remuneration to directors, key management personnel and senior management involves a balance between fixed and incentive pay reflecting short and long term performance objectives appropriate to the working of the Company and its goals.
- formulation of criteria for evaluation of independent directors and the Board;
- devising a policy on Board diversity;
- identifying persons who are qualified to become directors and who may be appointed in senior management in accordance with the criteria laid down, and recommend to the Board their appointment and removal and shall carry out evaluation of every director's performance (including independent director);

- whether to extend or continue the term of appointment of the independent director, on the basis of the report of performance evaluation of directors;
- frame suitable policies, procedures and systems to ensure that there is no violation of securities laws, as amended from time to time, including:
 - a. the Securities and Exchange Board of India (Prohibition of Insider Trading) Regulations, 2015; and
 - b. the Securities and Exchange Board of India (Prohibition of Fraudulent and Unfair Trade Practices Relating to the Securities Market) Regulations, 2003, by the trust, the Company and its employees, as applicable.
- l. perform such other activities as may be delegated by the Board or specified/ provided under the Companies Act, 2013 to the extent notified and effective, as amended or by the Securities and Exchange Board of India (Listing Obligations and Disclosure Requirements) Regulations, 2015, as amended or by any other applicable laws or regulatory authority.”

APPOINTMENT CRITERIA AND QUALIFICATIONS

- a. The Committee shall identify and ascertain the integrity, qualification, expertise and experience of the person for appointment as Director, KMP or at Senior Management level and recommend to the Board his / her appointment.
- b. person should possess adequate qualification, expertise and experience for the position he / she is considered for appointment. The Committee has discretion to decide whether qualification, expertise and experience possessed by a person is sufficient / satisfactory for the concerned position.
- c. The Company shall not appoint or continue the employment of any person as Whole-time Director who has attained the age of seventy years. Provided that the term of the person holding this position may be extended beyond the age of seventy years with the approval of shareholders by passing a special resolution based on the explanatory statement annexed to the notice for such motion indicating the justification for extension of appointment beyond seventy years.

TENURE

a) Managing Director/Whole-time Director:

The Company shall appoint or re-appoint any person as its Executive Chairman, Managing Director or Executive Director for a term not exceeding five years at a time. No re-appointment shall be made earlier than one year before the expiry of term.

b) Independent Director:

An Independent Director shall hold office for a term up to five consecutive years on the Board of the Company and will be eligible for re-appointment on passing of a special resolution by the Company and disclosure of such appointment in the Board's report.

No Independent Director shall hold office for more than two consecutive terms of upto maximum of 5 years each, but such Independent Director shall be eligible for appointment after expiry of three years of ceasing to become an Independent Director.

Provided that an Independent Director shall not, during the said period of three years, be appointed in or be associated with the Company in any other capacity, either directly or indirectly.

At the time of appointment of Independent Director it should be ensured that number of Boards on which such Independent Director serves is restricted to seven listed companies as an Independent Director and three listed companies as an Independent Director in case such person is serving as a Whole-time Director of a listed company or such other number as may be prescribed under the Act.

EVALUATION

The Committee shall carry out evaluation of performance of Director, KMP and Senior Management Personnel yearly or at such intervals as may be considered necessary.

REMOVAL

Due to reasons for any disqualification mentioned in the Act or under other applicability Act, rule and regulation there under, the Committee may recommend with reasons recorded in writing, removal of a Director, KMP or Senior Management Personnel subject to the provisions and compliance of the Companies Act, 2013, rules and regulations and the policy of the Company.

RETIREMENT

The Director, KMP and Senior Management Personnel shall retire as per the applicable provisions of the Act and the prevailing policy of the Company. The Board will have the discretion to retain the Director, KMP, Senior Management Personnel in the same position/ remuneration or otherwise even after attaining the retirement age, for the benefit of the Company.

POLICY FOR REMUNERATION TO DIRECTORS/KMP/SENIOR MANAGEMENT PERSONNEL

1) Remuneration to Managing Director / Whole-time Directors:

- a) The Remuneration/ Commission etc. to be paid to Managing Director / Whole-time Directors, etc. shall be governed as per provisions of the Companies Act, 2013 and rules made there under or any other enactment for the time being in force and the approvals obtained from the Members of the Company, if required.
- b) The Nomination and Remuneration Committee shall make such recommendations to the Board of Directors, as it may consider appropriate with regard to remuneration to Managing Director / Whole-time Directors.

2) Remuneration to Non- Executive / Independent Directors:

- a) The Non-Executive / Independent Directors may receive sitting fees and such other remuneration as permissible under the provisions of Companies Act, 2013. The amount of sitting fees shall be such as may be recommended by the Nomination and Remuneration Committee and approved by the Board of Directors.
- b) All the remuneration of the Non- Executive / Independent Directors (excluding remuneration for attending meetings as prescribed under Section 197 (5) of the Companies Act, 2013) shall be subject to ceiling/ limits as provided under Companies Act, 2013 and rules made there under or any other enactment for the time being in force.

The amount of such remuneration shall be such as may be recommended by the Nomination and Remuneration Committee and approved by the Board of Directors or shareholders, as the case may be.

- c) An Independent Director shall not be eligible to get Stock Options and also shall not be eligible to participate in any share based payment schemes of the Company.
- d) Any remuneration paid to Non- Executive / Independent Directors for services rendered which are of professional in nature shall not be considered as part of the remuneration for the purposes of clause (b) above if the following conditions are satisfied:
 - i. The Services are rendered by such Director in his capacity as the professional; and
 - ii. In the opinion of the Committee, the director possesses the requisite qualification for the practice of that profession.

3) Remuneration to Key Managerial Personnel and Senior Management:

- a) The remuneration to Key Managerial Personnel and Senior Management shall consist of fixed pay and incentive pay, in compliance with the provisions of the Companies Act, 2013 and in accordance with the Company's Policy.
- b) The Fixed pay shall include monthly remuneration, employer's contribution to Provident Fund, contribution to pension fund, pension schemes, etc. as decided from to time.
- c) The Incentive pay shall be decided based on the balance between performance of the Company and performance of the Key Managerial Personnel and Senior Management, to be decided annually or at such intervals as may be considered appropriate.

MEMBERSHIP

1. The Committee shall consist of a minimum 3 non-executive directors, majority of them being independent.
2. Minimum Two (2) members shall constitute a quorum for the Committee meeting.
3. Membership of the Committee shall be disclosed in the Annual Report.
4. Term of the Committee shall be continued unless terminated by the Board of Directors.

CHAIRPERSON

1. Chairperson of the Committee shall be an Independent Director.
2. Chairperson of the Company may be appointed as a member of the Committee but shall not be a Chairman of the Committee.
3. In the absence of the Chairperson, the members of the Committee present at the meeting shall choose one amongst them to act as Chairperson.
4. Chairman of the Nomination and Remuneration Committee meeting could be present at the Annual General Meeting or may nominate some other member to answer the shareholders' queries.

NRC MEETINGS

The meetings of NRC will be governed by the provisions of the Companies Act, 2013 & Rules made thereunder and the regulations of the Listing Agreement as may be applicable from time to time.

Proceedings of all meetings must be minuted and signed by the Chairman of the Committee at the subsequent meeting. Minutes of the Committee meetings will be tabled at the subsequent Board and Committee meeting.

COMMITTEE MEMBERS' INTERESTS

1. A member of the Committee is not entitled to be present when his or her own remuneration is discussed at a meeting or when his or her performance is being evaluated.
2. The Committee may invite such executives, as it considers appropriate, to be present at the meetings of the Committee.

VOTING

1. Matters arising for determination at Committee meetings shall be decided by a majority of votes of Members present and voting and any such decision shall for all purposes be deemed a decision of the Committee.
2. In the case of equality of votes, the Chairman of the meeting will have a casting vote.

NOMINATION DUTIES

The duties of the Committee in relation to nomination matters include:

1. Ensuring that there is an appropriate induction in place for new Directors and members of Senior Management and reviewing its effectiveness;
2. Ensuring that on appointment to the Board, Non-Executive Directors receive a formal letter of appointment in accordance with the Guidelines provided under the Act;
3. Determining the appropriate size, diversity and composition of the Board;
4. Setting a formal and transparent procedure for selecting new Directors for appointment to the Board;
5. Developing a succession plan for the Board and Senior Management and regularly reviewing the plan;
6. Evaluating the performance of the Board members and Senior Management in the context of the Company's performance from business and compliance perspective;

REMUNERATION DUTIES

The duties of the Committee in relation to remuneration matters include:

1. to consider and determine the Remuneration Policy, based on the performance and also bearing in mind that the remuneration is reasonable and sufficient to attract retain and motivate members of the Board and such other factors as the Committee shall deem appropriate all elements of the remuneration of the members of the Board.
2. to approve the remuneration of the Senior Management including key managerial personnel of the Company maintaining a balance between fixed and incentive pay reflecting short and long term performance objectives appropriate to the working of the Company.
3. to delegate any of its powers to one or more of its members or the Secretary of the Committee.

4. To consider any other matters as may be requested by the Board.
5. Professional indemnity and liability insurance for Directors and senior management.

DEVIATIONS FROM THIS POLICY

Deviations on elements of this policy in extraordinary circumstances, when deemed necessary in the interests of the Company, will be made if there are specific reasons to do so in an individual case.

IMPLEMENTATION

- The Committee may issue guidelines, procedures, formats, reporting mechanism and manuals in supplement and for better implementation of this policy as considered appropriate.
- The Committee may Delegate any of its powers to one or more of its members.

POLICY REVIEW

This policy is framed based on the provisions of the Companies Act, 2013 read with rules made there under and the requirements of SEBI (Listing Obligations & Disclosure Requirements) Regulations, 2015.

This policy shall be reviewed by Nomination and Remuneration Committee as and when any changes are to be incorporated in the policy due to change in regulations or as may be felt appropriate by the Committee. Any changes in the policy shall be approved by the Board of Directors.

DISCLOSURE

The details of this Policy and the evaluation criteria as applicable shall be disclosed in the Annual Report as part of Board's Report therein or alternatively the same may be put up on the Company's website and reference drawn thereto in the Annual Report.

Form No. MR-3 SECRETARIAL AUDIT REPORT

[Pursuant to Section 204(1) of the Companies Act, 2013 and Rule No. 9 of the Companies (Appointment and Remuneration of Managerial Personnel) Rules, 2014]

To,
The Members,
Patel Infrastructure Limited,
(CIN: U45201GJ2004PLC043955)
"Patel House", Beside Prakruti Resort,
Chhani Road, Vadodara – 391740

I have conducted the Secretarial Audit of the compliance of applicable statutory provisions and the adherence to good corporate practices by **M/S. PATEL INFRASTRUCTURE LIMITED** (hereinafter referred as "**Company**"). Secretarial Audit was conducted in a manner that provided me a reasonable basis for evaluating the corporate conducts/statutory compliances and expressing my opinion thereon.

Based on verification of the books, papers, minute books, forms and returns filed and other records maintained by the Company and also the information provided by the Company, its officers, agents and authorized representatives during the conduct of Secretarial audit, I hereby report that in my opinion, the Company has, during the audit period covering the financial year ended on 31st March, 2024 complied with the statutory provisions listed hereunder and also that the Company has proper board-processes and compliance-mechanism in place to the extent, in the manner and subject to the reporting made hereinafter:

I have examined the books, papers, minute books, forms and returns filed and other records maintained by the Company for the financial year ended on 31st March, 2024 according to the provisions of:

- I. The Companies Act, 2013 (the Act) and the Rules made thereunder;
- II. The Securities Contracts (Regulation) Act, 1956 ('SCRA') and the Rules made thereunder (Not applicable to the Company during the audit period);
- III. The Depositories Act, 1996 and the Regulations and Bye-laws framed thereunder;
- IV. The Foreign Exchange Management Act, 1999 and the Rules and Regulations made thereunder to the extent of Foreign Direct Investment, Overseas Direct Investment and External Commercial Borrowings (Not applicable to the Company during the audit period);
- V. The following Regulations and Guidelines prescribed under the Securities and Exchange Board of India Act, 1992 ('SEBI Act') to the extent applicable to the Company:-
 - a) The Securities and Exchange Board of India (Substantial Acquisition of Shares and Takeovers) Regulations, 2011 was not applicable to the Company, during the period under review;
 - b) The Securities and Exchange Board of India (Prohibition of Insider Trading) Regulations, 2015 was not applicable to the Company, during the period under review;
 - c) The Securities and Exchange Board of India (Issue of Capital and Disclosure Requirements) Regulations, 2018, was not applicable to the Company, during the period under review;
 - d) The Securities and Exchange Board of India (Share Based Employee Benefits and Sweat Equities) Regulations, 2021, were not applicable to the Company, during the period under review
 - e) The Securities and Exchange Board of India (Issue and Listing of Non-Convertible Securities) Regulations, 2021, were not applicable to the Company, during the period under review;

- f) The Securities and Exchange Board of India (Registrars to an Issue and Share Transfer Agents) Regulations, 1993 regarding the Companies Act and dealing with client
- g) The Securities and Exchange Board of India (Delisting of Equity Shares) Regulations, 2021, were not applicable to the Company, during the period under review; and
- h) The Securities and Exchange Board of India (Buyback of Securities) Regulations, 2018, was not applicable to the Company, during the period under review;

I have also examined compliance with the applicable clauses of the following:

- I. Secretarial Standards issued by The Institute of Company Secretaries of India.
- II. The SEBI (Listing Obligations and Disclosure Requirements) Regulations, 2015 (Not applicable to the Company during the audit period);

I hereby report that during the period under review, the Company has complied with the applicable provisions of the Act, Rules, Regulations, Guidelines, Standards etc. mentioned above.

VI. I further report that having regard to the compliance system prevailing in the Company and on examination of the relevant documents and records in pursuance thereof, on test-check basis, the Company has complied with the following laws applicable specifically to the Company:

- a). Building and Other Construction Workers (Regulation of Employment and Conditions of Service) Act, 1996;
- b). Inter State Migrant Workmen (Regulation of Employment and Conditions of Service) Act, 1979;

I further report, that the compliance made by the Company of applicable financial laws, like direct and indirect tax laws, has not been reviewed in this Audit since the same have been subject to review by statutory auditor/tax auditor and other designated professionals.

I further report that:

- a). The Board of Directors of the Company is duly constituted with proper balance of Executive Directors, Non-Executive Directors and Independent Directors. The changes in the composition of the Board of Directors that took place during the period under review were carried out in compliance with the provisions of the Act.
- b). Adequate notice is given to all Directors to schedule the Board Meetings within stipulated time. Agenda and detailed notes on agenda were also sent to all Directors and a system exists for seeking and obtaining further information and clarifications on the agenda items before the meeting and for meaningful participation at the meeting.
- c). Majority decision is carried through while the dissenting members' views are captured and recorded as part of the minutes.

I further report that there are adequate systems and processes in the company commensurate with the size and operations of the Company to monitor and ensure compliance with applicable laws, rules, regulations and guidelines.

I further report that during the audit period,

- 1. The Company has entered into Share Purchase Agreement dated 31st July, 2023 with M/s Actis Roadstar Highways Holdings Limited (ACTIS Group) for sale of two SPVs i.e. M/s Patel Vadodara Kim Expressway Private Limited and M/s Patel Darah- Jhalawar Highway Private Limited. Consequent to the transaction, both the Companies ceased to be Wholly Owned Subsidiaries of Patel Infrastructure Limited.
- 2. The Company has transferred senior, secured, unlisted Redeemable Non-Convertible Debentures (Additional Debentures and Additional Debentures II) to the tune of Rs. 250 Crores from M/s BPEA Investment Managers Private Limited to M/s 360 One Asset Management Limited.

Barring this, no other events/actions has taken place which have major bearing on the affairs of the Company in pursuance of the above referred laws, rules, regulations, guidelines, standards etc.

For, SUNIL MULCHANDANI AND ASSOCIATES

Practicing Company Secretaries

FRN: I2016GJ1533300

PR Certificate No. 4440/2023

Place: Ahmedabad

Date: 4th September, 2024

SUNIL A. MULCHANDANI

Proprietor

ACS No.: 36327, COP No.: 17400

UDIN: A036327F001113018

Note: This Report is to be read with our letter of even date which is annexed as Annexure A and form an integral part of this Report.

ANNEXURE – A

To,
The Members
PATEL INFRASTRUCTURE LIMITED
(CIN: U45201GJ2004PLC043955)
Patel House, Beside Prakruti Resort,
Chhani Road, Vadodara – 391740

Our report of even date is to be read along with this letter:

1. Maintenance of Secretarial record is the responsibility of the Management of the Company. Our responsibility is to express an opinion on these Secretarial records based on our audit.
2. We have followed the audit practices and processes as were appropriate to obtain reasonable assurance about the correctness of the contents of the Secretarial records. The verification was done on test basis to ensure that correct facts are reflected in Secretarial records. We believe that the processes and practices, we followed provide a reasonable basis for our opinion.
3. We have not verified the correctness and appropriateness of financial records and Books of Accounts and cost records of the Company.
4. We have obtained the Management representation about the compliance of laws, rules and regulations and happening of events, secretarial records and other factual position which cannot be otherwise verified etc. wherever required or necessary.
5. The compliance of the provision of corporate and other applicable laws, rules, regulations, standards is the responsibility of Management. Our examination was limited to the verification of the same on test basis.
6. The Secretarial audit report is neither an assurance as to the future viability of the company nor of the efficacy or effectiveness with which the management has conducted the affairs of the company.
7. The Secretarial audit was conducted in accordance with Auditing Standards issued by The Institute of Company Secretaries of India and in a manner which evolved such examinations and verifications as considered necessary and adequate for the said purpose.

For, SUNIL MULCHANDANI AND ASSOCIATES

Practicing Company Secretaries
FRN: I2016GJ1533300
PR Certificate No. 4440/2023

Place: Ahmedabad
Date: 4th September, 2024

SUNIL A. MULCHANDANI

Proprietor
ACS No.: 36327, COP No.: 17400
UDIN: A036327F001113018

Note: This Report is to be read with our letter of even date which is annexed as Annexure A and form an integral part of this Report. 8

Form AOC-I

(Pursuant to first proviso to sub-section (3) of section 129 read with rule 5 of Companies (Accounts) Rules, 2014)

Statement containing salient features of the financial statement of subsidiaries/associate companies/joint ventures Part "A": Subsidiaries (Information in respect of each subsidiary to be presented with amounts in Lacs INR)

SR NO.	NAME OF THE SUBSIDIARY	PATEL HIGHWAY MANAGEMENT PRIVATE LIMITED "PHMPL"	**PATEL BRIDGE NIRMAN PRIVATE LIMITED "PBNPL"	PATEL HOSPITALITY PRIVATE LIMITED "PHPL"	PATEL CHOLOPURAM -THANJAVUR HIGHWAY PRIVATE LIMITED "PCTHPL"	**PATEL SETHIYAHOPURAM CHOLOPURAM HIGHWAY PRIVATE LIMITED "PSCHPL"	PATEL DARAH-JHALAWAR HIGHWAY PRIVATE LIMITED "PDJHPL"	PATEL VADODARA -KIM EXPRESSWAY PRIVATE LIMITED "PVKEPL"	PATEL CONCRETECH PRIVATE LIMITED "PCPL" (FROM 29.03.2024)
1	Reporting currency	INR	INR	INR	INR	INR	INR	INR	INR
2	Share capital	750.00	1,678.50	1.00	4,738.00	4,383.00	3,400.00	5,200.00	1.00
3	Reserves & surplus	5685.49	2,764.30	0.56	11051.72	8759.79	(1,282.31)	(4971.30)	-
4	Total assets	6,462.53	12,131.69	1.93	87314.98	91972.24	65769.58	107154.88	76.00
5	Total Liabilities	6,462.53	12,131.69	1.93	87314.98	91972.24	65769.58	107154.88	76.00
6	Investments	4,901.10	-	-	-	-	-	-	-
7	Turnover	0.27	3,176.06	0.00	39587.53	24089.73	8375.35	17339.77	-
8	Profit before taxation	(38.01)	150.68	(0.23)	3104.57	2036.48	1849.24	1364.07	-
9	Provision for taxation	-	25.15	-	285.54	-	653.55	1367.33	-
10	Deferred Tax	(6.29)	16.17	-	3820.98	4789.41	840.57	1362.82	-
11	Excess/(short) provision for taxation of earlier year	-	(40.48)	-	(0.32)	-	-	-	-
12	Profit after taxation	(31.72)	150.14	(0.23)	(1001.62)	(2752.93)	355.12	(1366.10)	-
13	Proposed Dividend	-	-	-	-	-	-	-	-
14	% of shareholding	100.00	*74.00	100.00	100.00	100.00	100.00	100.00	100.00

* Notes: (i) **Patel Bridge Nirman Private Limited (the Company)** is JV of Patel Infrastructure Limited "PIL", Wherein PIL along with its Subsidiary Patel Highway Management Private Limited, holding 74% share capital of the Company.

** (ii) **Patel Sethiyahopu-Cholopuram Highway Private Limited (the Company)** is Subsidiary of Patel Infrastructure Limited "PIL", Wherein PIL along with its Subsidiary Patel Highway Management Private Limited, holding entire share capital of the Company.

Notes:

1. Names of subsidiaries which are yet to commence operations: PHPL,
2. Names of subsidiaries which have been liquidated or sold during the year: N.A

PART "B": ASSOCIATES AND JOINT VENTURES

Statement pursuant to Section 129 (3) of the Companies Act, 2013 related to Associate Companies & Joint Ventures

SR.NO	"NAME OF ASSOCIATES/JOINT VENTURES"	NIL
1	Names of associates or joint ventures which are yet to commence operations	N.A
2	Names of associates or joint ventures which have been liquidated or sold during the year	N.A

By Order of the Board of Directors

For and on behalf of Board

Date: 04-09-2024
Place: Vadodara

Pravinbhai V. Patel - 00008911
Chairman & Whole Time Director

ANNEXURE – 4

Form No. AOC-2

(Pursuant to clause (h) of sub-section (3) of section 134 of the Act and Rule 8(2) of the Companies (Accounts) Rules, 2014)

Form for Disclosure of particulars of contracts/arrangements entered into by the company with related parties referred to in sub section (1) of section 188 of the Companies Act, 2013 including certain arm's length transaction under third proviso is given below:

1. Details of contracts or arrangements or transactions not at Arm's length basis:

There were no contracts or arrangements or transactions entered in to during the year ended March 31,2024, which were not at arm's length basis.

2. Details of contracts or arrangements or transactions at Arm's length basis:

"NAME(S) OF THE RELATED PARTY AND NATURE OF RELATIONSHIP"	"NATURE OF CONTRACTS/ ARRANGEMENTS/ TRANSACTIONS"	"DURATION OF THE CONTRACTS/ ARRANGEMENTS/ TRANSACTIONS"	"SALIENT TERMS OF THE CONTRACTS OR ARRANGEMENTS OR TRANSACTIONS INCLUDING THE VALUE, IF ANY"	AMOUNT RS. IN LACS	DATE OF APPROVAL OF THE BOARD, IF ANY.	AMOUNT PAID AS ADVANCE, IF ANY.
Patel Bridge Nirman Private Limited – Subsidiary	Sub - Contract Related Service	As per Sub - Contract	Sub – Contract Income	475.34	Not required	As per Contract
Patel Sethiyahopu-Cholapuram Highway Private Limited – Wholly Own Subsidiary	Sub - Contract Related Service	As per Sub – Contract/EPC	Sub – Contract Income	16,645.60	Not required	As per Contract
Patel Darah-Jhalawar Highway Private Limited - Wholly Own Subsidiary	Sub - Contract Related Service	As per Sub – Contract/EPC	Sub – Contract Income	441.20	Not required	As per Contract
Patel Cholapuram Thanjavur Highway Private Limited - Wholly Own Subsidiary	Sub - Contract Related Service	As per Sub – Contract/EPC	Sub – Contract Income	31,458.35	Not required	As per Contract
Patel Vadodara-Kim Expressway Private Limited - Wholly Own Subsidiary	Sub - Contract Related Service	As per Sub – Contract/EPC	Sub – Contract Income	7,430.93	Not required	As per Contract
Patel Bridge Nirman Private Limited – Subsidiary	Sub - Contract Related Service	As per Sub – Contract/EPC	Operation & Maintenance Income	1636.75	Not required	As per Contract
Patel Sethiyahopu-Cholapuram Highway Private Limited – Wholly Own Subsidiary	Sub - Contract Related Service	As per Sub – Contract/EPC	Operation & Maintenance Income	144.54	Not required	As per Contract
Patel Darah-Jhalawar Highway Private Limited - Wholly Own Subsidiary	Sub - Contract Related Service	As per Sub – Contract/EPC	Operation & Maintenance Income	225.29	Not required	As per Contract
Patel Cholapuram Thanjavur Highway Private Limited - Wholly Own Subsidiary	Sub - Contract Related Service	As per Sub – Contract/EPC	Operation & Maintenance Income	257.30	Not required	As per Contract/WO
Patel Vadodara-Kim Expressway Private Limited - Wholly Own Subsidiary	Sub - Contract Related Service	As per Sub – Contract/EPC	Operation & Maintenance Income	523.94	Not required	As per Contract
Road Shield Pvt Ltd	Material Sale Income	As per Subcontract/WO/PO	Income	243.58	22.12.2020	As per Contract/WO
SPG Infracon Pvt Ltd	Material Sale Income	As per Subcontract/WO/PO	Income	8,786.33	22.07.2021	As per Contract
Solucio Infra Solution Pvt. Ltd.	Material Sale Income	As per Subcontract/WO/PO	Income	4,551.87	22.12.2020	As per Contract/WO
SPG Infracon Pvt Ltd.	Other Misc Income	As per Subcontract/WO/PO	Income	712.73	22.07.2021	As per Contract
Road Shield Pvt Ltd	Sub-Contract Expense	As per Subcontract/WO/PO	Expense	3,530.39	22.12.2020	As per Contract/WO
SPG Infracon Pvt Ltd	Sub-Contract Expense	As per Subcontract/WO/PO	Expense	18,001.31	22.07.2021	As per Contract
Krunal A. Patel – Son of Mr. Arvind V. Patel, Managing Director of the Company.	Remuneration	As per Resolution Passed	Salary	55.68	16.12.2017	As per resolution

"NAME(S) OF THE RELATED PARTY AND NATURE OF RELATIONSHIP"	"NATURE OF CONTRACTS/ ARRANGEMENTS/ TRANSACTIONS"	"DURATION OF THE CONTRACTS/ ARRANGEMENTS/ TRANSACTIONS"	"SALIENT TERMS OF THE CONTRACTS OR ARRANGEMENTS OR TRANSACTIONS INCLUDING THE VALUE, IF ANY"	AMOUNT RS. IN LACS	DATE OF APPROVAL OF THE BOARD, IF ANY.	AMOUNT PAID AS ADVANCE, IF ANY.
Parth .A. Patel Son of Mr. Arvind V. Patel, Managing Director of the Company.	Remuneration	As per Resolution Passed	Salary	38.98	16.12.2017	As per resolution
Jay. P. Patel -Son of Mr. Pravinbhai V. Patel, Chairman & Director of the Company.	Remuneration	As per Resolution Passed	Salary	55.68	16.12.2017	As per resolution

Note: - All the transaction which are approved and exempted has been covered in the details of contracts or arrangements or transactions at Arm's length basis.

By Order of the Board of Directors
For and on behalf of Board

Date: : 04-09-2024
Place: Vadodara

Pravinbhai V. Patel - 00008911
Chairman & Whole Time Director

ANNUAL REPORT ON CSR ACTIVITIES FOR FINANCIAL YEAR ENDED 31ST MARCH, 2024

1. BRIEF OUTLINE ON CSR POLICY OF THE COMPANY

Corporate Social Responsibility Philosophy:

Patel Infrastructure Limited believes in development, empowerment and upliftment of society. PIL envisages CSR as a way of conducting business which enables society in terms of helping needy people, keeping the environment clean and safe for the society by adopting best technologies. CSR is the commitment of business to contribute for sustainable economy development by working with the employees, local community and society at large to improve their lives in way that are good for business development. It is the Company's intent to make a positive contribution to the society in which the Company lives and operates

Policy Objective:

The objective of this Policy is to set a guiding principle for carrying out CSR activities by the Company and also to set up process of execution, implementation and monitoring of the CSR activities to be undertaken by the Company.

CSR Committee

Corporate Social Responsibility (CSR) Committee consisting of the following members:

1. Mr. Arvind V. Patel, Managing Director (Chairman);
2. Mr. Pravinbhai Vithalbhai Patel, Whole time Director, (Member); and
3. Ms. Deepti Sharma, Independent Director (Member).

Role of the Committee:

The Committee shall carry out of the following functions:

- a. Recommend the CSR Policy and Annual Action Plan to the Board;
- b. Monitor the CSR Policy of the Company from time to time;
- c. Identify the projects/activities to be undertaken by the Company for CSR
- d. Ensure compliance of CSR Policy and the Rules;
- e. Recommend to the Board CSR Activities to be undertaken along with detailed plan, modalities of execution, implementation schedule, monitoring process, impact assessment and amount to be incurred on such activities;
- f. Such other functions as may be delegated and/or assigned by the Board from time to time

Implementation of CSR Activities

- i. The Company may undertake CSR Activities through a registered trust or society or any company, established by the Company, its holding or subsidiary company under Section 8 of the Act for such non-for-profit objectives.

Provided that the Company can carry out the CSR Activities through such other institutes having an established track record of 3 (three) years in undertaking the CSR Activities.

- ii. The Company may collaborate with other companies for undertaking the CSR Activities subject to fulfillment of separate reporting requirements as prescribed in the Companies (Corporate Social Responsibility Policy) Rules, 2014 (the "Rules").
- iii. The CSR Activities shall not include any activity undertaken by the Company in pursuance of normal course of business of the Company.
- iv. The Company shall not make any payment directly or indirectly to Political Party(ies) for CSR Activities

2. COMPOSITION OF CSR COMMITTEE.

SL. No.	NAME OF DIRECTOR	DESIGNATION / NATURE OF DIRECTORSHIP	NUMBER OF MEETINGS OF CSR COMMITTEE HELD DURING THE YEAR	NUMBER OF MEETINGS OF CSR COMMITTEE ATTENDED DURING THE YEAR
1	Mr. Arvind Vithalbhai Patel	Chairperson	2	2
2	Mr. Madhubhai Pragjibhai Vaviya (upto 28.12.2023)	Member	2	1
3	Mr. Pravinbhai Vithalbhai Patel (After 28.12.2023)	Member	2	1
4	Ms. Deepti Sharma	Member	2	2

*During the year the CSR Committee has been reconstituted as on 28.03.2023 and Mr. Pravinbhai V. Patel has been included as member in the committee in place of Mr. Madhubhai P. Vaviya

3. PROVIDE THE WEB-LINK WHERE COMPOSITION OF CSR COMMITTEE, CSR POLICY AND CSR PROJECTS APPROVED BY THE BOARD ARE DISCLOSED ON THE WEBSITE OF THE COMPANY

Please see the link https://www.patelinfra.com/images/policies/PIL_CSR_PIL.pdf.

4. PROVIDE THE DETAILS OF IMPACT ASSESSMENT OF CSR PROJECTS CARRIED OUT IN PURSUANCE OF SUB-RULE (3) OF RULE 8 OF THE COMPANIES (CORPORATE SOCIAL RESPONSIBILITY POLICY) RULES, 2014, IF APPLICABLE (ATTACH THE REPORT).

Not Applicable

5. DETAILS OF THE AMOUNT AVAILABLE FOR SET OFF IN PURSUANCE OF SUB-RULE (3) OF RULE 7 OF THE COMPANIES (CORPORATE SOCIAL RESPONSIBILITY POLICY) RULES, 2014 AND AMOUNT REQUIRED FOR SET OFF FOR THE FINANCIAL YEAR, IF ANY,

SL. No.	FINANCIAL YEAR	AMOUNT AVAILABLE FOR SET-OFF FROM PRECEDING FINANCIAL YEARS (RS.IN LAKHS)	AMOUNT REQUIRED TO BE SET OFF FOR THE FINANCIAL YEAR, IF ANY (RS.IN LAKHS)
		NIL	

6. AVERAGE NET PROFIT OF THE COMPANY AS PER SECTION 135(5) :

Rs.11894.65 lakhs.

7.

SL. No.	PARTICULAR	AMOUNT IN LACS.
a	Two percent of average net profit of the company of last three financial years as per section 135(5).	237.89
b	Surplus arising out of the CSR projects or programmes or activities of the previous financial years.	0.00
c	Amount required to be set off for the financial year, if any	0.00
d	Total CSR obligation for the financial year (7a+7b-7c)	237.89

8. (A) CSR AMOUNT SPENT OR UNSPENT FOR THE FINANCIAL YEAR:

TOTAL AMOUNT SPENT FOR THE FINANCIAL YEAR. (IN RS.)	AMOUNT UNSPENT			
	TOTAL AMOUNT TRANSFERRED TO UNSPENT CSR ACCOUNT AS PER SECTION 135(6)	AMOUNT TRANSFERRED TO ANY FUND SPECIFIED UNDER SCHEDULE VII AS PER SECOND PROVISIO TO SECTION 135(5)		
	Amount. (Rs.in lakhs)	Date of transfer	Name of the Fund	Amount. Date of transfer
237.89	112.63	30.04.2024	-	- -

(B) DETAILS OF CSR AMOUNT SPENT AGAINST ONGOING PROJECTS FOR THE FINANCIAL YEAR:

1	2	3	4	5	6	7	8	9	10	11
SL. NO	NAME OF THE PROJECT	ITEM FROM THE LIST OF ACTIVITIES IN SCHEDULE VII TO THE ACT	LOCAL AREA (YES / NO)	LOCATION OF THE PROJECT STATE DISTRICT	PROJECT DURATION	AMOUNT ALLOCATED FOR THE PROJECT (IN RS. LAKHS)	AMOUNT SPENT IN THE CURRENT F.Y. (IN RS. LAKHS)	AMOUNT TRANSFERRED TO UNSPENT CSR ACCOUNT FOR THE PROJECT AS PER SECTION 135(6) (IN RS. LAKHS)	MODE OF IMPLEMENTATION - DIRECT (YES/NO)	MODE OF IMPLEMENTATION - THROUGH IMPLEMENTING AGENCY NAME CSR REGISTRATION NUMBER
-	-	-	-	-	-	-	-	-	-	-

(C) DETAILS OF CSR AMOUNT SPENT AGAINST OTHER THAN ONGOING PROJECTS FOR THE FINANCIAL YEAR:

SL. NO	NAME OF THE PROJECT	ITEM FROM THE LIST OF ACTIVITIES IN SCHEDULE VII TO THE ACT	LOCAL AREA (YES / NO)	LOCATION OF THE PROJECT STATE DISTRICT	AMOUNT SPENT FOR THE PROJECT (RS.IN LAKHS)	MODE OF IMPLEMENTATION - DIRECT (YES/NO)	MODE OF IMPLEMENTATION - THROUGH IMPLEMENTING AGENCY NAME CSR REGISTRATION NUMBER
1	Animal Welfare	(iv)	Yes	Gujarat Anand	91.00	No	Late Vithalbhai Gobarbhai Patel CSR00002777
2	Animal Welfare	(iv)	Yes	Gujarat Amreli	5.00	No	Shree Alakhdhani gau seva CSR00036951
3	Promoting Health Care	(i)	Yes	Gujarat Ahmed abad	25.00	No	Raginiben Bipinchandra Sevakarya Trust CSR00012645
4	Rural Development	(x)	Yes	Gujarat Bharuch	2.00	Yes	N.A N.A
5	Rural Development	(x)	Yes	Gujarat Vadodara	1.89	Yes	N.A N.A
6	Rural Development	(x)	Yes	Gujarat Panch mahal	0.37	Yes	N.A N.A

(D) AMOUNT SPENT IN ADMINISTRATIVE OVERHEADS: NIL

(E) AMOUNT SPENT ON IMPACT ASSESSMENT, IF APPLICABLE: NIL

(F) TOTAL AMOUNT SPENT FOR THE FINANCIAL YEAR (8B+8C+8D+8E): 125.26 LACS

(G) EXCESS AMOUNT FOR SET OFF, IF ANY

SL No.	PARTICULAR	AMOUNT (RS.IN LACS.)
i.	Two percent of the average net profit of the company of last three financial years as per section 135(5)	237.89
ii.	Total amount spent for the Financial Year	125.26
iii.	Excess amount spent for the financial year [(ii)-(i)]	0.00
iv.	Surplus arising out of the CSR projects or programmes or activities of the previous financial years, if any	0.00
v.	Amount available for set off in succeeding financial years [(iii)-(iv)]	0.00

9.(A) DETAILS OF UNSPENT CSR AMOUNT FOR THE PRECEDING THREE FINANCIAL YEARS:

SL No.	PRECEDING FINANCIAL YEAR.	AMOUNT TRANSFERRED TO UNSPENT CSR ACCOUNT UNDER SECTION 135 (6) (RS. IN LACS)	AMOUNT SPENT IN THE REPORTING FINANCIAL YEAR (RS. IN LACS)	AMOUNT TRANSFERRED TO ANY FUND SPECIFIED UNDER SCHEDULE VII AS PER SECTION 135(6), IF ANY. NAME OF THE FUND AMOUNT (RS. IN LACS) DATE OF TRANSFER	AMOUNT REMAINING TO BE SPENT IN SUCCEEDING FINANCIAL YEARS (RS. IN LACS)
-	-	-	-	-	-

(B) DETAILS OF CSR AMOUNT SPENT IN THE FINANCIAL YEAR FOR ONGOING PROJECTS OF THE PRECEDING FINANCIAL YEAR(S):

SL No.	PROJECT ID.	NAME OF THE PROJECT	FINANCIAL YEAR IN WHICH THE PROJECT WAS COMMENCED.	PROJECT DURATION.	TOTAL AMOUNT ALLOCATED FOR THE PROJECT (RS. IN LACS)	AMOUNT SPENT ON THE PROJECT IN THE REPORTING FINANCIAL YEAR(RS. IN LACS)	CUMULATIVE AMOUNT SPENT AT THE END OF REPORTING FINANCIAL YEAR.(RS. IN LACS)	STATUS OF THE PROJECT - COMPLETED /ONGOING.
-	-		-	-	-	-	-	-

**10. IN CASE OF CREATION OR ACQUISITION OF CAPITAL ASSET, FURNISH THE DETAILS RELATING TO THE ASSET SO CREATED OR ACQUIRED THROUGH CSR SPENT IN THE FINANCIAL YEAR (ASSET-WISE DETAILS). :
NIL**

- Date of creation or acquisition of the capital asset(s) :
- Amount of CSR spent for creation or acquisition of capital asset.
- Details of the entity or public authority or beneficiary under whose name such capital asset is registered, their address etc.
- Provide details of the capital asset(s) created or acquired (including complete address and location of the capital asset).

**11. SPECIFY THE REASON(S), IF THE COMPANY HAS FAILED TO SPEND TWO PER CENT OF THE AVERAGE NET PROFIT AS PER SECTION 135(5).
NIL**

The Company is currently operating an Animal Helpline project through its own trust and is actively involved in numerous charitable activities via various trusts and implementing agencies. For the financial year 2023-24, the Company's total obligation towards Corporate Social Responsibility (CSR) was ₹237.89 lakh. Out of this amount, the Company has already spent ₹125.26 lakh on Healthcare, Education, and Rural Development initiatives during the financial year 2023-24. The remaining unspent amount of ₹112.63 lakh has been transferred to the Unspent CSR Account and will be utilized for ongoing projects.

ANNEXURE – 6

Form No. MGT 9

Pursuant to Section 92 (3) of the Companies Act, 2013 and rule 12(1) of the Company (Management & Administration) Rules, 2014.

EXTRACT OF ANNUAL RETURN As on the financial year ended on 31/03/2024

I	REGISTRATION & OTHER DETAILS:		
i	CIN	U45201GJ2004PLC043955	
ii	Registration Date	13-Apr-04	
iii	Name of the Company	PATEL INFRASTRUCTURE LIMITED	
iv	Category of the Company	Public Company - Company limited by Shares	
V	ADDRESS OF THE REGISTERED OFFICE & CONTACT DETAILS		
	Address :	"PATEL HOUSE", BESIDE PRAKRUTI RESORT, CHHANI ROAD, CHHANI.	
	Town / City :	VADODARA	
	State :	GUJARAT - 391 740	
	Country Name :	INDIA	
	Telephone (with STD Code) :	(0265) 277 6678, 277 7778	
	Fax Number :	(0265) 277 7878	
	Email Address :	ho@patelinfra.com	
	Website, if any:	patelinfra.com	
vi	Whether listed company	No	
VII	NAME AND ADDRESS OF REGISTRAR & TRANSFER AGENTS (RTA):-		
	Name of RTA :	BIGSHARE SERVICES PRIVATE LIMITED	
	Address :	1 st Floor, Bharat Tin Works Building, Opp. Vasant Oasis, Makwana Road, Marol, Andheri East	
	Town / City :	Mumbai	
	State :	Maharashtra	
	Pin Code :	400 072	
	Telephone :	022 62638200	
	Fax Number :	022 62638299	
	Email Address :	rajeshm@bigshareonline.com	

02. PRINCIPAL BUSINESS ACTIVITY OF THE COMPANY

All the business activities contributing 10 % or more of the total turnover of the company shall be stated:-

SI. NO.	NAME AND DESCRIPTION OF MAIN PRODUCTS /SERVICES	NIC CODE OF THE PRODUCT / SERVICE	% TO TOTAL TURNOVER OF THE COMPANY
1	Construction and maintenance of Road & buildings (Section F)	41 & 42	100%

03. PARTICULARS OF HOLDING, SUBSIDIARY AND ASSOCIATE COMPANIES -

No. of Companies for which information is being filled

SI. NO.	NAME AND ADDRESS OF COMPANY	CIN/GLN	"HOLDING/ SUBSIDIARY/ ASSOCIATE"	% OF SHARES HELD	APPLICABLE SECTION
1	Patel Highway Management Private Limited	U45203GJ2009PTC058178	Subsidiary	100%	2(87)
2	Patel Bridge Nirman Private Limited	U45202GJ2011PTC066793	Subsidiary	74%	2(87)(ii)a

3	Patel Hospitality Private Limited	U55101GJ2015PTC082840	Subsidiary	100%	2(87)
4	Patel Cholopuram-Thanjavur Highway Private Limited	U45309GJ2017PTC099166	Subsidiary	100%	2(87)
5	Patel Sethiyahopu-Cholopuram Highway Private Limited	U45309GJ2017PTC099497	Subsidiary	100%	2(87)(ii)a
6	Patel Darah-Jhalawar Highway Private Limited	U45201GJ2017PTC099499	Subsidiary	100%	2(87)
7	Patel Vadodara-Kim Expressway Private Limited	U45309GJ2018PTC101801	Subsidiary	100%	2(87)
8	Patel Concretetech Private Limited (From 29.03.2024)	U23942GJ2023PTC145950	Subsidiary	100%	2(87)

04. SHARE HOLDING PATTERN (EQUITY SHARE CAPITAL BREAKUP AS PERCENTAGE OF TOTAL EQUITY)

i. Category-wise Share Holding

CATEGORY OF SHAREHOLDERS	NO. OF SHARES HELD AT THE BEGINNING OF THE YEAR				NO. OF SHARES HELD AT THE END OF THE YEAR				% CHANGE DURING THE YEAR
	DEMAT	PHYSICAL	TOTAL	% OF TOTAL SHARES	DEMAT	PHYSICAL	TOTAL	% OF TOTAL SHARES	
A. Promoters									
(1) Indian									
a) Individual/ HUF	2,84,40,000	-	2,84,40,000	62.36%	4,55,99,984	-	4,55,99,984	100%	37.64%
b) Central Govt	-	-	-	-	-	-	-	-	-
c) State Govt(s)	-	-	-	-	-	-	-	-	-
d) Bodies Corp.	-	-	-	-	-	-	-	-	-
e) Banks / FI	-	-	-	-	-	-	-	-	-
f) Any other	-	-	-	-	-	-	-	-	-
(2) Foreign									
a) NRI-Individual/	-	-	-	-	-	-	-	-	-
b) Other-Individual/	-	-	-	-	-	-	-	-	-
c) Bodies Corp.	-	-	-	-	-	-	-	-	-
d) Banks / FI	-	-	-	-	-	-	-	-	-
e) Any Others	-	-	-	-	-	-	-	-	-
Total shareholding of Promoter (A)	2,84,40,000	-	2,84,40,000	62.36%	4,55,99,984	-	4,55,99,984	100%	37.64%

B. Public Shareholding

(1) Institutions									
a) Mutual Funds	-	-	-	-	-	-	-	-	-
b) Banks / FI	-	-	-	-	-	-	-	-	-
c) Central Govt	-	-	-	-	-	-	-	-	-
d) State Govt(s)	-	-	-	-	-	-	-	-	-
e) Venture Capital Funds	-	-	-	-	-	-	-	-	-
f) Insurance Companies	-	-	-	-	-	-	-	-	-
g) FIIs	-	-	-	-	-	-	-	-	-
h) Foreign Venture Capital Funds	-	-	-	-	-	-	-	-	-
i) Others (specify)	-	-	-	-	-	-	-	-	-
Sub-total (B)(1):-	-	-	-	-	-	-	-	-	-

CATEGORY OF SHAREHOLDERS	NO. OF SHARES HELD AT THE BEGINNING OF THE YEAR				NO. OF SHARES HELD AT THE END OF THE YEAR				% CHANGE DURING THE YEAR
	DEMAT	PHYSICAL	TOTAL	% OF TOTAL SHARES	DEMAT	PHYSICAL	TOTAL	% OF TOTAL SHARES	
2. Non-Institutions									
a) Bodies Corp.									
i) Indian	-	-	-	-	-	-	-	-	-
ii) Overseas	-	-	-	-	-	-	-	-	-
b) Individuals									
i) Individual shareholders holding nominal share capital upto Rs. 1 lakh	-	-	-	-	-	-	-	-	-
ii) Individual shareholders holding nominal share capital in excess of Rs 1 lakh	1,71,60,000	-	1,71,60,000	37.64%	16	-	16	0.00%	-37.64
c) Others (specify)									
Sub-total (B)(2):-	1,71,60,000	-	1,71,60,000	37.64%	16	-	16	0.00%	-37.64
B. Total Public Shareholding (B)=(B)(1)+ (B)(2)	1,71,59,988	-	1,71,59,988	37.64%	16	-	16	0.00%	-37.64
C. Shares held by Custodian for GDRs & ADRs	-	-	-	-	-	-	-	-	-
Grand Total (A+B+C)	45,60,000	-	45,60,000	100%	45,60,000	-	45,60,000	100	-

ii Shareholding of Promoters

Sl NO.	SHAREHOLDER'S NAME	SHAREHOLDING AT THE BEGINNING OF THE YEAR			SHAREHOLDING AT THE END OF THE YEAR			% CHANGE IN SHARE HOLDING DURING THE YEAR
		NO. OF SHARES	% OF TOTAL SHARES OF THE COMPANY	% OF SHARES PLEDGED/ ENCUMBERED TO TOTAL SHARES	NO. OF SHARES	% OF TOTAL SHARES OF THE COMPANY	% OF SHARES PLEDGED/ ENCUMBERED TO TOTAL SHARES	
1	Pravinbhai Vithalbhai Patel	1,42,20,000	31.18%	13.00%	2,27,99,992	50.00%	13.00%	18.82%
2	Arvind Vithalbhai Patel	1,42,20,000	31.18%	13.00%	2,27,99,992	50.00%	13.00%	18.82%
3	Dineshbhai Pragjibhai Vaviya	4	00.00%	0.00%	4	00.00%	0.00%	0%
4	Madhubhai Pragjibhai Vaviya	4	00.00%	0.00%	4	00.00%	0.00%	0%
5	Sureshbhai Pragjibhai Vaviya	4	00.00%	0.00%	4	00.00%	0.00%	0%
Total		4,21,20,000	92.36%	26.00%	4,55,99,984	100.00%	26.00%	37.64%

iii Change in Promoters' Shareholding (please specify, if there is no change)

SI NO.	NAME OF SHAREHOLDER	SHAREHOLDING AT THE BEGINNING OF THE YEAR		CUMULATIVE SHAREHOLDING DURING THE YEAR	
		NO. OF SHARES	% OF TOTAL SHARES OF THE COMPANY	NO. OF SHARES	% OF TOTAL SHARES OF THE COMPANY
1.	Pravinbhai Vithalbhai Patel				
	At the beginning of the year	1,42,20,000	31.18%	1,42,20,000	31.18%
	Changes During the year	85,79,992	18.82%	2,27,99,992	50.00%
	At the end of the year	2,27,99,992	50.00%	2,27,99,992	50.00%
2.	Arvind Vithalbhai Patel				
	At the beginning of the year	1,42,20,000	31.18%	1,42,20,000	31.18%
	Changes During the year	85,79,992	18.82%	2,27,99,992	50.00%
	At the end of the year	2,27,99,992	50.00%	2,27,99,992	50.00%
3.	Dineshbhai Prajibhai Vaviya				
	At the beginning of the year	4	Negligible	4	Negligible
	Changes During the year	0	0.00%	0	0.00%
	At the end of the year	4	Negligible	4	Negligible
4.	Madhubhai Prajibhai Vaviya*				
	At the beginning of the year	4	Negligible	4	Negligible
	Changes During the year	0	0.00%	0	0.00%
	At the end of the year	4	Negligible	4	Negligible
5.	Sureshbhai Prajibhai Vaviya*				
	At the beginning of the year	4	Negligible	4	Negligible
	Changes During the year	0	0.00%	0	0.00%
	At the end of the year	4	Negligible	4	Negligible

*Madhubhai Prajibhai Vaviya and Sureshbhai Prajibhai Vaviya has been resigned from 28.12.2023

iv Shareholding Pattern of top ten Shareholders (other than Directors, Promoters and Holders of GDRs & ADRs):

SI NO.	NAME OF SHAREHOLDER	SHAREHOLDING AT THE BEGINNING OF THE YEAR		CUMULATIVE SHAREHOLDING DURING THE YEAR	
		NO. OF SHARES	% OF TOTAL SHARES OF THE COMPANY	NO. OF SHARES	% OF TOTAL SHARES OF THE COMPANY
1.	Smitaben Pravinbhai Patel				
	At the beginning of the year	17,40,000	3.82%	17,40,000	3.82%
	Changes During the year	(17,39,998)	3.82%	2	Negligible
	At the end of the year	2	Negligible	2	Negligible
2.	Kaminiben Arvindbhai Patel				
	At the beginning of the year	17,40,000	3.82%	17,40,000	3.82%
	Changes During the year	(17,39,998)	3.82%	2	Negligible
	At the end of the year	2	Negligible	2	Negligible
3.	Pragjibhai Gobarbhai Vaviya				
	At the beginning of the year	1,36,79,988	30.00 %	1,36,79,988	30.00%
	Changes During the year	(1,36,79,988)	30.00 %	0	00.00%
	At the end of the year	0	0.00 %	0	00.00%

v Shareholding of Directors and Key Managerial Personnel:

SI NO.	FOR EACH OF THE DIRECTORS AND KMP	SHAREHOLDING AT THE BEGINNING OF THE YEAR		CUMULATIVE SHAREHOLDING DURING THE YEAR	
		NO. OF SHARES	% OF TOTAL SHARES OF THE COMPANY	NO. OF SHARES	% OF TOTAL SHARES OF THE COMPANY
1.	Pravinbhai Vithalbhai Patel – Whole Time Director				
	At the beginning of the year	1,42,20,000	31.18%	1,42,20,000	31.18%
	Changes During the year	85,79,992	18.82%	2,27,99,992	50.00%
	At the end of the year	2,27,99,992	50.00%	2,27,99,992	50.00%
2.	Arvind Vithalbhai Patel – Managing Director				
	At the beginning of the year	1,42,20,000	31.18%	1,42,20,000	31.18%
	Changes During the year	85,79,992	18.82%	2,27,99,992	50.00%
	At the end of the year	2,27,99,992	50.00%	2,27,99,992	50.00%
3.	Dineshbhai Prajibhai Vaviya – Director				
	At the beginning of the year	4	Negligible	4	Negligible
	Changes During the year	0	0.00%	0	0.00%
	At the end of the year	4	Negligible	4	Negligible
4.	Madhubhai Prajibhai Vaviya – Director*				
	At the beginning of the year	4	Negligible	4	Negligible
	Changes During the year	0	0.00%	0	0.00%
	At the end of the year	4	Negligible	4	Negligible
5.	Sureshbhai Prajibhai Vaviya – Director*				
	At the beginning of the year	4	Negligible	4	Negligible
	Changes During the year	0	0.00%		0.00%
	At the end of the year	4	Negligible	4	Negligible
6.	Prahlad Rai Mundra – Chief Financial Officer (Resigned w.e.f 30.04.2023)				
	At the beginning of the year	-	-	-	-
	Changes During the year	-	-	-	-
	At the end of the year	-	-	-	-
7.	Nikunj Shah– Chief Financial Officer (Appointed w.e.f 25.11.2023)				
	At the beginning of the year	-	-	-	-
	Changes During the year	-	-	-	-
	At the end of the year	-	-	-	-
8.	Aswini Kumar Sahu – Company Secretary				
	At the beginning of the year	-	-	-	-
	Changes During the year	-	-	-	-
	At the end of the year	-	-	-	-

*Madhubhai Prajibhai Vaviya and Sureshbhai Prajibhai Vaviya has been resigned from 28.12.2023

V. INDEBTEDNESS (IN LACS)

Indebtedness of the Company including interest outstanding/accrued but not due for payment

INDEBTEDNESS AT THE BEGINNING OF THE FINANCIAL YEAR	SECURED LOANS EXCLUDING DEPOSITS	UNSECURED LOANS	DEPOSITS	TOTAL INDEBTEDNESS
i) Principal Amount	84,624.70	18,902.43	-	1,03,527.13
ii) Interest due but not paid	-	-	-	-

INDEBTEDNESS AT THE BEGINNING OF THE FINANCIAL YEAR	SECURED LOANS EXCLUDING DEPOSITS	UNSECURED LOANS	DEPOSITS	TOTAL INDEBTEDNESS
iii) Interest accrued but not due	1,428.61	-	-	1,428.61
Total (i+ii+iii)	86,053.31	18,902.43	-	1,04,955.74
Change in Indebtedness during the financial year	Secured Loans excluding deposits	Unsecured Loans	Deposits	Total indebtedness
* Addition	3,951.38	30,722.28		34,673.66
* Reduction	14,185.13	30,970.45		45,155.58
Net Change	75,819.55	18,654.26		(10,481.92)
Indebtedness at the end of the financial year	Secured Loans excluding deposits	Unsecured Loans	Deposits	Total indebtedness
i) Principal Amount	75,819.55	18,654.26		94,473.81
ii) Interest due but not paid	-	-	-	
iii) Interest accrued but not due	-	-	-	
Total (i+ii+iii)	75,819.55	18,654.26		94,473.81

06. REMUNERATION OF DIRECTORS AND KEY MANAGERIAL PERSONNEL (IN LACS)

A. Remuneration to Managing Director, Whole-time Directors and/or Manager:

SI NO	PARTICULARS OF REMUNERATION	NAME OF MD/WTD/ MANAGER					TOTAL AMOUNT
		PRAVINBHAI PATEL	ARVIND PATEL	DINESHBHAI VAVIYA	MADHUBHAI VAVIYA	SURESHBHAI VAVIYA	
1	Gross salary	300.00	300.00	-	-	-	600.00
	(a) Salary as per provisions contained in section 17(1) of the Income-tax Act, 1961	300.00	300.00	-	-	-	600.00
	(b) Value of perquisites u/s 17(2) Income-tax Act, 1961	-	-	-	-	-	-
	(c) Profits in lieu of salary under section 17(3) Income-tax Act, 1961	-	-	-	-	-	-
2	Stock Option	-	-	-	-	-	-
3	Sweat Equity	-	-	-	-	-	-
4	Commission	-	-	-	-	-	-
	- as % of profit	-	-	-	-	-	-
	- others, specify	-	-	-	-	-	-
5	Others, please specify	-	-	-	-	-	-
	Total (A)	300.00	300.00	-	-	-	600.00
	Ceiling as per the Act			1402.55			

B. Remuneration to other directors:

SI NO	PARTICULARS OF REMUNERATION	NAME OF DIRECTORS					TOTAL AMOUNT
		A	B	C	D	E	
1	Independent Directors	Harcharansingh Pratapsingh Jamdar	Hemantkumar Jayantilal Patel	Mehulkumar Dineshbhai Patel	Sandip Anilkumar Sheth	Deepti Sharma	
	Fee for attending board committee meetings	3.50	7.60	2.75	5.00	6.00	24.85
	Commission	-	-	-	-	-	-
	Others, please specify	-	-	-	-	-	-
	Total (1)	3.50	7.60	2.75	5.00	6.00	24.85

SI NO	PARTICULARS OF REMUNERATION	NAME OF DIRECTORS					TOTAL AMOUNT
		A	B	C	D	E	
2	Other Non-Executive Directors						
	Fee for attending board committee meetings	-	-	-	-	-	-
	Commission	-	-	-	-	-	-
	Others, please specify	-	-	-	-	-	-
	Total (2)	-	-	-	-	-	-
	Total (B)=(1+2)	3.50	7.60	2.75	5.00	6.00	24.85
	Total Managerial Remuneration (A + B)	-	-	-	-	-	24.85
	Overall Ceiling as per the Act			NIL			

C. Remuneration to Key Managerial Persons Other Than MD/MANAGER/WTD:

SI NO	PARTICULARS OF REMUNERATION	KEY MANAGERIAL PERSONNEL					TOTAL AMOUNT
		CEO	ASWINI KUMAR SAHU COMPANY SECRETARY	PRAHLAD RAY MUNDRA - CFO (UPTO 30.04.2023)	NITIN PATEL - DIRECTOR FINANCE	NIKUNJ SHAH- CFO(FROM 25.11.2023)	
1	Gross salary	-	38.88	12.02	12.00	39.56	102.46
	(a) Salary as per provisions contained in section 17(1) of the Income-tax Act, 1961	-	38.88	12.02	12.00	39.56	102.46
	(b) Value of perquisites u/s 17(2) Income-tax Act, 1961	-	-	-	-	-	-
	(c) Profits in lieu of salary under section 17(3) Income-tax Act, 1961	-	-	-	-	-	-
2	Stock Option	-	-	-	-	-	-
3	Sweat Equity	-	-	-	-	-	-
4	Commission	-	-	-	-	-	-
	- as % of profit	-	-	-	-	-	-
	- others, specify	-	-	-	-	-	-
5	Others, please specify	-	-	-	-	-	-
	Total (A)	-	38.88	12.02	12.00	39.56	102.46

07. PENALTIES / PUNISHMENT/ COMPOUNDING OF OFFENCES:

During the year under review, no penalty or other punishment was imposed on Company, directors or any officers of the Company for any alleged offence under the Companies Act, 2013 or rules framed there under. During the year the Company or any officer of the Company has not made any application to any authority for compounding of offence under the said Act.

By Order of the Board of Directors
For and on behalf of Board

Date: 04.09.2024
Place: Vadodara

Pravinbhai V. Patel - 00008911
Chairman & Whole Time Director

INDEPENDENT AUDITOR'S REPORT

To,
The Members of,
PATEL INFRASTRUCTURE LIMITED
CIN - U45201GJ2004PLC043955
Vadodara

Report on the audit of the Standalone Financial Statements **Opinion**

We have audited the Standalone Ind AS financial statements of **PATEL INFRASTRUCTURE LIMITED ("the Company")**, which comprise the Balance Sheet as at 31st March 2024, the Statement of Profit and Loss (including Other Comprehensive Income), Statement of Changes in Equity for the year, Statement of Cash flows for the year then ended, and notes to the standalone Financial Statements, including a summary of Material Accounting Policies and other explanatory information.

In our opinion and to the best of our information and according to the explanations given to us, the aforesaid standalone financial statements give the information required by the Companies Act, 2013 ("The Act") in the manner so required and give a true and fair view in conformity with the Indian Accounting Standards prescribed under section 133 of the Act read with Companies (Indian Accounting Standards) Rules, 2015, as amended, ("Ind AS") and other accounting principles generally accepted in India, of the state of affairs of the Company as at March 31, 2024, and its Profit, total comprehensive income, changes in equity and its cash flows for the year ended on that date.

BASIS FOR OPINION

We conducted our audit in accordance with the Standards on Auditing (SAs) specified under section 143(10) of the Companies Act, 2013. Our responsibilities under those Standards are further described in the Auditor's Responsibilities for the Audit of the Standalone Financial Statements section of our report. We are independent of the Company in accordance with the Code of Ethics issued by the Institute of Chartered Accountants of India (ICAI) together with the ethical requirements that are relevant to our audit of the standalone Ind AS financial statements under the provisions of the Companies Act, 2013 and the Rules thereunder, and we have fulfilled our other ethical responsibilities in accordance with these requirements and the Code of Ethics. We believe that the audit evidence we have obtained is sufficient and appropriate to provide a basis our audit opinion on the Standalone Financial Statements.

INFORMATION OTHER THAN THE FINANCIAL STATEMENTS AND AUDITOR'S REPORT THEREON

The Company's Board of Directors is responsible for the preparation of other information. The other information comprises the information included in the report of Board of Directors and its committees, but does not include the Standalone Ind AS financial statements and our auditor's report thereon.

Our opinion on the Standalone Ind AS financial statements does not cover the other information and we will not express any form of assurance conclusion thereon.

In connection with our audit of the standalone financial statements, our responsibility is to read the other information and, in doing so, consider whether the other information is materially inconsistent with the standalone financial statements or our knowledge obtained during the course of our audit or otherwise appears to be materially misstated.

If, based on the work we have performed, we conclude that there is a material misstatement of this other information; we are required to report that fact. We have nothing to report in this regard.

RESPONSIBILITY OF THE MANAGEMENT AND THOSE CHARGED WITH THE GOVERNANCE FOR THE STANDALONE FINANCIAL STATEMENTS

The Company's Board of Directors are responsible for the matters stated in section 134(5) of the Act with respect to the presentation of these Standalone Ind AS financial statements that gives a true and fair view of the financial position, financial performance, including other comprehensive income, changes in equity, and cash flows of the company in accordance with the Indian Accounting Standard ("Ind AS") specified under Section 133 of the Act and other accounting principles generally accepted in India.

This responsibility also includes maintenance of adequate accounting records in accordance with the provisions of the Act for safeguarding of the assets of the Company and for preventing and detecting frauds and other irregularities; selection and application of appropriate accounting policies; making judgments and estimates that are reasonable and prudent; and design, implementation and maintenance of adequate internal financial controls, that

were operating effectively for ensuring the accuracy and completeness of the accounting records, relevant to the preparation and presentation of the statement that give a true and fair view and are free from material misstatement, whether due to fraud or error.

In preparing the financial statements, the Board of Directors are also responsible for assessing the Company's ability to continue as a going concern, disclosing, as applicable, matters related to going concern and using the going concern basis of accounting unless the Board of Directors either intend to liquidate the Company or to cease operations, or has no realistic alternative but to do so.

The Board of Directors are also responsible for overseeing the financial reporting process of the Company.

AUDITOR'S RESPONSIBILITIES FOR THE AUDIT FOR THE FINANCIAL STATEMENTS

Our objectives are to obtain reasonable assurance about whether the financial statements as a whole are free from material misstatement, whether due to fraud or error, and to issue an auditor's report that includes our opinion. Reasonable assurance is a high level of assurance, but is not a guarantee that an audit conducted in accordance with SAs will always detect a material misstatement when it exists. Misstatements can arise from fraud or error and are considered material if, individually or in the aggregate, they could reasonably be expected to influence the economic decisions of users taken on the basis of these Standalone financial statements.

As part of an audit in accordance with SAs, we exercise professional judgment and maintain professional skepticism throughout the audit.

We also:

- a. Identify and assess the risks of material misstatement of the Standalone financial statements, whether due to fraud or error, design and perform audit procedures responsive to those risks, and obtain audit evidence that is sufficient and appropriate to provide a basis for our opinion. The risk of not detecting a material misstatement resulting from fraud is higher than for one resulting from error, as fraud may involve collusion, forgery, intentional omissions, misrepresentations, or the override of internal control.
- b. Obtain an understanding of internal control relevant to the audit in order to design audit procedures that are appropriate in the circumstances. Under section 143(3)(i) of the Companies Act, 2013, we are also responsible for expressing our opinion on whether the company has adequate internal financial controls system in place and the operating effectiveness of such controls.
- c. Evaluate the appropriateness of accounting policies used and the reasonableness of accounting estimates and related disclosures made by management.
- d. Conclude on the appropriateness of management's use of the going concern basis of accounting and, based on the audit evidence obtained, whether a material uncertainty exists related to events or conditions that may cast significant doubt on the Company's ability to continue as a going concern. If we conclude that a material uncertainty exists, we are required to draw attention in our auditor's report to the related disclosures in the financial statements or, if such disclosures are inadequate, to modify our opinion. Our conclusions are based on the audit evidence obtained up to the date of our auditor's report. However, future events or conditions may cause the Company to cease to continue as a going concern.
- e. Evaluate the overall presentation, structure and content of the financial statements, including the disclosures, and whether the Standalone Ind AS financial statements represent the underlying transactions and events in a manner that achieves fair presentation.

Materiality is the magnitude of misstatements in the standalone financial statements that, individually or in aggregate, makes it probable that the economic decisions of a reasonably knowledgeable user of the standalone financial statements may be influenced. We consider quantitative materiality and qualitative factors in (i) planning the scope of our audit work and in evaluating the results of our work; and (ii) to evaluate the effect of any identified misstatements in the standalone financial statements.

We communicate with those charged with governance regarding, among other matters, the planned scope and timing of the audit and significant audit findings, including any significant deficiencies in internal control that we identify during our audit.

We also provide those charged with governance with a statement that we have complied with relevant ethical requirements regarding independence, and to communicate with them all relationships and other matters that may reasonably be thought to bear on our independence, and where applicable, related safeguards.

OTHER MATTERS

We did not audit the financial information of two unincorporated joint operations, whose financial information reflects total assets of Rs. 149.07 lakhs as at March 31, 2024, total revenues of Rs. 127.17 lakhs, net loss of Rs. 0.06 lakhs and net cash inflows of Rs. 1.17 lakhs for the year then ended on that date, as considered in the Standalone financial statements. The financial information of these joint operations has been audited by other auditors whose reports have been furnished to us by the management of the Company, and our opinion in so far as it relates to the amounts and disclosures included in respect of these joint operations is solely based on the report of the other auditors.

Our opinion is not modified in respect of the above matter with respect to our reliance on the work done and the reports of the other auditors.

REPORT ON OTHER LEGAL AND REGULATORY REQUIREMENTS

1. As required by Section 143(3) of the Act, we report that:

- a). We have sought and obtained all the information and explanations which to the best of our knowledge and belief were necessary for the purposes of our audit.
- b). In our opinion, proper books of account as required by law have been kept by the Company so far as it appears from our examination of those books.
- c). The Standalone Balance Sheet, the Statement of Profit and Loss (including Other Comprehensive Income), the Standalone statement of changes in equity and the Cash Flow Statement dealt with by this Report are in agreement with the books of account.
- d). In our opinion, the aforesaid Standalone financial statements comply with the Indian Accounting Standards specified under Section 133 of the Act.
- e). On the basis of the written representations received from the directors as on 31st March, 2023 taken on record by the Board of Directors, none of the directors is disqualified as on 31st March, 2023 from being appointed as a director in terms of Section 164 (2) of the Act.
- f). With respect to the adequacy of the internal financial controls over financial reporting of the Company and the operating effectiveness of such controls, refer to our separate Report in "Annexure A". Our report expresses an unmodified opinion on the adequacy and operating effectiveness of the company's internal financial controls over financial reporting.
- g). In our opinion and to the best of our information and according to the explanations given to us, the managerial remuneration for the year ended March 31, 2023 has been paid / provided by the Company to its directors in accordance with the provisions of section 197 read with Schedule V to the Act.
- h). With respect to the other matters to be included in the Auditor's Report in accordance with Rule 11 of the Companies (Audit and Auditors) Rules, 2014, in our opinion and to the best of our information and according to the explanations given to us:
 - (i). The Company has disclosed the impact of pending litigation on its financial position in its financial statements. Refer Note No.41 to the Standalone Financial Statement.
 - (ii). The Company did not have any long-term contracts including derivative contracts for which there were any material foreseeable losses.
 - (iii). There were no amounts which were required to be transferred to the Investor Education and Protection Fund by the Company.
 - (iv).
 - a. The Management has represented that, to the best of its knowledge and belief, no funds (which are material either individually or in the aggregate) have been advanced or loaned or invested (either from borrowed funds or share premium or any other sources or kind of funds) by the Company to or in any other person or entity, including foreign entity ("Intermediaries"), with the understanding, whether recorded in writing or otherwise, that the Intermediary shall, whether, directly or indirectly lend or invest in other persons or entities identified in any manner whatsoever by or on behalf of the Company ("Ultimate Beneficiaries") or provide any guarantee, security or the like on behalf of the Ultimate Beneficiaries;

- b. The Management has represented, that, to the best of its knowledge and belief, no funds (which are material either individually or in the aggregate) have been received by the Company from any person or entity, including foreign entity ("Funding Parties"), with the understanding, whether recorded in writing or otherwise, that the Company shall, whether, directly or indirectly, lend or invest in other persons or entities identified in any manner whatsoever by or on behalf of the Funding Party ("Ultimate Beneficiaries") or provide any guarantee, security or the like on behalf of the Ultimate Beneficiaries;
 - c. Based on the audit procedures that have been considered reasonable and appropriate in the circumstances, nothing has come to our notice that has caused us to believe that the representations under sub-clause (i) and (ii) of Rule 11(e), as provided under (a) and (b) above, contain any material misstatement.
 - (v) The company has not declared or paid dividend during the year, hence compliance with section 123 of the Companies Act, 2013 is not applicable.
 - (x) Based on our examination, which included test checks, the Company has used accounting software for maintaining its books of account for the financial year ended March 31, 2024, which has a feature of recording audit trail (edit log) facility and the same has operated throughout the year for all relevant transactions recorded in the software. Further, during the course of our audit we did not come across any instance of the audit trail feature being tampered with.
2. As required by the Companies (Auditor's Report) Order, 2020 (the "Order") issued by the Central Government of India in terms of sub-section (11) of Section 143 of the Act, we give in "Annexure - B" a statement on the matters specified in paragraphs 3 and 4 of the Order, to the extent applicable.

Date: September 04, 2024
Place: Ahmedabad

For, Surana Maloo & Co.
Chartered Accountants
Firm Registration Number 112171W

Per, Shashikant D Patel
Partner
Membership No: 037671
UDIN: 24037671BKXAFE4016

ANNEXURE – A

ANNEXURE TO THE INDEPENDENT AUDITOR'S REPORT OF EVEN DATE ON THE STANDALONE FINANCIAL STATEMENTS OF PATEL INFRASTRUCTURE LIMITED

Report on the Internal Financial Controls under Clause (i) of Sub-section 3 of Section 143 of the Companies Act, 2013 ("the Act")

We have audited the internal financial controls over financial reporting of **PATEL INFRASTRUCTURE LIMITED ("the Company")** as of March 31st 2024 in conjunction with our audit of the standalone financial statements of the Company for the year ended on that date.

MANAGEMENT'S RESPONSIBILITY FOR INTERNAL FINANCIAL CONTROLS

The Management of company is responsible for establishing and maintaining internal financial controls based on the internal control over financial reporting criteria established by the Company considering the essential components of internal control stated in the Guidance Note on Audit of Internal Financial Controls Over Financial Reporting issued by the Institute of Chartered Accountants of India (ICAI). These responsibilities include the design, implementation and maintenance of adequate internal financial controls that were operating effectively for ensuring the orderly and efficient conduct of its business, including adherence to company's policies, the safeguarding of its assets, the prevention and detection of frauds and errors, the accuracy and completeness of the accounting records, and the timely preparation of reliable financial information, as required under the Act.

AUDITORS' RESPONSIBILITY

Our responsibility is to express an opinion on the Company's internal financial controls over financial reporting based on our audit. We conducted our audit in accordance with the Guidance Note on Audit of Internal Financial Controls Over Financial Reporting (the "Guidance Note") issued by the ICAI and the Standards on Auditing prescribed under Section 143(10) of the Companies Act, 2013, to the extent applicable to an audit of internal financial controls. Those Standards and the Guidance Note require that we comply with ethical requirements and plan and perform the audit to obtain reasonable assurance about whether adequate internal financial controls over financial reporting was established and maintained and if such controls operated effectively in all material respects.

Our audit involves performing procedures to obtain audit evidence about the adequacy of the internal financial controls system over financial reporting and their operating effectiveness. Our audit of internal financial controls over financial reporting included obtaining an understanding of internal financial controls over financial reporting, assessing the risk that a material weakness exists, and testing and evaluating the design and operating effectiveness of internal control based on the assessed risk. The procedures selected depend on the auditor's judgment, including the assessment of the risks of material misstatement of the Standalone Ind AS financial statements, whether due to fraud or error.

We believe that the audit evidence we have obtained is sufficient and appropriate to provide a basis for our audit opinion on the Company's internal financial controls system over financial reporting.

MEANING OF INTERNAL FINANCIAL CONTROLS OVER FINANCIAL REPORTING

A company's internal financial control over financial reporting is a process designed to provide reasonable assurance regarding the reliability of financial reporting and the preparation of Standalone Ind AS financial statements for external purposes in accordance with generally accepted accounting principles. A company's internal financial control over financial reporting includes those policies and procedures that (1) pertain to the maintenance of records that, in reasonable detail, accurately and fairly reflect the transactions and dispositions of the assets of the company; (2) provide reasonable assurance that transactions are recorded as necessary to permit preparation of financial statements in accordance with generally accepted accounting principles, and that receipts and expenditures of the company are being made only in accordance with authorizations of management and directors of the company; and (3) provide reasonable assurance regarding prevention or timely detection of unauthorized acquisition, use, or disposition of the company's assets that could have a material effect on the Standalone Ind AS financial statements.

INHERENT LIMITATIONS OF INTERNAL FINANCIAL CONTROLS OVER FINANCIAL REPORTING

Because of the inherent limitations of internal financial controls over financial reporting, including the possibility of collusion or improper management override of controls, material misstatements due to error or fraud may occur and not be detected. Also, projections of any evaluation of the internal financial controls over financial reporting to future

periods are subject to the risk that the internal financial control over financial reporting may become inadequate because of changes in conditions, or that the degree of compliance with the policies or procedures may deteriorate.

OPINION

In our opinion, to the best of our information and explanations given to us, the Company has, in all material respects, an adequate internal financial controls system over financial reporting and such internal financial controls over financial reporting were operating effectively as at March 31st, 2023, based on the internal control over financial reporting criteria established by the Company considering the essential components of internal control stated in the Guidance Note on Audit of Internal Financial Controls Over Financial Reporting issued by the Institute of Chartered Accountants of India.

Date: September 04, 2024
Place: Ahmedabad

For, Surana Maloo & Co.
Chartered Accountants
Firm Registration Number 112171W

Per, Shashikant D Patel
Partner
Membership No: 037671
UDIN: 24037671BKXAFE4016

ANNEXURE – B

ANNEXURE TO THE INDEPENDENT AUDITORS' REPORT OF EVEN DATE ON THE FINANCIAL STATEMENTS OF "PATEL INFRASTRUCTURE LIMITED"

(Referred to in paragraph 2 under 'Report on Other Legal and Regulatory Requirements' section of our report to the Members of Patel Infrastructure Limited of even date)

To the best of our information and according to the explanations provided to us by the Company and the books of account and records examined by us in the normal course of audit, we state that: –

(i) In respect of the Company's Property, Plant and Equipment and Intangible Assets:

(a.)

- A. The Company has maintained proper records showing full particulars, including quantitative details and situation of Property, Plant and Equipment and relevant details of right-of-use assets.
- B. The Company has maintained proper records showing full particulars of intangible assets.

(b.) The Property, Plant and Equipment & right-of-use assets have been physically verified during the year by the Management in accordance with program of physical verification, which in our opinion, provides for physical verification of all fixed assets at reasonable intervals having regard to size of the Company and nature of fixed assets. Based on our audit and according to the information and explanations given to us, no material discrepancies were noticed on such verification.

(c.) Based upon the audit procedure performed and according to the records of the company, we report that, the title in respect of self-constructed buildings and title deeds of all other immovable properties (other than properties where the company is lessee and the lease agreements are duly executed in favor of the lessee), disclosed in the financial statements included under property, plant and equipment are held in the name of the company as at the balance sheet date.

(d.) According to the information and explanations given to us, we report that the Company has not revalued any of its Property, Plant and Equipment (including right-of-use assets) and intangible assets during the year. Accordingly, the reporting under paragraph 3(i)(d) of the Order is not applicable to the Company.

(e.) According to the information and explanations given to us and on the basis of our examination of the records of the Company, no proceeding has been initiated on or pending against the Company for holding benami property under the Prohibition of Benami Property Transactions Act, 1988 (as amended in 2016) (formerly the Benami Transactions (Prohibition) Act, 1988 (45 of 1988)) and rules made thereunder. Accordingly, the provisions stated in paragraph 3(i)(e) of the Order are not applicable to the Company.

(ii)

(a.) According to the information and explanations given to us, the inventory of have been physically verified by the management at regular intervals. In our opinion the coverage and procedure of such verification by the management is appropriate. There were no discrepancies of 10% or more in the aggregate for each class of inventory were noticed when compared with the books of account.

(b.) According to the information and explanations given to us and on the basis of our examination of the records of the Company, during the year, the Company has been sanctioned working capital limits in excess of Rs. 5 crores, in aggregate, from banks on the basis of security of current assets and immovable properties. We have been informed that based on discussions between the Company's management and the respective lenders, the Company has been filing monthly statements on mutually agreed basis for reporting of current assets, represented by adjusted balances of Accounts receivables (excluding withheld balances by the respective debtors), Accounts payable (excluding payables to service vendors, provisions and balance for retention payable), Inventory (except Goods in Transit), Contract assets (for outstanding upto three months), Advance to suppliers and Mobilization Advances. These statements, which have been filed by the Company are in agreement with the books of account of the Company for such respective months.

(iii)

(a) The Company has granted unsecured loans in the nature of sub-ordinated debt to wholly-owned subsidiaries and provided guarantee during the year.

- A. During the year the company has provided loans or advances and provided guarantee during the year and details of which are given below:

(₹ in Lakhs)

PARTICULARS	Bank Guarantees	Loans	Loans in the nature of sub-ordinated debt
Aggregate of amount granted/ provided during the year:	-	75.00	5,149.00
- to Subsidiary Companies (wholly -owned).			
- to others		1,215.98	-
Balance outstanding as at balance sheet in respect of above case (including opening balance)	2,133.8	75.00	19,184.75
-Subsidiary companies (wholly- owned)	-	1,215.98	-
-Others			

- B. The company has not provided advances in the nature of loans, stood guarantee or provided securities to any other companies, firm, Limited liability Partnership or any other parties, as mention in above

- (b) According to the information and explanations given to us, these loans have been given for long term with strategic business motive and accordingly, are not prejudicial to the interests of the company.
- (c) Interest has not been charged and stipulations for repayment of principal amount has not been made against loans outstanding at the year end from the subsidiaries. Having regard to the above facts and explanations, reporting with respect repayment of principal and interest thereon is not applicable.
- (d) Since the repayment schedule for such loans is not stipulated, no loan is overdue for more than ninety days and accordingly reporting with respect to recovery of principal and interest is not applicable. According to the information and explanations given to us and on the basis of our examination of the records of the Company, in respect of loans given to Subsidiary companies, the aforesaid loans are either repayable on demand of the Company or repayable at the option of such Subsidiary companies. Therefore, in respect of aforesaid loans, there is no amount which is overdue for more than 90 days
- (e) As per information given to us, no loan or advances in the nature of loan granted by the Company which has fallen due during the year, has been renewed or extended or fresh loans granted to settle the overdue of existing loans given to the same parties.
- (f) As per information given to us, the Company has granted loans or advances in the nature of loans repayable on demand and without specifying any terms or period of repayment as mentioned below:

PARTICULARS	LOAN GRANTED (' IN LAKHS)
Aggregate amount of loans and advances granted during the year in nature of loan -	
Repayable on demand and without specifying any terms or period of Repayment	
a) Patel Concrettech Private Limited (Wholly owned Subsidiary Company)	75.00
Total Loan	75.00
Percentage of Loans/Advances granted during the year in nature of loans to the total loans granted during the year (%)	
Patel Concrettech Private Limited (Wholly owned Subsidiary Company)	5.81%
Percentage thereof to the total loans granted	5.81%

- (iv) In our opinion, and according to the information and explanations given to us, the Company is engaged in providing infrastructural facilities as specified in schedule VI of the Act and accordingly, the provisions of Section 186, except sub section (1), of the Act are not applicable to the Company. In our opinion, and according to the information and explanations given to us, the Company has complied with the provisions of Section 185 and 186(1) of the Companies Act, 2013 in respect of the loans and investments made by it.

- (v) According to the information and explanations given to us the Company has not accepted deposits (including deemed deposits) from the public within the meaning of Sections 73 to 76 of the Act, and the rules framed there under. Therefore, the reporting requirements of paragraph 3(v) of the Order, is not applicable to the Company.
- (vi) We have broadly reviewed the cost records maintained by the Company pursuant to the Companies (Cost Records and Audit) Rules, 2014, as amended, prescribed by the Central Government under Section 148 (1) of the Act and are of the opinion, that prima facie, the prescribed cost records have been made and maintained. However, we have not made a detailed examination of such records with a view to determine whether they are accurate or complete.
- (vii) In respect of statutory dues:
- a. (a) According to the information and explanations given to us and records produced before us, the company is generally regular in depositing undisputed statutory dues including Provident Fund (PF), Employees' State Insurance (ESIC), Professional Tax, income-tax, duty of customs, cess, goods & service tax and any other statutory dues to the appropriate authorities, though there have been few delays in cases and is regular in depositing undisputed statutory dues including provident fund, employees' state insurance, sales-tax, service tax, duty of customs, duty of excise, goods and services tax, value added tax, cess and other statutory dues as applicable with the appropriate authorities during the year and according to the information and explanations given to us, there are no undisputed amounts payable in respect of provident fund, income tax, cess and other material statutory dues were in arrears as at March 31, 2024 for a period of more than six months from the date they became payable.
- b. According to the information given to us and documents submitted to us, we report that statutory due referred to in sub-clause (a) above which have not been deposited as on March 31, 2024 on account of disputes are given below:

NAME OF THE STATUTE	AMOUNT OF DEMAND RAISED (RS. IN LAKHS)	AMOUNT UNDER DISPUTE DEPOSITED (RS. IN LAKHS)	PERIOD TO WHICH AMOUNT RELATES	FORUM WHERE DISPUTE IS PENDING
Income Tax	93.98	93.98	AY 2015- 16 relevant to FY 2014-15	National Faceless Appeal Center, Delhi
Income Tax	1231.54	1231.54*	AY 2016-17 relevant to FY 2015-16	National Faceless Appeal Center, Delhi
Income Tax	432.49	432.49#	AY 2018-19 FY 2017-18	National Faceless Appeal Center, Delhi
Income Tax	357.44	357.44	AY 2020-21 FY 2019-20	National Faceless Appeal Center, Delhi
Gujarat VAT	284.44	-	FY 2013-14	Commissioner of Commercial Tax
Goods & Services Tax	117.93	5.01	FY 2017-18	Commissioner Appeals-Gujarat
Goods & Services Tax	188.14	9.20	FY 2017-18	Commissioner Appeals-Haryana
Goods & Services Tax	7.07	7.07	FY 2017-18	Commissioner Appeals-Karnataka
Goods & Services Tax	7.47	0.68	FY 2017-18	Commissioner Appeals-Rajasthan
Goods & Services Tax	27.95	0.92	FY 2017-18	Commissioner Appeals-Tamil Nadu
Goods & Services Tax	89.91	8.17	FY 2018-19	Commissioner Appeals-Central GST Dept Jaipur
Goods & Services Tax	203.31	15.42	FY 2018-19	Commissioner Appeals-Tamil Nadu
Goods & Services Tax	117.82	3.98	FY 2018-19	Commissioner Appeals-Gujarat
Goods & Services Tax	6.37	0.23	FY 2019-20	Commissioner Appeals-Gujarat
Goods & Services Tax	342.10	12.84	FY 2019-20	Commissioner Appeals-Gujarat
Goods & Services Tax	7.83	0.29	FY 2020-21	Commissioner Appeals-Gujarat

NAME OF THE STATUTE	AMOUNT OF DEMAND RAISED (RS. IN LAKHS)	AMOUNT UNDER DISPUTE DEPOSITED (RS. IN LAKHS)	PERIOD TO WHICH AMOUNT RELATES	FORUM WHERE DISPUTE IS PENDING
Goods & Services Tax	501.66	20.19	FY 2020-21	Commissioner Appeals-Tamil Nadu
Goods & Services Tax	200.56	8.70	FY 2021-22	Commissioner Appeals-Tamil Nadu

*Amount under dispute deposited represents Rs. 569.93 lakhs disclosed as refund receivable and Rs. 661.61 lakhs disclosed as MAT Credit Receivable # Rs.432.49 disclosed as MAT Credit Receivable

(viii) According to the information and explanation given to us, there were no transactions relating to previously unrecorded income that have been surrendered or disclosed as income during the year in the tax assessments under the Income Tax Act, 1961 (43 of 1961).

(ix) According to the information and explanation given to us,

- In our opinion and according to the information and explanations given to us, the Company has not defaulted in repayment of loans or borrowings or in payment of interest thereon to any lender during the year.
- According to the information and explanations given to us and on the basis of our audit procedures, we report that the Company has not been declared wilful defaulter by any bank or financial institution or government or any government authority.
- To the best of our knowledge and belief and as per the information and explanations given to us by the management, in our opinion, the Company has applied term loan for the purpose for which the loans were obtained.
- According to the information and explanations given to us, and the procedures performed by us, and on an overall examination of the standalone financial statements of the Company, we report that no funds raised on short-term basis have been used for long term purposes by the Company.
- According to the information explanation given to us and on an overall examination of the standalone financial statements of the Company, we report that the Company has not taken any funds from an any entity or person on account of or to meet the obligations of its subsidiaries, associates or jointly controlled operations.
- According to the information and explanations given to us and procedures performed by us, we report that the Company has not raised loans during the year on the pledge of securities held in its subsidiaries, jointly controlled operations or associate companies.

(x)

- The Company has not raised moneys by way of initial public offer or further public offer (including debt instruments) during the year and hence reporting under clause 3(x) (a) of the Order is not applicable.
- The Company has issued non-convertible debentures on private placement basis during the year as per the relevant provisions of The Companies Act, 2013. In our opinion and according to the information and explanation given to us and on examination of the balance sheet of the company, the proceeds from the debentures were utilized for the purpose for which the same were obtained

(xi)

- According to the information available with us, no fraud by the Company and no material fraud on the Company has been noticed or reported during the year.
- According to the information available with us, no report under sub-section (12) of section 143 of the Companies Act has been filed in Form ADT-4 as prescribed under rule 13 of Companies (Audit and Auditors) Rules, 2014 with the Central Government, during the year and up to the date of this report.
- As represented to us by the Management, there were no whistle blower complaints received by the Company during the year and hence reporting under clause 3(xi)(c) of the Order is not applicable.

(xii) The Company is not a Nidhi Company. Accordingly, clause 3 (xii) (a) to 3 (xii) (c) of the Order are not applicable

(xiii) As per information and explanation given to us and on the basis of our examination of the records of the Company, all the transactions with related parties are in compliance with section 177 and 188 of Companies Act 2013, wherever applicable, and all the details have been disclosed in Standalone Financial Statements as required by the applicable Indian Accounting Standards.

(xiv)

- a. In our opinion and based on our examination the Company has an adequate internal audit system commensurate with the size and the nature of its business.
 - b. We have considered, the internal audit report of internal auditor for the year under audit, issued to the Company during the year and till date, in determining the nature, timing and extent of our audit procedures.
- (xv) As per information given to us, during the year the Company has not entered into any non-cash transactions with its, Directors or persons connected with its directors. and hence provisions of section 192 of the Companies Act, 2013 are not applicable to the Company.

(xvi)

- a. According to the information given to us, the Company is not required to be registered under section 45-IA of the Reserve Bank of India Act, 1934. Accordingly, clause 3 (xvi) (a), (b) and (c) of the Order is not applicable to the Company.
- b. The Group does not have any CIC as part of group and accordingly reporting under clause (xvi)(d) of the Order is not applicable.

(xvii) As per information available with us, the Company has not incurred cash losses during the financial year covered by our audit and the immediately preceding financial year.

(xviii) There has been no resignation of the statutory auditors of the Company during the year.

(xix) On the basis of the financial ratios, ageing and expected dates of realization of financial assets and payment of financial liabilities, other information accompanying the financial statements and our knowledge of the Board of Directors and Management plans and based on our examination of the evidence supporting the assumptions, nothing has come to our attention, which causes us to believe that any material uncertainty exists as on the date of the audit report indicating that Company is not capable of meeting its liabilities existing at the date of balance sheet as and when they fall due within a period of one year from the balance sheet date. We, however, state that this is not an assurance as to the future viability of the Company. We further state that our reporting is based on the facts up to the date of the audit report and we neither give any guarantee nor any assurance that all liabilities falling due within a period of one year from the balance sheet date, will get discharged by the Company as and when they fall due.

(xx)

- a. There are no unspent amounts towards Corporate Social Responsibility (CSR) in respect of projects other than ongoing projects requiring a transfer to a Fund specified in Schedule VII to the Companies Act in compliance with second proviso to subsection (5) of Section 135 of the said Act. Accordingly, reporting under this clause is not applicable.
- b. According to the information available with us, the company has transferred amount remaining unspent under subsection (5) of Section 135 to the Companies Act, in respect of ongoing projects in compliance with the provision of sub section (6) of section 135 of the said act.

For, Surana Maloo & Co.
Chartered Accountants
Firm Registration Number 112171W

Per, Shashikant D Patel
Partner
Membership No: 037671
UDIN: 24037671BKXAFE4016

Date: September 04, 2024
Place: Ahmedabad

BALANCE SHEET

as at March 31, 2024

PATEL INFRASTRUCTURE LIMITED

CIN: U45201GJ2004PLC043955

(₹ in Lakhs)

PARTICULARS	Note No.	As at March 31, 2024	As at March 31, 2023
I. ASSETS			
1 Non-current assets			
(a) Property, Plant and Equipment	5	35,718.09	35,627.25
(b) Right to use of assets	5	52.34	113.43
(c) Capital Work-in-progress	5	-	73.67
(d) Other Intangible assets	5	135.50	158.97
(e) Financial Assets			
(i) Investments	6	27,612.10	56,018.15
(ii) Other Non-current financial assets	7	1,464.02	2,997.72
(f) Other non-current assets	9	672.74	1,883.43
Total Non-current Assets		65,654.79	96,872.62
2 Current assets			
(a) Inventories	10	49,971.93	32,530.60
(b) Financial Assets			
(i) Trade receivables	11	17,802.18	52,833.12
(ii) Cash and cash equivalents	12	6,333.03	2,298.69
(iii) Bank balances other than (ii) above	12	13,494.38	11,752.45
(iv) Loans	12(a)	1,290.98	11.70
(v) Other current financial assets	13	20,331.37	6,724.88
(c) Current tax assets (Net)	14	6,837.75	5,299.01
(d) Other current assets	15	97,779.03	71,379.62
Total Current assets		2,13,840.65	1,82,830.06
Total Assets		2,79,495.44	2,79,702.68
II. EQUITY AND LIABILITIES			
1 Equity			
(a) Equity share capital	16	4,560.00	4,560.00
(b) Other Equity	17	82,199.88	75,651.48
Total Equity		86,759.88	80,211.48
2 Liabilities			
Non-current liabilities			
(a) Financial Liabilities			
(i) Borrowings	18	28,183.50	34,249.25
(ii) Lease Liabilities	5(a)	16.78	32.68
(iii) Other non-current financial Liabilities	19	328.33	4,723.80
(b) Long-term provisions	20	958.67	740.91
(c) Deferred tax liabilities (Net)	8	1,195.86	2,944.44
(d) Other non-current liabilities	21	223.91	16,209.17
Total Non-current liabilities		30,907.05	58,900.24
3 Current liabilities			
(a) Financial Liabilities			
(i) Borrowings	22	66,290.31	65,364.90
(ii) Lease Liabilities	5(a)	50.50	97.17
(iii) Trade payables	23		
(A) Total outstanding dues of Micro enterprises and Small Enterprises.		2,352.48	-
(B) Total outstanding dues of creditors other than micro enterprises and small enterprises.		41,817.43	50,511.81
(iv) Other current financial liabilities	24	20,897.44	13,764.38
(b) Short term provisions	25	30,142.66	10,598.86
(c) Other current liabilities	26	277.69	253.85
Total Current liabilities		1,61,828.51	1,40,590.96
Total Liabilities		1,92,735.56	1,99,491.20
Total Equity and Liabilities		2,79,495.44	2,79,702.68

As per our report of even date,

For, Surana Maloo & Co.

Chartered Accountants
Firm Registration Number 112171W

Per, CA Shashikant D Patel

Partner
Membership No: 037671

Place : Ahmedabad
Date : September 04, 2024

For and Behalf of the Board of Directors

Patel Infrastructure Limited
CIN: U45201GJ2004PLC043955

Pravinbhai V. Patel
Chairman & Director
DIN: 00008911

Nitin Patel
Director Finance
DIN : 00466330

Nikunj Shah
Chief Financial Officer

Arvind V. Patel

Managing Director
DIN: 00009089

Aswini Kumar Sahu

Company Secretary
ICSI Membership No.: F7476

Place : Vadodara
Date : September 04, 2024

PROFIT AND LOSS STATEMENT

for the year ended March 31, 2024

PATEL INFRASTRUCTURE LIMITED

CIN: U45201GJ2004PLC043955

(₹ in Lakhs)

PARTICULARS	Note No.	For the year ended March 31, 2024	For the year ended March 31, 2023
I. REVENUE			
Revenue from Operations	27	2,95,073.50	1,98,380.23
Other Income	28	4,668.65	1,958.66
Total Income		2,99,742.15	2,00,338.89
II. EXPENSES			
Construction Expenses	29	2,41,769.74	1,58,505.46
Employee Benefits Expense	30	15,405.66	12,072.82
Finance costs	31	18,661.75	11,395.20
Depreciation and Amortization Expenses	5	5,636.24	4,596.95
Amortisation Expense on Leased Assets	5(a)	106.02	138.17
Other Expenses	32	5,140.83	5,221.36
Total Expenses		2,86,720.24	1,91,929.96
III. PROFIT BEFORE EXCEPTIONAL ITEM AND TAX		13,021.91	8,408.93
IV. EXCEPTIONAL ITEM	38	3,910.20	-
V. PROFIT BEFORE TAX		9,111.71	8,408.93
VI. TAX EXPENSE:			
Current Tax		3,586.67	1,090.42
(Excess) / Short provision of earlier periods		-	1,539.41
Deferred Tax		(1,734.61)	(423.00)
VII. PROFIT AFTER TAX		7,259.65	6,202.10
Other comprehensive income			
Items that will not be reclassified subsequently to profit or loss			
Remeasurements of defined benefit (liability)/ asset			
Income tax related to above items		(55.50)	286.21
		13.97	(72.03)
VII. OTHER COMPREHENSIVE INCOME (NET OF TAXES)		(41.53)	214.18
VIII. TOTAL COMPREHENSIVE INCOME FOR THE YEAR		7,218.12	6,416.28
X. EARNINGS PER EQUITY SHARE (EPS)			
Profit attributable to equity shareholders		7,259.65	6,202.10
Weighted average number of equity shares outstanding during the year (Refer Note 39)		4,56,00,000	4,560 0000
Nominal value of equity share		10	10
Basic Earning per Share (EPS)	39	15.92	13.60
Diluted Earning per Share (EPS)	39	15.94	13.65

Material Accounting Policies

"Note
1 to 4"

As per our report of even date,

For, Surana Maloo & Co.
Chartered Accountants
Firm Registration Number 112171W

For and Behalf of the Board of Directors
Patel Infrastructure Limited
CIN: U45201GJ2004PLC043955

Arvind V. Patel
Managing Director
DIN: 00009089

Per, CA Shashikant D Patel
Partner
Membership No: 037671

Pravinbhai V. Patel
Chairman & Director
DIN: 00008911

Aswini Kumar Sahu
Company Secretary
ICSI Membership No.: F7476

Place : Ahmedabad
Date : September 04, 2024

Nitin Patel
Director Finance
DIN : 00466330

Nikunj Shah
Chief Financial Officer

Place : Vadodara
Date : September 04, 2024

CASH FLOW STATEMENT

for this year ended March 31, 2024

PATEL INFRASTRUCTURE LIMITED

CIN: U45201GJ2004PLC043955

(₹ in Lakhs)

PARTICULARS	For the year ended March 31, 2024	For the year ended March 31, 2023
A. CASH FLOW FROM OPERATING ACTIVITIES		
Profit before tax	9111.71	8,408.94
Adjustment for:		
Depreciation and Amortisation Expense	5636.24	4,596.95
Amortisation Expense on Leased Assets	106.02	138.17
(Profit) / Loss on Sale of Items of Property, Plant and Equipment (net)	(261.95)	1.59
Interest and other borrowing cost	18,220.41	5,465.18
Amortisation cost on leased Assets	7.23	18.08
Dividend Income	(1,108.37)	(453.12)
Interest income on FDRs	(986.96)	220.92
Provision for / (write back) of Expected Credit Loss (net)	207.90	992.01
Fair valuation adjustment on security and other deposits (net)	-	12.69
Bad debts written off	-	(14.07)
(Gain) / Loss arising on investment measured at FVTPL (net)	3,910.20	-
Actuarial Gain / (Loss)	(55.50)	286.21
OPERATING PROFIT BEFORE WORKING CAPITAL CHANGES	34786.93	19,673.55
Adjustment For Working Capital Changes:		
Changes in Inventories	(17,441.33)	(15,188.13)
Changes in Trade Receivables	36,017.90	(25,453.82)
Changes in Financial Assets and Other Assets	(33,248.74)	(21,299.91)
Changes in Financial Liabilities and Other Payables	1,332.07	24,583.64
CASH GENERATED FROM OPERATIONS	21,446.83	(17,684.67)
Direct Taxes paid (Net)	(5,125.41)	(2,822.27)
NET CASH FROM OPERATING ACTIVITIES	16,321.42	(20,506.94)
B. CASH FLOW FROM INVESTING ACTIVITIES:		
Purchase of Property Plant and Equipment (including advances for capital expenditure)	(7,012.17)	(12,363.89)
Sale of Items of Property Plant and Equipment	1,740.70	531.14
Investment in Subsidiaries (made) / sold	-	12.69
Dividend Income	19,480.34	(1,831.00)
Interest income on FDRs	1,108.37	453.12
Changes in FDRs other than Cash and Cash Equivalents	(2,462.02)	(2,377.60)
NET CASH USED IN INVESTING ACTIVITIES	12,855.23	(15,575.54)
C. CASH FLOW FROM FINANCING ACTIVITIES:		
Proceeds from / (Repayments of) long term borrowings	(6,742.99)	14,711.17
Proceeds / (Repayments) from short term borrowings	925.41	27,600.37
Payment for leased assets	(197.89)	(145.98)
Interest and other borrowing cost	(19,126.84)	(5,465.18)
NET CASH GENERATED FROM/ (USED IN) FINANCING ACTIVITIES	(25,142.30)	36,700.37
NET INCREASE/ (DECREASE) IN CASH AND CASH EQUIVALENTS	4,034.34	617.89
OPENING BALANCE- CASH AND CASH EQUIVALENT	2,298.69	1,680.80
CLOSING BALANCE- CASH AND CASH EQUIVALENT	6,333.03	2,298.69

Notes to the Cash Flow Statement

- The above Statement of Cash Flow has been prepared under the "Indirect Method" as set out in Indian Accounting Standard (Ind AS) - 7 "Statement of Cash Flows".
- Cash and cash equivalent comprises of:

PARTICULARS	For the year ended March 31, 2024	For the year ended March 31, 2023
BALANCES WITH BANKS:		
- Current Accounts	2,876.64	18.87
- Cash credit account	3,326.53	2,172.46
- Deposits with original maturities of less than 3 months	81.56	
Cash on hand	48.30	107.36
Cash in Transit	-	-
Cash and cash equivalents in Restated Standalone Statement of cash flow	6,333.03	2,298.69

3. Changes in liabilities arising from financing activities:

PARTICULARS	Borrowings	Interest Accrued
Balance as on April 01, 2022	57,302.60	2,926.38
Net Cash flow during the year ending March 31, 2023	42,311.54	(5,465.18)
Change in fair value	-	-
Other adjustments*	-	5,197.15
Balance as on March 31, 2023	99,614.14	2,658.35
Balance as on April 01, 2023	99,614.14	2,658.35
Net Cash flow during the year ending March 31, 2023	(5,140.33)	(19,126.84)
Change in fair value	-	-
Other adjustments*	-	18,220.41
Balance as on March 31, 2024	94,473.81	1,751.92

As per our report of even date,

For, Surana Maloo & Co.
Chartered Accountants
Firm Registration Number 112171W

For and Behalf of the Board of Directors
Patel Infrastructure Limited
CIN: U45201GJ2004PLC043955

Arvind V. Patel
Managing Director
DIN: 00009089

Per, CA Shashikant D Patel
Partner
Membership No: 037671

Pravinbhai V. Patel
Chairman & Director
DIN: 00008911

Aswini Kumar Sahu
Company Secretary
ICSI Membership No.: F7476

Place : Ahmedabad
Date : September 04, 2024

Nitin Patel
Director Finance
DIN : 00466330

Nikunj Shah
Chief Financial Officer

Place : Vadodara
Date : September 04, 2024

STATEMENT OF CHANGES IN EQUITY

as at March 31, 2024

PATEL INFRASTRUCTURE LIMITED

CIN: U45201GJ2004PLC043955

A. EQUITY SHARE CAPITAL

(₹ in Lakhs)

BALANCE AS AT APRIL 1, 2023	BALANCE AS AT MARCH 31, 2023	CHANGES IN EQUITY SHARE CAPITAL DUE TO PRIOR PERIOD ERRORS	RESTATED BALANCE AT THE BEGINNING OF APRIL 1, 2023	CHANGES IN EQUITY SHARE CAPITAL DURING THE YEAR 2023-24	BALANCE AS AT MARCH 31, 2024
Equity Shares Capital	4,560.00	-	4,560.00	-	4,560.00

BALANCE AS AT APRIL 1, 2022	BALANCE AS AT MARCH 31, 2022	CHANGES IN EQUITY SHARE CAPITAL DUE TO PRIOR PERIOD ERRORS	RESTATED BALANCE AT THE BEGINNING OF APRIL 1, 2022	CHANGES IN EQUITY SHARE CAPITAL DURING THE YEAR 2022-23	BALANCE AS AT MARCH 31, 2023
Equity Shares Capital	4,560.00	-	4,560.00	-	4,560.00

B. OTHER EQUITY

(₹ in Lakhs)

PARTICULARS	RESERVES AND SURPLUS				
	RETAINED EARNINGS	OTHER COMPREHENSIVE INCOME - REMEASUREMENT OF DEFINED BENEFIT PLANS	DEBENTURE REDEMPTION RESERVE	OTHER EQUITY OCD	TOTAL
Balance as at April 1, 2022	66,220.04	112.92	2,225.00	677.24	69,235.20
Profit Transfer to Retained Earnings	6,202.10	-	-	-	6,202.10
Other comprehensive income arising from Remeasurement of defined benefit obligation net of income tax	-	214.18	-	-	214.18
Transfer to Debenture Redemption Reserve	(775.00)	-	775.00	-	-
Balance at the end of the year March 31, 2023	71,647.14	327.10	3,000.00	677.24	75,651.48
Balance as at April 1, 2023	71,647.14	327.10	3,000.00	677.24	75,651.48
Profit Transfer to Retained Earnings	7,259.65	-	-	-	7,259.65
Other comprehensive income arising from Remeasurement of defined benefit obligation net of income tax	-	(41.53)	-	-	(41.53)
Repayment of Other Equity OCD during the year	-	-	-	(677.24)	(677.24)
Opening balance of Retained Earnings from Joint Ventures	7.53	-	-	-	7.53
Transfer from Debenture Redemption Reserve	750.00	-	(750.00)	-	-
Balance at the end of the year March 31, 2024	79,664.32	285.57	2,250.00	-	82,199.88
Material Accounting Policies	Note 1 to 4				

As per our report of even date,

For, Surana Maloo & Co.
Chartered Accountants
Firm Registration Number 112171W

For and Behalf of the Board of Directors
Patel Infrastructure Limited
CIN: U45201GJ2004PLC043955

Arvind V. Patel
Managing Director
DIN: 00009089

Per, CA Shashikant D Patel
Partner
Membership No: 037671

Pravinbhai V. Patel
Chairman & Director
DIN: 00008911

Aswini Kumar Sahu
Company Secretary
ICSI Membership No.: F7476

Place : Ahmedabad
Date : September 04, 2024

Nitin Patel
Director Finance
DIN : 00466330

Nikunj Shah
Chief Financial Officer

Place : Vadodara
Date : September 04, 2024

Place : Ahmedabad
Date : September 04, 2024

1. CORPORATE INFORMATION

Patel Infrastructure Limited (the Company) incorporated in 2004 under the provisions of Companies Act, 1956, is a company domiciled in India with its registered office situated at Patel House, besides Prakruti Resort, Chhani road, Chhani, Vadodara, Gujarat.

The company is engaged in the business of construction of roads and highways, bridges, irrigation and mining projects, construction of commercial buildings, and other ancillary services like toll collection, operation and maintenance of highways.

2. BASIS OF PREPARATION

a. Basis of Preparation:

Consolidated Financial Statements of the Company have been prepared as per Indian Accounting Standards (Ind AS) in accordance with the Companies (Indian Accounting Standards) Rules, 2015, as amended from time to time, notified under Section 133 of Companies Act, 2013, (the 'Act') and other relevant provisions of the Act.

The financial statements were authorized for issue in accordance with a resolution of the directors on September 04, 2024.

Standalone Financial Statements have been prepared on the historical cost convention, except for certain financial instruments that are measured at fair value at the end of each reporting period in accordance with Ind AS.

b. Functional and Presentation Currency

These Consolidated Financial Statements are presented in Indian Rupees (₹), which is also the functional currency. All amounts have been rounded off to the nearest lakhs, except per share data, face value of equity shares and expressly stated otherwise.

3. SIGNIFICANT ACCOUNTING JUDGMENTS, ESTIMATES AND ASSUMPTIONS

The application of the Company's accounting policies in the preparation of the Consolidated financial statements requires management to make judgements, estimates and assumptions that affect the reported amounts of revenues, expenses, assets and liabilities, accompanying disclosures and disclosures of contingent liabilities. Estimates and underlying assumptions are reviewed on an ongoing basis and any revisions thereto are recognized prospectively. Actual results may differ from these estimates which could result in outcomes that require a material adjustment to the carrying amount of assets or liabilities affected in future periods.

a. Current/Non current Classification:

Any asset or liability is classified as current if it satisfies any of the following conditions:

- i. the asset/liability is expected to be realized/settled in the Company's normal operating cycle;
- ii. the asset is intended for sale or consumption;
- iii. the asset/liability is expected to be realized/settled within twelve months after the reporting period;
- iv. the asset is cash or cash equivalent unless it is restricted from being exchanged or used to settle a liability for at least twelve months after the reporting date;
- v. In the case of a liability, the Company does not have an unconditional right to defer settlement of the liability for at least twelve months after the reporting date.

All other assets and liabilities are classified as non-current. Deferred tax assets and liabilities are classified as non-current assets and liabilities.

For the purpose of current/non-current classification of assets and liabilities, the Company has ascertained its normal operating cycle as twelve months. This is based on the nature of services and the time between the acquisition of assets or inventories for processing and their realization in cash and cash equivalents.

b. Key Sources of estimation uncertainties

The key assumptions concerning the future and other key sources of estimation uncertainty at the reporting date, that have a significant risk of causing a material adjustment to the carrying amounts of assets and liabilities within the next financial year, are described in the below mentioned notes

- **Property, Plant and Equipment and Intangible Assets**

Useful lives of tangible and intangible assets are based on the life prescribed in Schedule II of the Companies Act, 2013. In cases, where the useful lives are different from that prescribed in Schedule II, they are based on technical estimates and advice, taking into account the nature, estimated usage and operating conditions of the asset. Component Accounting is based on the management's best estimate of separately identifiable components of the asset.

- **Fair value measurement of financial instruments**

In estimating the fair value of financial assets and financial liabilities, the Company uses market observable data to the extent available. Where such Level 1 inputs are not available, the Company establishes appropriate valuation techniques and inputs to the model. The inputs to these models are taken from observable markets where possible, but where this is not feasible, a degree of judgement is required in establishing fair values. Judgements include considerations of inputs such as liquidity risk, credit risk and volatility. Changes in assumptions about these factors could affect the reported fair value of financial instruments.

- **Defined benefit plans**

The cost of the defined benefit plan and the present value of the obligation are determined using actuarial valuations. An actuarial valuation involves making various assumptions that may differ from actual developments in the future. These include the determination of the discount rate, future salary increases and mortality rates. Due to the complexities involved in the valuation and its long-term nature, a defined benefit obligation is highly sensitive to changes in these assumptions. All assumptions are reviewed at each reporting date.

Information about the various estimates and assumptions made in determining the present value of defined benefit obligations are disclosed in Note 36.

- **Current / Deferred Tax Expense**

Significant management judgement is required to determine the amounts of current taxes, deferred taxes and tax credits that can be recognised, based upon the likely timing and the level of future taxable profits together with future tax planning strategies.

- **Revenue Recognition based on Percentage of Completion**

Based on the output performance method such as survey of performance undertaken by qualified professionals, percentage of completion for each project is derived. Accordingly, based on percentage of work completed, contract revenue is recognised in the financial statements.

- **Provision for estimated losses on construction contracts**

When it is probable that total contract costs will exceed contract revenues, the expected loss is required to be recognized as an expense immediately. The major component of contract estimate is budgeted costs to complete the contract. While estimating the total costs, management makes various assumptions such as the timeliness of project completion, the estimated costs escalations and consumption norms.

4. SIGNIFICANT ACCOUNTING POLICIES

a. Property, Plant and Equipment

- **Recognition and Measurement**

Property, Plant and Equipment are measured at cost of acquisition or construction less accumulated depreciation and accumulated impairment losses, if any. Cost includes purchase price, non-refundable taxes and duties and all other costs attributable to bringing the asset to its working condition for intended use and estimated costs of dismantling and removing items and restoring the site on which it is located. Financing costs relating to borrowing funds attributable to acquisition of Property, Plant and Equipment are also included, for the period till such asset is put to use.

Spare parts and servicing equipment are recognized as property, plant and equipment, if they meet the definition property, plant and equipment and are expected to be used for more than one year. All other items of spares and servicing equipment are classified as item of inventories.

Subsequent Expenditure is capitalized only if it is probable that the future economic benefit associated with the penditure will flow to the company and cost of the asset can be measured reliably.

Property, Plant and Equipment not ready for its intended use on the reporting date is disclosed as Capital Work-in-Progress and carried at cost.

- **Depreciation**

Depreciation on Property, Plant and Equipment is provided on the Straight Line Method (SLM) over the useful life of the assets as prescribed under Schedule II to the Companies Act, 2013. In respect of the Property, Plant and Equipment purchased during the year, depreciation is provided on pro rata basis from the date on which such asset is ready to be put to use. The estimated useful lives, residual values and depreciation method are reviewed at the end of each reporting period, with the effect of any such change in the estimate accounted for on a prospective basis.

The estimated useful lives of items of Property, Plant & Equipment as prescribed in Schedule II of Companies Act, 2013 are as follows

ASSET CLASS	ESTIMATED USEFUL LIFE
Buildings (incl. temporary structures)	3 - 60 Years
Plant & Machineries	8 - 15 years
Office Equipment	5 years
Furniture & Fixtures	10 years
Vehicles	8 - 10 years
Computers & Peripherals	3 - 6 years

- **Derecognition**

Carrying amount of Property, Plant and Equipment is derecognized upon disposal or when no future economic benefits are expected to arise from the continued use of the asset. Gain or loss arising on the disposal or retirement of an item of Property, Plant and Equipment is determined as the difference between the sales proceeds and the carrying amount of the asset and is recognised in profit or loss.

b. Intangible Assets

- **Recognition and Measurement**

Intangible assets with finite useful lives that are acquired separately are measured on initial recognition at cost and carried at cost less accumulated amortization and accumulated impairment losses.

Subsequent expenditure is capitalized only when it increases the future economic benefits embodied in the specific asset to which it relates. All other expenditure is recognized in profit and loss statement

- **Amortization**

Amortization is calculated to write off the cost of intangible assets less their estimated residual values over their estimated useful lives using the straight-line method. amortization method, useful lives and residual values are reviewed at the end of each financial year and adjusted if appropriate.

The estimated useful lives of Intangible assets are as under:

ASSET CLASS	ESTIMATED USEFUL LIFE
Software application	3 - 12 Years

- **Derecognition**

An intangible asset is derecognized on disposal, or when no future economic benefits are expected from use or disposal. Gains or losses arising from derecognition of an intangible asset, measured as the difference between the net disposal proceeds and the carrying amount of the asset, are recognised in profit or loss when the asset is derecognized.

c. Impairment of Tangible and Intangible Assets

At the end of each reporting period, the Company reviews the carrying amounts of its tangible and intangible assets to determine whether there is any indication that those assets have suffered an impairment loss. If any such indication exists, the recoverable amount of the asset is estimated in order to determine the extent of the impairment loss (if any). When it is not possible to estimate the recoverable amount of an individual asset, the Company estimates the recoverable amount of the cash-generating unit to which the asset belongs. When a reasonable and consistent basis of allocation can be identified, corporate assets are also allocated to individual cash-generating units, or otherwise they are allocated to the smallest group of cash-generating units for which a reasonable and consistent allocation basis can be identified.

Intangible assets with indefinite useful lives and intangible assets not yet available for use are tested for impairment at least annually, and whenever there is an indication that the asset may be impaired.

Recoverable amount is the higher of fair value less costs of disposal and value in use. In assessing value in use, the estimated future cash flows are discounted to their present value using a pre-tax discount rate that reflects current market assessments of the time value of money and the risks specific to the asset for which the estimates of future cash flows have not been adjusted.

If the recoverable amount of an asset (or cash-generating unit) is estimated to be less than its carrying amount, the carrying amount of the asset (or cash-generating unit) is reduced to its recoverable amount. An impairment loss is recognised immediately in profit or loss.

When an impairment loss subsequently reverses, the carrying amount of the asset (or a cash-generating unit) is increased to the revised estimate of its recoverable amount, but so that the increased carrying amount does not exceed the carrying amount that would have been determined had no impairment loss been recognised for the asset (or cash-generating unit) in prior years. A reversal of an impairment loss is recognised immediately in profit or loss.

d. Inventories

Stock of construction materials, stores & spares and embedded goods and fuel is valued at cost or net realizable value, whichever is lower after providing for obsolescence, if any, except in case of byproducts which are valued at net realizable value. Cost of inventories comprises of cost of purchase, cost of conversion and directly attributable overheads incurred in bringing them to their present location and condition. Cost is determined on moving average method.

e. Foreign Currency Transactions

Transactions in foreign currencies are translated into the respective functional currencies of the Company at the exchange rates at the date of the transaction or at an average rate if the average rate approximates the actual rate at the date of the transaction.

Monetary assets and liabilities denominated in foreign currencies are translated into the functional currency at the exchange rate at the reporting date. Nonmonetary assets and liabilities that are measured at fair value in a foreign currency are translated into the functional currency at the exchange rate when the fair value was determined. Non-monetary assets and liabilities that are measured based on historical cost in a foreign currency are translated at the exchange rate at the date of the transaction. Exchange differences are recognised in profit or loss.

f. Borrowing Costs

Borrowing costs that are directly attributable to the acquisition, construction or production of qualifying asset are capitalized as a part of the cost of such asset. A qualifying asset is one that necessarily takes a substantial period of time to get ready for its intended use. All others borrowing cost are recognized in the profit and loss in the period in which they are incurred.

g. Revenue Recognition

The Company has applied Ind AS 115 - Revenue from Contracts with Customers which is effective for an annual period beginning on or after April 1, 2018. The following is the significant accounting policy related to revenue recognition under Ind AS 115.

- **Service income**

It requires a contract as well as the various performance obligations contained in the contract to be identified. The number of performance obligations depends on the types of contracts and activities.

The fundamental principle is that the recognition of revenue from contracts with customers must reflect;

- The rate at which performance obligations are fulfilled, corresponding to the transfer to a customer of control of a good or service;
- Amount to which the seller expects to be entitled as consideration for its activities. The way in which transfer of control of a good or service is analyzed is crucial, since that transfer determines the recognition of revenue. The transfer of control of a good or service may take place continuously (revenue recognition on a progress towards completion basis) or on a specific date (recognition on completion).

Service income is recognized as per the terms of contracts with the customers when the related services are performed as per the stage of completion or on the achievement of agreed milestones and are net of indirect taxes, wherever applicable.

Contract amendments (relating to the price and/or scope of the contract) are recognized when approved by the client. Where amendments relate to new goods or services regarded as distinct under Ind AS 115, and where the contract price increases by an amount reflecting “stand-alone selling prices” of the additional goods or services, those amendments are recognized as a distinct contract.

Goods and Service Tax [GST] is not received by the Company on its own account. Rather, it is tax collected on value added to the goods by the Company on behalf of the government. Accordingly, it is excluded from revenue.

- **Sale of Goods**

Revenue from the sale of goods is recognized as revenue on the basis of customer contracts and the performance obligations contained therein. Revenue is recognized at a point in time when the control of goods is transferred to a customer. Control lies with the customer if the customer can independently determine the use of and consume the benefit derived from a product or service. Revenue from product deliveries are recognized at a point in time based on an overall assessment of the existence of a right to payment, the allocation of ownership rights, the transfer of risks and rewards, and acceptance by the customer.

- **Other Income**

Interest income is recognized on a time proportion basis, by reference to the principal outstanding and the applicable Effective Interest Rate (EIR). The EIR is the rate that exactly discounts estimated future cash payments or receipts through the expected life of financial instruments to:

- The gross carrying amount of the financial assets, or
- The amortized cost of the financial liability

Dividend income is recognized when the right to receive dividend is established.

h. Contract Balances

Contract assets

A contract asset is the right to consideration in exchange for goods or services transferred to the customer. If the Company performs by transferring goods or services to a customer before the customer pays consideration or before payment is due, a contract asset is recognised for the earned consideration that is conditional.

Trade receivables

A receivable represents the Company's right to an amount of consideration that is unconditional (i.e., only the passage of time is required before payment of the consideration is due).

Contract liabilities

A contract liability is the obligation to transfer goods or services to a customer for which the Company has received consideration (or an amount of consideration is due) from the customer. If a customer pays consideration before the Company transfers goods or services to the customer, a contract liability is recognised when the payment is made or the payment is due (whichever is earlier). Contract liabilities are recognised as revenue when the Company performs under the contract.

i. Employee Benefits

- **Defined benefit plans**

The company's gratuity benefit scheme is defined benefit plan. The company's net obligation in respect of defined benefit plan is calculated by estimating the amount of future benefit that employees have earned in return for their service in the current and prior periods; that benefit is discounted to determine its present value. The Company accounts for the liability for the gratuity benefits payable in future based on an independent actuarial valuation carried out using Projected Unit Credit Method considering discounting rate relevant to Government Securities at the Balance Sheet Date.

Defined benefit costs in the nature of current and past service cost & net interest expense or income are recognized in the statement of profit and loss in the period in which they occur. Actuarial gains and losses arising from defined benefit plans in the balance sheet with a charge or credit recognised in other comprehensive income in the period in which they occur and is reflected immediately in retained earnings & not reclassified to profit or loss. Past service cost is recognised in profit or loss in the period of a plan amendment.

The Company determines the net interest expense/ (income) on the net defined benefit liability/ (asset) for the period by applying the discount rate used to measure the defined benefit obligation at the beginning of the annual period to the then-net defined benefit liability/ (asset), taking into account any changes in the net defined benefit liability/ (asset) during the period as a result of contributions and benefit payments. Net interest expense and other expenses related to defined benefit plans are recognized in profit or loss.

When the benefits of a plan are changed or when a plan is curtailed, the resulting change in benefit that relates to past service ('past service cost' or 'past service gain') or the gain or loss on curtailment is recognized immediately in profit or loss. The Company recognizes gains and losses on the settlement of a defined benefit plan when the settlement occurs.

- **Defined Contribution plan**

Company's contribution to provident fund and employee state insurance scheme are considered as defined contribution plans and are charged as an expense as they fall due based on the amount of contribution required to be made and when services are rendered by the employee.

- **Compensated Absences**

Employees can carry forward a portion of the unutilized accrued leaves and utilize it in future service periods or receive cash compensation on termination of employment. Provision for Compensated Absences and its classifications between current and non-current liabilities are based on independent actuarial valuation. The actuarial valuation is done as per the projected unit credit method as at the reporting date.

- **Short Term Employee Benefits**

All employee benefits falling due wholly within twelve months of rendering the service are classified as short term employee benefits. These are measured on an undiscounted basis and expensed as the related service is provided. A liability is recognised for the amount expected to be paid if the Company has a present legal or constructive obligation to pay this amount as a result of past service provided by the employee and the obligation can be estimated reliably.

j. Income Tax

Income tax comprises of current tax and deferred tax. It is recognized in the profit and loss statement, except to the extent that it relates to and item recognized directly in equity or in other comprehensive income.

- **Current Tax**

Current tax comprises of the expected tax payable or receivable on the taxable income or loss for the year and any adjustment to the tax payable or receivable in respect of previous years. The amount of current tax reflects the best estimate of the tax amount expected to be paid or received after considering the uncertainty, if any, related to income taxes. It is measured using tax rates (and tax laws) enacted or substantively enacted by the reporting date.

Current tax assets and current income tax liabilities are measured at the amount expected to be recovered from or paid to the taxation authorities. The tax rates and tax laws used to compute the amount are those that are enacted or substantially enacted at the reporting date.

The company being company providing an infrastructure development / maintenance and operation services is eligible to claim deduction u/s 80IA of Income-tax Act, 1961 with respect to 100% profits or gains for this business for any 10 consecutive assessment years out of 15 years beginning from the year in which the undertaking or the enterprise develop and begins to operate an infrastructure facility.

- **Deferred Tax**

Deferred tax is recognised in respect of temporary differences between the carrying amounts of assets and liabilities in the company's financial statements and the corresponding tax bases used in computation of taxable profit. Deferred Tax is also recognized in respect of carried forward tax losses and tax credits.

Deferred tax assets are generally recognised for all taxable temporary differences to the extent that it is probable that taxable profits will be available against which those deductible temporary differences can be utilised. The carrying amount of deferred tax assets is reviewed at the end of each reporting period and reduced to the extent that it is no longer probable that sufficient taxable profits will be available to allow all or part of the asset to be recovered.

Deferred tax liabilities and assets are measured at the tax rates that are expected to apply in the period in which the liability is settled or the asset realized, based on the tax rates and tax laws that have been enacted or substantially enacted by the end of the reporting period.

The measurement of deferred tax liabilities and assets reflects the tax consequences that would follow from the manner in which the company expects, at the end of reporting period, to recover or settle the carrying amount of its assets and liabilities.

Deferred tax assets and liabilities are offset if there is a legally enforceable right to offset current tax liabilities and assets, and they relate to income taxes levied by the same tax authority on the same taxable entity, or on different tax entities, but they intend to settle current tax liabilities and assets on a net basis or their tax assets and liabilities will be realised simultaneously.

Any tax credit available is recognised as deferred tax to the extent that it is probable that future taxable profit will be available against which the unused tax credit can be utilized. The said asset is created by way of credit to the statement of Profit and loss and shown under the head of deferred tax.

Minimum Alternate Tax (MAT) eligible for set-off in subsequent years (as per tax laws), is recognized as an asset by way of MAT credit entitlement to the Statement of Profit and Loss only if there is convincing evidence of its realization. At each Balance Sheet date, the carrying amount of MAT Credit Entitlement receivable is reviewed to reassure realization

k. Segment Reporting

In accordance with the requirements of Ind AS 108 - "Segment Reporting", the Company is primarily engaged in a business of Infrastructure Development and has no other primary reportable segments. Further, the Company operates on Pan India basis and accordingly has no reportable geographical segments. The Managing Director of the Company allocates the resources and assess the performance of the Company, thus he is the Chief Operating Decision Maker (CODM). The CODM monitors the operating results of the business as a single segment, hence no separate segment needs to be disclosed.

l. Provisions Contingent Liabilities & Contingent Assets

A provision is recognized when the Company has a present legal or constructive obligation as a result of past event and it is probable that an outflow of resources embodying economic benefits will be required to settle the obligation and the amount can be reliably estimated at the reporting date.

Provision are recognized base on the best estimate of the management with respect to the amount required to settle the present obligation at the end of the reporting period, taking into account the risks and uncertainties surrounding the obligation. When a provision is measured using the cash flows estimated to settle the present obligation, its carrying amount is the present value of those cash flows when the effect of the time value of money is material.

Disclosure for a contingent liability is made when there is a possible obligation or a present obligation that may, but probably will not require an outflow of resources embodying economic benefits or the amount of such obligation cannot be measured reliably. When there is a possible obligation or a present obligation in respect of which likelihood of outflow of resources embodying economic benefits is remote, no provision or disclosure is made.

A contingent asset is not recognized but disclosed in the financial statements where and inflow of economic benefits is probable.

m. Financial instruments

A financial instrument is any contract that gives rise to a financial asset of one entity and a financial liability or equity instrument of another entity.

• Financial Assets

(i) Initial recognition and measurement of financial assets

All financial assets are recognized initially at fair value. Transaction costs that are directly attributable to the acquisition of financial assets that are not at fair value through profit or loss are added to the fair value on initial recognition. Purchases or sales of financial assets that require delivery of assets within a time frame established by regulation or convention in the market place (regular way trades) are recognised on the trade date i.e. the date that the Company commits to purchase or sell the asset.

(ii) Subsequent measurement of financial assets

For purposes of subsequent measurement, financial assets are classified in three categories:

- **Financial assets at amortized cost:**

A financial asset is measured at amortized cost if it is held within a business model whose objective is to hold financial assets in order to collect contractual cash flows and the contractual terms of the financial asset give rise on specified dates to cash flows that are solely payments of principal and interest (SPPI) on the principal amount outstanding.

- **Financial assets at fair value through other comprehensive income:**

A financial asset is measured at fair value through other comprehensive income if it is held within a business model whose objective is achieved by both collecting contractual cash flows and selling financial assets, and the contractual terms of the financial asset give rise on specified dates to cash flows that are solely payments of principal and interest (SPPI) on the principal amount outstanding. Financial assets included within the FVTOCI category are measured initially as well as at each reporting date at fair value. Fair value movements are recognized in the other comprehensive income (OCI).

- **Financial assets at fair value through profit or loss:**

FVTPL is a residual category for financial assets. Any financial asset which does not meet the criteria for categorization as at amortized cost or as FVTOCI is classified as at FVTPL.

- **Equity Investment in Subsidiaries and Associates**

Investments in equity shares of subsidiaries and associates and other equity investments in subsidiaries in subsidiaries and associates are carried at cost less impairment, if any.

- **Investments in Equity Instruments**

All Equity Investments falling within the scope of Ind AS – 109 are measured at Fair Value through Profit and Loss (FVTPL) with all fair value changes being recognized in profit and loss statement.

- **Financial assets at fair value through profit or loss**

FVTPL is a residual category for financial assets. Any financial asset which does not meet the criteria for categorization as at amortized cost or as FVTOCI is classified as at FVTPL.

(iii) De-recognition of financial assets

A financial asset is de-recognized when the contractual rights to the cash flows from the financial asset expire or the Company has transferred its contractual rights to receive cash flows from the asset or has assumed an obligation to pay the received cash flows in full without material delay to a third party under a 'pass-through' arrangement; and either (a) the Company has transferred substantially all the risks and rewards of the asset, or (b) the Company has neither transferred nor retained substantially all the risks and rewards of the asset, but has transferred control of the asset.

When the Company has transferred its rights to receive cash flows from an asset or has entered into a pass-through arrangement, it evaluates if and to what extent it has retained the risks and rewards of ownership. When it has neither transferred nor retained substantially all of the risks and rewards of the asset, nor transferred control of the asset, the Company continues to recognize the transferred asset to the extent of the Company's continuing involvement. In that case, the Company also recognizes an associated liability. The transferred asset and the associated liability are measured on a basis that reflects the rights and obligations that the Company has retained.

Continuing involvement that takes the form of a guarantee over the transferred asset is measured at the lower of the original carrying amount of the asset and the maximum amount of consideration that the Company could be required to repay.

(iv) Impairment of financial assets

The Company recognizes loss allowances using the expected credit loss (ECL) model for the financial assets. Expected credit losses are measured at an amount equal to the 12-month ECL, unless there has been a significant increase in credit risk from initial recognition in which case those are measured at lifetime ECL. The amount of expected credit losses (or reversal) that is required to adjust the loss allowance at the reporting date to the amount that is required to be recognised is recognized as an impairment gain or loss in profit or loss.

Financial Liabilities

(i) Initial recognition and measurement of financial liabilities

The Company's financial liabilities include trade and other payables, loans and borrowings including bank overdrafts and derivative financial instruments.

All financial liabilities are recognised initially at fair value. All financial liabilities are recognised initially at fair value and, in the case of loan and borrowings and payable, net of directly attributable transaction costs.

For trade and other payables maturing within one year from the Balance Sheet date, the carrying amounts approximate fair value due to the short maturity of these instruments.

(ii) Subsequent measurement of financial liabilities

The measurement of financial liabilities depends on their classification, as described below:

- **Financial liabilities at fair value through profit or loss**

Financial liabilities at fair value through profit or loss include financial liabilities designated upon initial recognition as at fair value through profit or loss.

Financial liabilities designated upon initial recognition at fair value through profit or loss are designated at the initial date of recognition, and only if the criteria in Ind-AS 109 are satisfied. For liabilities designated as FVTPL, fair value gains/ losses attributable to changes in own credit risks are recognized in OCI. These gains/ loss are not subsequently transferred to P&L. However, the Company may transfer the cumulative gain or loss within equity. All other changes in fair value of such liability are recognised in the statement of profit or loss.

- **Loans and Borrowings**

This is the category most relevant to the Company. After initial recognition, interest-bearing borrowings are subsequently measured at amortised cost using the EIR method. Gains and losses are recognised in profit or loss when the liabilities are derecognised as well as through the EIR amortisation process.

Amortised cost is calculated by taking into account any discount or premium on acquisition and fees or costs that are an integral part of the EIR. The EIR amortisation is included as finance costs in the statement of profit and loss. This category generally applies to borrowings.

- **Compound Financial Instrument**

Compound financial instrument are separated into liabilities and equity component based on the terms of the contract. At the inception, the fair value of liabilities component is determined using the market rate. The amount is classified as a financial liabilities measured at amortised cost until it is extinguished on redemption.

(iii) Derecognition of financial liabilities

A financial liability (or a part of a financial liability) is derecognised from its balance sheet when, and only when, it is extinguished i.e. when the obligation specified in the contract is discharged or cancelled or expired.

When an existing financial liability is replaced by another from the same lender on substantially different terms, or the terms of an existing liability are substantially modified, such an exchange or modification is treated as the derecognition of the original liability and the recognition of a new liability. The difference in the respective carrying amounts is recognised in the statement of profit or loss.

Offsetting of financial instruments

Financial assets and financial liabilities are offset and the net amount is reported in the balance sheet if the Company currently has enforceable legal right to offset the recognised amounts and there is an intention to settle on a net basis, to realise the assets and settle the liabilities simultaneously.

N. Lease

Company as a lessee

The Company applies a single recognition and measurement approach for all leases, except for short-term leases and leases of low-value assets. The Company recognizes lease liabilities to make lease payments and right-of-use assets representing the right to use the underlying assets.

i. Right-of-use assets

The Company recognises right-of-use assets at the commencement date of the lease. Right-of-use assets are measured at cost, less any accumulated depreciation and impairment losses, and adjusted for any remeasurement of lease liabilities. The cost of right-of-use assets includes the amount of lease liabilities recognised, initial direct costs incurred, lease payments made at or before the commencement date less any lease incentives received. Right-of-use assets are depreciated on a straight-line basis from the commencement date to the end of lease term. If ownership of the leased asset transfers to the Company at the end of the lease term or the cost reflects the exercise of a purchase option, depreciation is calculated using the estimated useful life of the asset. The right-of-use assets are also subject to impairment. Refer to the accounting policies of Impairment of non-financial assets.

ii. Lease liabilities

At the commencement date of the lease, the Company recognises lease liabilities measured at the present value of lease payments to be made over the lease term. The lease payments include fixed payments less any lease incentives receivable, variable lease payments that depend on an index or a rate, and amounts expected to be paid under residual value guarantees. The lease payments also include the exercise price of a purchase option reasonably certain to be exercised by the Company and payments of penalties for terminating the lease, if the lease term reflects the Company exercising the option to terminate. Variable lease payments that do not depend on an index or a rate are recognised as expenses in the period in which the event or condition that triggers the payment occurs. In calculating the present value of lease payments, the Company uses its incremental borrowing rate at the lease commencement date because the interest rate implicit in the lease is not readily determinable. After the commencement date, the amount of lease liabilities is increased to reflect the accretion of interest and reduced for the lease payments made. In addition, the carrying amount of lease liabilities is remeasured if there is a modification, a change in the lease term, a change in the lease payments or a change in the assessment of an option to purchase the underlying asset.

iii. Short term leases and leases of low value of assets

The Company applies the short-term lease recognition exemption to its short-term leases of machinery and equipment. It also applies the lease of low-value assets recognition exemption to leases that are considered to be low value. Lease payments on short-term leases and leases of low-value assets are recognised as expense on a straight-line basis over the lease term.

Company as a lessor

Leases in which the Company does not transfer substantially all the risks and rewards incidental to ownership of an asset are classified as operating leases. Rental income arising is accounted for on a straight-line basis over the lease terms. Initial direct costs incurred in negotiating and arranging an operating lease are added to the carrying amount of the leased asset and recognised over the lease term on the same basis as rental income. Contingent rents are recognised as revenue in the period in which they are earned.

o. Fair Value Measurement

The company measures financial instrument such as Investment in Mutual Fund at fair value at each balance sheet date.

Fair value is the price that would be received to sell an asset or paid to transfer a liability in an orderly transaction between market participants at the measurement date. The fair value measurement assumes that the transaction to sell the asset or transfer the liability takes place either:

- In the principal market for the asset or liability, or
- In the absence of a principal market, in the most advantageous market for the asset or liability

The principal or the most advantageous market must be accessible by the Company. The fair value of an asset or a liability is measured using the assumptions that market participants would use when pricing the asset or liability, assuming that market participants act in their economic best interest.

A fair value measurement of a non-financial asset takes into account a market participant's ability to generate economic benefit by using the asset in its highest and best use or by selling it to another market participant that would use the asset in its highest and best use.

The company uses valuation techniques that are appropriate in the circumstances and for which sufficient data are available to measure fair value, maximizing the use of relevant observable inputs and minimizing the use of unobservable inputs.

All assets and liabilities for which fair value is measured or disclosed in the financial statements are categorized within the fair value hierarchy, described as follows, based on the lowest level input that is significant to the fair value measurement as a whole:

- Level 1 – Quoted (unadjusted) market price in active markets for identical assets or liabilities
- Level 2 – Valuation techniques for which the lowest level input that is significant to the fair value measurement is directly or indirectly observable
- Level 3 – Valuation techniques for which the lowest level input that is significant to the fair value measurement is unobservable

For assets and liabilities that are recognised in the financial statements on a recurring basis, the company determines whether transfers have occurred between levels in the hierarchy by re-assessing categorization (based on the lowest level input that is significant to the fair value measurement as a whole) at the end of each reporting period.

The company's management determines the policies and procedures for both recurring fair value measurement, such as derivative instruments

At each reporting date, the management analyses the movements in the values of assets and liabilities which are required to be re-measured or re-assessed as per the company's accounting policies. For this analysis, the management verifies the major inputs applied in the latest valuation by agreeing the information in the valuation computation to contracts and other relevant documents.

The management also compares the change in the fair value of each asset and liability with relevant external sources to determine whether the change is reasonable on yearly basis.

For the purpose of fair value disclosures, the Company has determined classes of assets and liabilities on the basis of the nature, characteristics and risks of the asset or liability and the level of the fair value hierarchy, as explained above.

This note summarises accounting policy for fair value. Other fair value related disclosures are given in the relevant notes.

- Significant accounting judgements, estimates and assumptions
- Quantitative disclosures of fair value measurement hierarchy
- Financial instruments (including those carried at amortized cost)

p. Cash and Cash Equivalents

Cash and Cash Equivalents in the Balance Sheet comprise cash on hand, bank balance in current and cash credit accounts and short term highly liquid instruments.

q. Earnings per share

Basic earnings per share is calculated by dividing the net profit or loss for the year attributable to equity shareholders by the weighted average number of equity shares outstanding during the year.

For the purpose of calculating diluted earnings per share, the net profit or loss for the year attributable to equity shareholders and the weighted average number of shares outstanding during the year are adjusted for the effects of all dilutive potential equity shares.

r. Interest in Joint Arrangements

As per Ind AS 111 – Joint Arrangements, investment in Joint Arrangement is classified as either Joint Operation or Joint Venture. The classification depends on the contractual rights and obligations of each investor rather than legal structure of the Joint Arrangement.

In case of Joint Operation

The Company recognises its direct right to assets, liabilities, revenue and expenses of Joint Operations and its share of any jointly held or incurred assets, liabilities, revenues and expenses. These have been incorporated in the financial statements under the appropriate headings and are included in the segments to which they relate.

The audited financial information of below mentioned joint operations ventured by the company for years mentioned there against have been included in the standalone financial statements:

JOINT OPERATION	DATE OF FORMATION	CONTROLLING SHARE(%)
PIPL KCL JV	17.09.2013	51
Sadbhav PIPL JV	21.07.2015	49
Kalthia Engineering & Construction Limited Patel Infrastructure Private Limited Joint Venture	09.03.2015	30

s. Recent Accounting Pronouncements

MCA notifies new standards or amendments to existing standards under Companies (Indian Accounting Standards) Rules as issued from time to time. During the year ended March 31, 2024, MCA has not notified any new standards or amendments to the existing standards applicable to the Company.

NOTE 5 - PROPERTY, PLANT & EQUIPMENT,
CAPITAL WORK-IN-PROGRESS AND INTANGIBLE ASSETS

PATEL INFRASTRUCTURE LIMITED
CIN: U45201GJ2004PLC043955
(₹ in Lakhs)

GROSS BLOCK	PROPERTY, PLANT & EQUIPMENT							CAPITAL WORK IN PROGRESS	OTHER INTANGIBLE ASSETS COMPUTER SOFTWARE	RIGHT OF USE ASSETS ROU - LAND	
	FREE HOLD LAND	BUILDINGS	PLANT & MACHINERY	COMPUTERS	VEHICLES	FURNITURE & FIXTURES	OFFICE EQUIPMENT				TOTAL
Balance as at April 1, 2022	1,629.50	327.36	31,414.89	635.31	9,662.10	1,603.47	564.83	-	328.26	541.70	
Additions	-	-	7,559.29	137.84	2,932.91	1,522.54	127.27	73.67	-	56.59	
Disposals	-	-	1,255.57	1.40	182.10	-	-	-	-	-	
Balance as at March 31, 2023	1,629.50	327.36	37,718.61	771.75	12,412.90	3,126.01	692.10	73.67	328.26	598.29	
Balance as at April 1, 2023	1,629.50	327.36	37,718.61	771.75	12,412.90	3,126.01	692.10	73.67	328.26	598.29	
Additions	-	12.95	3,732.43	97.18	2,221.45	759.55	285.14	-	-	44.92	
Disposals	110.37	-	2,015.12	2.47	580.24	5.69	8.56	73.67	-	-	
Balance as at March 31, 2024	1,519.13	340.31	39,435.92	866.46	14,054.11	3,879.86	968.67	-	328.26	643.22	

ACCUMULATED DEPRECIATION	FREE HOLD LAND	PROPERTY, PLANT & EQUIPMENT					OTHER INTANGIBLE ASSETS		RIGHT OF USE ASSETS ROU - LAND		
		BUILDINGS	PLANT & MACHINERY	COMPUTERS	VEHICLES	FURNITURE & FIXTURES	OFFICE EQUIPMENT	TOTAL		CAPITAL WORK IN PROGRESS	COMPUTER SOFTWARE
Balance as at April 1, 2022	-	32.44	10,662.08	425.12	5,240.49	619.30	404.45	17,383.88	-	145.79	346.69
Depreciation / amortisation for the year	-	8.90	3,108.10	69.33	1,119.47	213.37	54.29	4,573.46	-	23.48	138.17
Disposals	-	-	757.78	0.29	148.27	-	-	906.34	-	-	-
Balance as at March 31, 2023	-	41.34	13,012.40	494.16	6,211.68	832.67	458.74	21,051.00	-	169.27	484.86
Balance as at April 1, 2023	-	41.34	13,012.40	494.16	6,211.68	832.67	458.74	21,051.00	-	169.27	484.86
Depreciation / amortisation for the year	-	9.16	3,622.49	96.45	1,481.33	318.69	84.63	5,612.75	-	23.48	106.02
Disposals	-	-	853.16	2.17	452.41	2.41	7.22	1,317.36	-	-	-
Balance as at March 31, 2024	-	50.50	15,781.73	588.44	7,240.61	1,148.96	536.15	25,346.39	-	192.75	590.88

ACCUMULATED DEPRECIATION	PROPERTY, PLANT & EQUIPMENT							OTHER INTANGIBLE ASSETS		RIGHT OF USE ASSETS ROU - LAND
	FREE HOLD LAND	BUILDINGS	PLANT & MACHINERY	COMPUTERS	VEHICLES	FURNITURE & FIXTURES	OFFICE EQUIPMENT	CAPITAL WORK IN PROGRESS	COMPUTER SOFTWARE	
As at March 31, 2023	1,629.50	286.02	24,706.21	277.59	6,201.22	2,293.33	233.36	73.67	158.98	113.43
As at March 31, 2024	1,519.13	289.81	23,654.19	278.02	6,813.51	2,730.91	432.52	-	135.50	52.34

Other Notes

- (a) Individual assets of Property, Plant and Equipment has been reclassified wherever necessary.
- (b) Refer Note 18.1, 18.2 and 22.1 for assets mortgaged / hypothecated as security.
- (c) Estimated useful life of the assets is in line with useful life prescribed in schedule II of The Companies Act, 2013.
- (d) For capital commitments made by the company as at the balance sheet date, Refer note 41(b).
- (e) Refer Note 5.1 for Ageing of Capital Work in Progress.

Note 5.1: Capital WIP Ageing Schedule

CWIP	Amount in CWIP as at 31/03/2024				Total
	Less than 1 year	1-2 years	2-3 years	More than 3 years	
Project in progress	-	-	-	-	-

CWIP	Amount in CWIP as at 31/03/2023				Total
	Less than 1 year	1-2 years	2-3 years	More than 3 years	
Project in progress	-	-	73.67	-	73.67

NOTES TO STANDALONE FINANCIAL STATEMENT

PATEL INFRASTRUCTURE LIMITED

CIN: U45201GJ2004PLC043955

Note 5(a) : Leases

The Company has elected below practical expedients while applying Ind AS 116:

1. Applied a single discount rate to a portfolio of leases with reasonably similar characteristics.
2. Excluded the initial direct costs from the measurement of right of use asset at the date of initial application.
3. A contract is, or contains, a lease if the contract conveys the right to control the use of an identified assets for a period of time in exchange for consideration.
4. The Company has elected not to apply the requirements of Ind AS 116 to short term leases of all the assets that have a lease term of twelve months or less and leases for which the underlying asset is of low value. The lease payments associated with these leases are recognized as an expense on a straight line basis over the lease term.

The following is the movement in lease liabilities during the year ended 31 March, 2024 and 31 March, 2023.

(₹ in Lakhs)

PARTICULARS	AMOUNT
Balance as at April 1, 2022	201.15
Addition on account of adoption of Ind AS 116 (Refer note 5)	56.59
Interest on lease liability (Refer Note 31)	18.08
Payments of lease liabilities	145.98
Balance as at March 31, 2023	129.84
Balance as at April 1, 2023	129.84
Addition on account of adoption of Ind AS 116 (Refer note 5)	44.92
Interest on lease liability (Refer Note 31)	7.23
Payments of lease liabilities	114.72
Balance as at March 31, 2024	67.27

Bifurcation of Lease Liabilities:

(₹ in Lakhs)

PARTICULARS	AS AT MARCH 31, 2024	AS AT MARCH 31, 2023
Current	50.50	97.17
Non Current	16.78	32.68

Disclosure of Operating Leases under Ind AS 17

The details regarding the of lease liabilities as at March 31, 2024 and March 31, 2023 are as follows:

PARTICULARS	AS AT	AS AT
	31ST MARCH, 2024	31ST MARCH, 2023
Less than one year	50.50	97.17
One to five years	16.78	32.68
More than five years	-	-
Total	67.28	129.84

Leases as lessee

The Company has obtained premises (office, residential and godowns), machineries and cars taken on lease. The terms of lease include terms of renewals, increase in rent in future period, terms of cancellation, etc. The agreements are executed for a period of 11 months to 37 months with a renewable clause and also provide for termination at will by either party giving a prior notice of 1 to 3 months at any time during the lease term.

Amounts recognised in the Standalone Statement of Profit and Loss

(₹ in Lakhs)

PARTICULARS	FOR THE YEAR ENDED MARCH 31, 2024	FOR THE YEAR ENDED MARCH 31, 2023
Rent Expenses (Refer Note 32)	735.62	479.08
Total	735.62	479.08

NOTES TO STANDALONE FINANCIAL STATEMENT

Note 6 : Investments

PATEL INFRASTRUCTURE LIMITED
CIN: U45201GJ2004PLC043955

(₹ in Lakhs)

PARTICULARS	AS AT 31ST MARCH, 2024	AS AT 31ST MARCH, 2023
A. Investment in subsidiaries (Valued at cost)		
Equity instruments - Unquoted		
75,00,000 (P.Y. 75,00,000) Equity Shares (including Nominee Shareholders) in Patel Highway Management Private Limited, of INR 10 fully paid up	755.20	755.20
49,09,900 (P.Y. 49,09,900) Equity Shares in Patel Bridge Nirman Private Limited, of INR 10 fully paid	490.99	490.99
10,000 (P.Y. 10,000) Equity Shares (including Nominee Shareholders) in Patel Hospitality Private Limited, of INR 10 fully paid up	1.00	1.00
2,38,30,000 (P.Y. 2,38,30,000) Equity Shares (including Nominee Shareholders) in Patel Sethiyahopu-Cholapuram Highway Private Limited, of INR 10 fully paid up	2,383.00	2,383.00
4,73,80,000 (P.Y. 4,04,00,000) Equity Shares (including Nominee Shareholders) in Patel Cholapuram Thanjavur Highway Private Limited, of INR 10 fully paid up	4,738.00	4,040.00
Nil (P.Y. 3,40,00,000) Equity Shares (including Nominee Shareholders) in Patel Darah halawar Highway Private Limited, of INR 10 fully paid up (Refer note 6.10)	-	3,400.00
Nil (P.Y. 5,20,00,000) Equity Shares (including Nominee Shareholders) in Patel Vadodara Kim Expressway Private Limited, of INR 10 fully paid up (Refer note 6.10)	-	5,200.00
10,000 (P.Y. Nil) Equity Shares (including Nominee Shareholders) in Patel Concretech Private Limited, of INR 10 fully paid up	1.00	-
Other Equity		
Patel Cholapuram Thanjavur Highway Private Limited	11,277.55	7,810.55
Patel Sethiyahopu-Cholapuram Highway Private Limited	7,907.20	6,225.20
Patel Darah Jhalawar Highway Private Limited (Refer note 6.10 and 6.11)	-	10,234.05
Patel Vadodara Kim Expressway Pvt Ltd (Refer note 6.10 and 6.11)	-	15,420.00
B. Investments in others (Valued at cost)		
Equity instruments		
Quoted (at Market value)		
24 (P.Y. 24) Equity Shares in Reliance Power Limited, of INR 10 fully paid up. (Refer note 6.9)	-	-
Unquoted		
10,000 Equity Shares in Jay Hind Leasing & Finance Limited, of INR 10 fully paid up	1.00	1.00
2,50,000 (P.Y. 2,50,000) Equity Shares in Grand Mahi Club & Banquets Private Limited, of INR 10 fully paid up	25.00	25.00
12 (P.Y. 12) Equity in The Sarvoday Co-Op. Credit Soc. Ltd., of INR 10 fully paid up	0.03	0.03
2 (P.Y. 2) Equity in The Co-Op. Bank of Rajkot Limited, of INR 25 fully paid up (Refer note 6.9)	-	-
Investments in Bonds		
Sardar Sarovar Narmada Nigam Bond	32.13	32.13
Total	27,612.10	56,018.15

Note 6.1 : Investment in other Equity includes Investment by way of Interest free Sub - ordinate Loan given to Subsidiaries accounted for as an equity investment since it is to be maintained during the concession period of respective projects.

Note 6.2 : Total equity shares of Patel Highway Management Private Limited are pledged in favour of Vistra ITCL (India) Limited (A common Security Trustee).

Note 6.3 : Out of total equity shares of Patel Darah Jhalawar Highway Private Limited 51% equity shares are pledged with the bank for the benefit of lender till currency of loan borrowed for the year ended 31.03.23 (For the Financial year the pledged has removed).

Note 6.4 : Out of total equity shares of Patel Vadodara Kim Expressway Private Limited, 51% equity shares are pledged with the bank for the benefit of lender till currency of loan borrowed. for the year ended 31.03.23 (For the Financial year the pledged has removed).

Note 6.5 : Out of total equity shares of Patel Chalapuram Thanjavur Highway Private Limited, 51% equity shares are pledged with the bank for the benefit of lender till currency of loan borrowed.

Note 6.6 : Out of total equity shares of Patel Sethiyahopu-Cholopuram Highway Private Limited, 51% equity shares are pledged with the bank for the benefit of lender till currency of loan borrowed.

Note 6.7: Refer Note 34 for Related party transactions and outstanding balances.

Note 6.8: In case of investments in shares of private limited companies which are immaterial to the company and where fair value is not readily available from the market observable inputs are valued at Cost.

Note 6.9: Absolute amount of investment pertaining to Reliance Power Limited and The Co-Op Bank of Rajkot Limited is of INR 677.64/- and 50/- respectively. (As at March 31, 2023 INR 340.92 and INR 50 respectively)

Note 6.10: Pursuant to the definitive share purchase agreement ('the agreement') dated July 31, 2023 executed among Patel Infrastructure Limited, Actis Roadstar Highways Holdings Limited, Patel Vadodara Kim Expressway Private Limited and Patel Darah-Jhalawar Highway Private Limited, the 100% Equity share holding in two of its subsidiary companies i.e. Patel Vadodara Kim Expressway Private Limited and Patel Darah-Jhalawar Highway Private Limited and entire investments in Optionally Convertible Debentures (OCDs), as issued in lieu of Other Equity, of these subsidiary companies have been transferred to Actis Roadways Holdings Limited with effect from 5th February, 2024, the closing date, for consideration of INR 30,343.85 Lakh. Out of total consideration the company has received INR 25,328.34 Lakh and the balance amount is receivable upon completion of conditions as per the share purchase agreement.

Note 6.11: During the year, as per the terms of the share purchase agreement, the company had received Optionally Convertible Debentures (OCDs) of face value INR 100 (Indian Rupees One Hundred only) each from both subsidiary companies in lieu of Companies investment in Other Equity i.e. Interest free Sub Ordinate Debts. These OCDs were transferred to Actis Roadstar Highway Holdings Limited under the share purchase agreement as mentioned in the note 6.10 above. The total consideration amount of INR 30,343.85 includes the sale consideration for transfer of these OCDs.

Note 6.12: Information under paragraph 17 (b) of Ind AS 27 for investments in Subsidiary companies is as under:

(₹ in Lakhs)

NAME OF INVESTEE	% OF PROPORTION OF ECONOMIC INTEREST	
	AS AT MARCH 31, 2023	AS AT MARCH 31, 2022
Patel Highway Management Private Limited	100.00	100.00
Patel Bridge Nirman Private Limited*	74.00	74.00
Patel Hospitality Private Limited	100.00	100.00
Patel Sethiyahopu-Cholopuram Highway Private Limited**	100.00	100.00
Patel Chalapuram Thanjavur Highway Private Limited	100.00	100.00
Patel Darah Jhalawar Highway Private Limited	-	100.00
Patel Vadodara Kim Expressway Private Limited,	-	100.00
Patel Concretech Private Limited	100.00	-
Sadbhav PIPL JV	49.00	49.00
PIPL KCL JV	51.00	51.00
Kalthia Engineering & Construction Limited Patel Infrastructure Private Limited Joint Venture	30.00	30.00

*Patel Highway Management Private Limited, wholly owned subsidiary of Patel Infrastructure Limited, holds 44.75% in the equity of Patel Bridge Nirman Private Limited.

**Patel Highway Management Private Limited, wholly owned subsidiary of Patel Infrastructure Limited, holds 45.63% in the equity of Patel Sethiyahopu Cholopuram Highway Private Limited.

The aggregate book value and market value of quoted non - current investments and book value of un-quoted non-current investments are as follows :

(₹ in Lakhs)

PARTICULARS	AS AT MARCH 31, 2024	AS AT MARCH 31, 2023
Quoted non-current investments in Equity Instruments		
Aggregate book value	-	-
Aggregate market value	-	-
Aggregate book value of un-quoted non-current investments	27,612.10	56,018.15

Note 7 : Other Non current financial assets

(₹ in Lakhs)

PARTICULARS	AS AT MARCH 31, 2024	AS AT MARCH 31, 20223
Security deposits and retention money	66.15	1962.36
Fixed Deposits - Maturing after 12 months from reporting date*	1,397.87	736.26
Fixed Deposits for NCD- Maturing within 12 months from reporting date**	-	299.10
Total	1,464.02	2,997.72

*Above Fixed Deposits made with bank, are given to customers as Security and Earnest Money Deposit and Lien Marked with bank.

Note 7.1 Refer Note 34 for Related party transactions and outstanding balances.

**Above Fixed Deposits in bank is Lien Marked with bank for Debentures and is also in compliance as per notification of MCA having G.S.R. 574(E) dated 16th August, 2019.

Note 8 : Deferred Tax (Assets)/ Liabilities (Net)

(₹ in Lakhs)

PARTICULARS	AS AT MARCH 31, 2024	AS AT MARCH 31, 2023
Deferred Tax Liabilities		
Excess of depreciation and amortization on fixed assets under income tax law over depreciation and amortization provided in accounts	2,626.86	2,859.02
Fair Valuation of financial liabilities	1.04	108.9
Prepaid Expenses	251.99	696.41
Fair Valuation of non-current Investment carried at FVTPL	0.00	0.13
Provision for Expected Credit Loss	24.06	-
Less: Deferred Tax Assets		
Provision for Expected Credit Loss	-	272.46
Provision for Gratuity	238.64	197.86
Provision for Compensated absences	72.53	52.50
Provision for Bonus	-	52.26
Fair Valuation of financial assets	1.04	56.58
Capital Expenditure allowable in future years under Income Tax Law	1,395.88	77.92
Brought forward losses / MAT credit entitlement	-	10.44
Net Deferred Tax Liabilities	1,195.86	2,944.44

Note 8.1 Refer Note 43 for Movement in Deferred Taxes.

Note 9 : Other Non current assets

(₹ in Lakhs)

PARTICULARS	AS AT MARCH 31, 2024	AS AT MARCH 31, 2023
Security deposits	428.81	387.36
Advances for capital goods	224.94	321.46
Prepaid Expenses	18.99	1,174.61
Total	672.74	1,883.43

Note 9.1 Refer Note 34 for Related party transactions and outstanding balances.

Note 10 : Inventories

(₹ in Lakhs)

PARTICULARS	AS AT MARCH 31, 2024	AS AT MARCH 31, 2023
Construction Material	49,971.93	32,530.60
Total	49,971.93	32,530.60

Note 10.1: Construction material are hypothecated to bank against working capital facility.

Note 11 : Trade Receivables

(₹ in Lakhs)

PARTICULARS	AS AT MARCH 31, 2024	AS AT MARCH 31, 2023
Considered good - Unsecured	17,897.77	53,915.67
	17,897.77	53,915.67
(Less)/Add: Allowance for expected credit loss	(95.59)	(1,082.55)
Total	17,802.18	52,833.12

Note 11.1 Trade receivables are hypothecated to bank against working capital facility. (Refer Note 22.1)

Note 11.2 Fair value of trade receivables is not materially different from carrying value presented.

Note 11.3 Since, majority of receivables to the company are from Government Authorities and from subsidiary companies, they are relatively secured from credit losses in the future. Provision for expected delay in realisation of trade receivables beyond contractual terms is determined using a provision matrix which takes into account available external and internal liquidity risk factors including historical experience and adjusted for forward looking information. The Company uses an estimated economic value based on age of receivables to compute the expected credit loss allowance.

Change in Allowance for Expected Credit Loss

(₹ in Lakhs)

PARTICULARS	AS AT MARCH 31, 2024	AS AT MARCH 31, 2023
At the beginning of the year	(1,082.55)	861.63
Addition During the year	986.96	220.92
Provision at the end of the year	(95.59)	(1,082.55)

Note 11.6 Trade Receivable Ageing Schedule

(₹ in Lakhs)

PARTICULARS	AS AT 31 ST MARCH, 2024 OUTSTANDING FOR FOLLOWING PERIODS FROM DUE DATE OF PAYMENT*							
	"LESS THAN 6 MONTHS"	"6 MONTHS -1 YEAR"	1-2 YEARS	2-3 YEARS	MORE THAN 3	UNBILLED	NOT DUE	TOTAL
(i) Undisputed Trade receivables -considered good	16,495.69	139.44	325.22	937.42	-	-	-	17,897.77
(ii) Undisputed Trade Receivables -which have significant increase in credit risk	-	-	-	-	-	-	-	-
(iii) Undisputed Trade Receivables -credit impaired	-	-	-	-	-	-	-	-
(iv) Disputed Trade Receivables -considered good	-	-	-	-	-	-	-	-
(v) Disputed Trade Receivables -which have significant increase in credit risk	-	-	-	-	-	-	-	-
(vi) Disputed Trade Receivables -credit impaired	-	-	-	-	-	-	-	-

PARTICULARS	AS AT 31 ST MARCH, 2023 OUTSTANDING FOR FOLLOWING PERIODS FROM DUE DATE OF PAYMENT*							
	"LESS THAN 6 MONTHS"	"6 MONTHS -1 YEAR"	1-2 YEARS	2-3 YEARS	MORE THAN 3	UNBILLED	NOT DUE	TOTAL
(i) Undisputed Trade receivables -considered good	38,927.56	2,100.65	10,655.71	2,231.75	-	-	-	53,915.67
(ii) Undisputed Trade Receivables -which have significant increase in credit risk	-	-	-	-	-	-	-	-
(iii) Undisputed Trade Receivables -credit impaired	-	-	-	-	-	-	-	-
(iv) Disputed Trade Receivables -considered good	-	-	-	-	-	-	-	-
(v) Disputed Trade Receivables -which have significant increase in credit risk	-	-	-	-	-	-	-	-
(vi) Disputed Trade Receivables -credit impaired	-	-	-	-	-	-	-	-

*If no due date of payment is specified in that case disclosure shall be from the date of the transaction.
Unbilled dues shall be disclosed separately.

Note 12 : Cash and Cash Equivalents

(₹ in Lakhs)

PARTICULARS	AS AT MARCH 31, 2024	AS AT MARCH 31, 2023
(A) Cash and Cash Equivalents		
a) Balance with banks		
- In Current Accounts	2,876.64	18.87
- In Cash Credit Accounts	3,326.53	2,172.46
- In Deposits with original maturity of less than 3 months	81.56	-
b) Cash on hand	48.30	107.36
Total (A)	6,333.03	2,298.69
(B) Bank balances other than Cash and Cash equivalents		
Fixed Deposits - Maturing within 12 months from reporting date*	10,268.65	11,434.02
Fixed Deposits for NCD- Maturing within 12 months from reporting date**	3,225.73	318.43
Total (B)	13,494.38	11,752.45
Total (A+B)	19,827.41	14,051.14

*Above Fixed Deposits in bank are given to customers as Security and Earnest Money Deposit and Lien Marked with banks for working capital facilities.

**Above Fixed Deposits in bank is Lien Marked with bank for Debentures and is also in compliance as per notification of MCA having G.S.R. 574(E) dated 16th August, 2019.

Note 12 (a): Loans

(₹ in Lakhs)

PARTICULARS	AS AT MARCH 31, 2024	AS AT MARCH 31, 2023
Loans to Related Parties	75.00	11.70
Loan to others	1,215.98	-
Total	1,290.98	11.70

Note 12(a) Refer Note 34 for Related party transactions and outstanding balances.

Note 13 : Other Current financial assets

(₹ in Lakhs)

PARTICULARS	AS AT MARCH 31, 2024	AS AT MARCH 31, 2023
Security deposits and retention money	14,404.25	6,633.86
Advances to employees	442.23	60.78
Deferred Consideration on sale of investments (Refer note 6.10)	5,015.51	-
Interest Receivable on Fixed Deposit Receipt	469.38	30.24
Total	20,331.37	6,724.88

Note 13.1 Refer Note 34 for Related party transactions and outstanding balances.

Note 14 : Current tax assets (Net)

(₹ in Lakhs)

PARTICULARS	AS AT MARCH 31, 2024	AS AT MARCH 31, 2023
Current tax assets	10,424.42	6,389.43
Current tax liabilities	3,586.67	1,090.42
Current tax assets (Net)	6,837.75	5,299.01

Note 15 : Other current assets

(₹ in Lakhs)

PARTICULARS	AS AT MARCH 31, 2024	AS AT MARCH 31, 2023
Unbilled Revenue	71,633.03	50,910.32
Prepaid Expenses	4,898.14	2,406.11
Balance with Government Authorities	16,530.85	10,927.11
Advance to Suppliers	2,870.45	6,352.12
Other current assets	1,846.57	783.96
Total	97,779.03	71,379.62

Note 15.1 Refer Note 34 for Related party transactions and outstanding balances.

Note 16 : Equity Share Capital

a) Authorized, Issued, Subscribed & Paid up Equity Share Capital

(₹ in Lakhs)

PARTICULARS	AS AT MARCH 31, 2024	AS AT MARCH 31, 2023
Authorised:		
7,00,00,000 (P.Y. 7,00,00,000) Equity share capital of Rs.10 Each	7,000.00	7,000.00
Issued, Subscribed & fully Paid up :		
4,56,00,000 equity share capital of Rs.10 Each fully paid up	4,560.00	4,560.00
Total	4,560.00	4,560.00

b) Reconciliation of the Equity shares outstanding at the end of the reporting period :

PARTICULARS	AS AT MARCH 31, 2024	AS AT MARCH 31, 2023
Equity Shares at the beginning of the year (In Number)	4,56,00,000	4,56,00,000
Add: Issued during the year	-	-
Equity Shares at the end of the year (In Number)	4,56,00,000	4,56,00,000

c) Rights of Shareholders

The Company has only one class of equity shares having a par value of Rs. 10 per share. Each holder of equity shares is entitled for one vote per share. In the event of liquidation of the Company, the holders of the equity shares will be entitled to receive remaining assets of the Company after distribution to all preferential amounts if any. The distribution will be in proportion to the Number of Equity shares held by the share holders.

d) No. of Shares with percentage of voting rights held by each share holder holding more than 5% Equity shares:-

PARTICULARS	AS AT MARCH 31, 2024	AS AT MARCH 31, 2023
Pravinbhai Patel	2,27,99,992.00 50.00%	1,42,20,000.00 31.18%
Arvindbhai Patel	2,27,99,992.00 50.00%	1,42,20,000.00 31.18%
Pragjibhai Gobarbhai Vaviya	- 0.00%	1,36,79,988.00 30.00%

e) Refer Note No. 18.2 for securities issued outstanding which are convertible into Equity Shares.

f) Refer Note No. 16.1 for Shareholding of Promoters.

Note 16.1 Shareholding of Promoters

As at March 31, 2024

SR. NO.	PROMOTER NAME	NO. OF SHARES	ADDITION	DELETION	CLOSING	% OF TOTAL SHARES	% CHANGE
1	Pravinbhai Patel	1,42,20,000	85,79,992	-	2,27,99,992	50.00%	18.82%
2	Arvindbhai Patel	1,42,20,000	85,79,992	-	2,27,99,992	50.00%	18.82%
3	Pragjibhai Gobarbhai Vaviya	1,36,79,988	-	1,36,79,988	-	0.00%	-30.00%
4	Dineshbhai Vaviya	4	-	-	4	0.00%	0.00%
5	Madhubhai Vaviya	4	-	-	4	0.00%	0.00%
6	Sureshbhai Vaviya	4	-	-	4	0.00%	0.00%
7	Smitaben Patel	17,40,000	-	17,39,998	2	0.00%	-3.82%
8	Kaminiben Patel	17,40,000	-	17,39,998	2	0.00%	-3.82%
	Total	4,56,00,000	1,71,59,984	1,71,59,984	4,56,00,000	100%	0%

As at March 31, 2023

SR. NO.	PROMOTER NAME	NO. OF SHARES	ADDITION	DELETION	CLOSING	% OF TOTAL SHARES	% CHANGE
1	Pravinbhai Patel	1,42,20,000	-	-	1,42,20,000	31.18%	0.00%
2	Arvindbhai Patel	1,42,20,000	-	-	1,42,20,000	31.18%	0.00%
3	Pragjibhai Gobarbhai Vaviya	-	1,36,79,988	-	1,36,79,988	30.00%	30.00%
4	Dineshbhai Vaviya	45,60,000	-	45,59,996	4	0.00%	-10.00%
5	Madhubhai Vaviya	45,60,000	-	45,59,996	4	0.00%	-10.00%
6	Sureshbhai Vaviya	45,60,000	-	45,59,996	4	0.00%	-10.00%
7	Smitaben Patel	17,40,000	-	-	17,40,000	3.82%	-
8	Kaminiben Patel	17,40,000	-	-	17,40,000	3.82%	-
	Total	4,56,00,000	1,36,79,988	1,36,79,988	4,56,00,000	100%	0%

Note 17 : Other Equity

(₹ in Lakhs)

PARTICULARS	AS AT MARCH 31, 2024	AS AT MARCH 31, 2023
Retained earnings - Surplus of Profit and Loss		
Balance at the beginning of the year	71,647.13	66,220.03
Opening balance of Retained Earnings from Joint Ventures	7.53	-
Profit Transfer to Retained Earnings	7,259.65	6,202.10
Transfer to Debenture Redemption Reserve	750.00	775.00
Balance at the end of the year	79,664.31	71,647.13
Other Comprehensive Income - Remeasurement of Defined Benefit Plans		
Balance at the beginning of the year	327.10	112.92
Actuarial Gain / Loss on Defined Benefit Plans	(41.53)	214.18
Balance at the end of the year	285.57	327.10
Debenture Redemption Reserve		
Balance at the beginning of the year	3,000.00	2,225.00
Add: Transfer during the year	(750.00)	775.00
Balance at the end of the year (Refer note below)	2,250.00	3,000.00
Equity Component of Compound Financial Instruments		
Balance at the beginning of the year	677.24	677.24
Add: Equity Component Issued during the year	-	-
Less: Reduction due to repayment during the year	(677.24)	-
Balance at the end of the year	-	677.24
Total Other Equity	82,199.88	75,651.48

Debenture Redemption Reserve :

The Company had created a Debenture Redemption Reserve at the time of issue of Non Convertible Debentures out of the profits which are available for payment of dividend to be utilised for Redemption of these Debentures.

Note 18 : Long Term Borrowings

(₹ in Lakhs)

PARTICULARS	AS AT MARCH 31, 2024	AS AT MARCH 31, 2023.
A) Debentures		
(A) Senior, Secured, Unlisted 8% Optionally Convertible Debenture		
Balance at the beginning of the year	-	4,322.76
Less: reclassified to Short term borrowing (Refer note 22)	-	(4,322.76)
Balance at the end of the year	-	-
(B) Senior, Secured, Unlisted 12.75% Redeemable Non-Convertible Additional Debentures		
Balance at the beginning of the year	7,500.00	10,000.00
Issued during the year	-	-
Less: reclassified to Short term borrowing (Refer note 22)	-	(2,500.00)
	7,500.00	7,500.00
Add: Net Transaction Cost in accordance with Ind AS 109 (Refer Note 18.3)	(95.03)	(68.45)
Balance at the end of the year	7,404.97	7,431.55
(C) Senior, Secured, Unlisted Non Convertible Debenture Series I		
Balance at the beginning of the year	2,500.00	-
Issued during the year	-	2,500.00
Less: reclassified to Short term borrowing (Refer note 22)	(2,500.00)	-
	-	2,500.00
Add: Net Transaction Cost in accordance with Ind AS 109 (Refer Note 18.3)	-	(19.54)
Balance at the end of the year	-	2,480.46
(D) Senior, Secured, Unlisted Non Convertible Debenture Series II		
Balance at the beginning of the year	12,500.00	-
Issued during the year	-	12,500.00
Add: Net Transaction Cost in accordance with Ind AS 109 (Refer Note 18.3)	(170.84)	(109.76)
Balance at the end of the year	12,329.16	12,390.24
Total outstanding Debentures (a)	19,734.13	22,302.25
b) Term Loans		
(i) Secured Term loan from banks	7,229.80	7,917.84
(ii) Secured Term loan from Financial Institutions	1,219.57	4,029.16
Total Term Loans (b)	8,449.37	11,947.00
Total Long Term Borrowings (a+b)	28,183.50	34,249.25

Refer Note 18.1 and Note 18.2 for details relating to the long term borrowings

NOTES TO STANDALONE FINANCIAL STATEMENT

PATEL INFRASTRUCTURE LIMITED
CIN: U45201GJ2004PLC043955

Note 18.1 Long Term Borrowings

(₹ in Lakhs)

SR. NO.	LENDER	NATURE OF FACILITY	SANCTION AMOUNT	AMOUNT OUTSTANDING AS ON 31ST MARCH, 2024	RATE OF INTEREST (P.A.)	REPAYMENT / MODIFICATION OF TERMS
1	HDFC Bank Ltd	Vehicle loan	448.24	209.12	6.90% to 9.00%	Loan consists of 19 separate loans that will be repaid within period of 1 Months to 28 Months with EMI ranging between INR 14,337 to INR 3,49,851
2	Bank of Baroda	Vehicle loan	345.00	295.53	8.70%	Loan consists of 1 separate loans that will be repaid within period of 41 Months with EMI of INR 8,53,268
3	The Federal Bank	Vehicle loan	547.00	452.64	8.00% to 8.70%	Loan consists of 2 separate loans that will be repaid within period of 40 to 41 Months with EMI ranging between INR 3,44,699 to 9,32,805
4	Sundaram Finance Limited	Vehicle loan	69.66	19.00	7.25%	Loan consists of 1 separate loans that will be repaid within period of 9 Months with EMI of INR 2,18,500
5	Tata Motors Finance Solutions Ltd	Machinery Loan	2,570.35	679.00	10.50% to 10.75%	Loan consists of 179 separate loans that will be repaid within period of 4 to 20 Months EMI ranging between INR 20,730 to INR 66,810
6	Axis Bank Ltd	Machinery Loan	2,394.15	1,091.44	8.15% to 9.25%	Loan consists of 58 separate loans that will be repaid within period of 1 Months to 36 Months with EMI ranging between INR 28,790 to INR 8,00,459
7	DCB Bank	Machinery Loan	914.53	426.36	9.65%	Loan consists of 6 separate loans that will be repaid within period of 32 Months with EMI ranging between INR 1,16,394 to INR 2,17,8572
8	HDFC Bank Ltd	Machinery Loan	3,290.37	2,137.41	8.15% to 10.50%	Loan consists of 61 separate loans that will be repaid within period of 17 Months to 23 Months with EMI ranging between INR 26,355 to INR 15,32,750
9	TATA Capital Financial Services Ltd.	Machinery Loan	1,055.51	642.89	7.65% to 11.50%	Loan consists of 9 separate loans that will be repaid within period of 10 Months to 22 Months with EMI ranging between INR 53,185 to INR 23,42,016
10	Tata Motors Finance Ltd.	Machinery Loan	28.05	21.12	9.00% to 9.06%	Loan consists of 2 separate loans that will be repaid within period of 34 Months to 35 Months with EMI ranging between INR 31,730 to INR 38,080
11	Yes Bank	Machinery Loan	654.46	86.25	7.59% to 8.75%	Loan consists of 8 separate loans that will be repaid within period of 1 Months to 6 Months with EMI ranging between INR 73,915 to INR 11,53,375
12	Bank of Baroda	Machinery Loan	5,316.94	4,325.12	7.5% to 8.85%	Loan consists of 102 separate loans that will be repaid within period of 15 Months to 48 Months with EMI ranging between INR 16,446 to INR 22,45,418
13	ICICI Bank Ltd.	Machinery Loan	194.60	126.23	10.80%	Loan consists of 8 separate loans that will be repaid within period of 22 Months with EMI ranging between INR 58,725 to INR 1,92,486
14	JOHN DEERE FINANCIAL INDIA PVT LTD.	Machinery Loan	2,499.99	1,549.98	6.96% to 8.30%	Loan consists of 7 separate loans that will be repaid within period of 19 Months TO 22 Months with EMI ranging between INR 3,01,072 to INR 30,61,420.
15	HDB Financial Services Ltd	Machinery Loan	854.78	472.19	9.50%	Loan consists of 15 separate loans that will be repaid within period of 33 Months with EMI ranging between INR 20,789 to INR 9,60,072.

SR. NO.	LENDER	NATURE OF FACILITY	SANCTION AMOUNT	AMOUNT OUTSTANDING AS ON 31ST MARCH, 2024	RATE OF INTEREST (P.A.)	REPAYMENT / MODIFICATION OF TERMS
16	Mahindra And Mahindra Financial Services	Machinery Loan	958.97	425.03	10.50% to 11.00%	Loan consists of 39 separate loans that will be repaid within period of 12 Months to 18 Months with EMI ranging between INR 22,812 to INR 2,03,845
17	The Federal Bank Ltd	Machinery Loan	125.76	125.76	9.50%	Loan consists of 2 separate loans that will be repaid within period of 60 Months with EMI ranging between INR 88,369 to INR 1,79,634
18	Kotak Mahindra Bank	Machinery Loan	1,060.41	911.00	7.87%	Loan consists of 8 separate loans that will be repaid within period of 28 Months to 32 Months with EMI ranging between INR 1,02,180 to INR 12,92,880
19	Sundaram Finance Limited	Machinery Loan	292.00	48.05	10.50% to 10.52%	Loan consists of 11 separate loans that will be repaid within period 5 Months to 6 Months with EMI ranging between INR 22,750 to INR 1,94,900

All the above secured loans are secured by exclusive charge on respective vehicle and/or Construction Equipment. Also the Personal Guarantee of promoter directors, namely , Pravin V. Patel and Arvind V. Patel given.

These Long Term Borrowings carries an interest rate of 6.90% to 11.50% p.a.

Note 18.2 Long Term Borrowings

(₹ in Lakhs)

SR. NO.	PARTICULARS	AS AT MARCH 31, 2024		
		TOTAL	NON-CURRENT	CURRENT
a)	"Senior, Secured, Unlisted 12.75% Redeemable Non Convertible Additional Debentures 1000 Additional Debentures of face value of INR 10,00,000 each (Net of transaction cost) (Refer Note no. 18)	10,000.00	10,000.00	-
b)	"Senior, Secured, Unlisted 12.75% Redeemable Non Convertible Additional Debentures II 1250 Additional Debentures-II of face value of INR 10,00,000 each (Net of transaction cost) (Refer Note no. 18)"	12,500.00	12,500.00	-
c)	Senior, Secured, Unlisted 8% Optionally Convertible Debenture	-	-	-

(₹ in Lakhs)

SR. NO.	PARTICULARS	AS AT MARCH 31, 2023		
		TOTAL	NON-CURRENT	CURRENT
a)	Senior, Secured, Unlisted 11.75% Redeemable Non Convertible Debenture Fund II Series 1 (Net of Transaction Cost)	2,480.46	2,480.46	-
b)	Senior, Secured, Unlisted 11.75% Redeemable Non Convertible Debenture Fund II Series 2 (Net of Transaction Cost)	12,390.24	12,390.24	-
c)	Senior, Secured, Unlisted 11.75% Redeemable Non Convertible Debenture Fund III (Net of Transaction Cost)	7,431.55	7,431.55	-
d)	Senior, Secured, Unlisted 14.50% Redeemable Non Convertible Debenture Series IB (Net of Transaction Cost)	2,500.00	-	2,500.00
e)	Senior, Secured, Unlisted 8% Optionally Convertible Debenture	4,322.76	-	4,322.76

Security:

- a first ranking pledge over the shares of the Issuer (together with all rights and privileges exercisable in connection with such shares) representing 26% of the equity share capital of the Issuer in terms of the Amended and Restated PIL Pledge Agreement;
- a first ranking pledge over the shares of PHMPL representing 100% of the equity share capital of PHMPL in terms of the Amended and Restated PHMPL Pledge Agreement;
- a first ranking charge over all forms of capital infusion (apart from equity share capital) into Identified HAM Projects, the Identified Project Companies, and PBNPL by way of hypothecation in terms of the Amended and Restated Deed of Hypothecation;
- a first ranking charge by way of hypothecation over the Surplus Cashflows in terms of the Amended and Restated Deed of Hypothecation;
- a non-disposal undertaking coupled with a power of attorney over the shares of SPV 1 representing 49% of equity share capital of SPV 1, on a fully diluted basis, in terms of SPV 1 NDU;
- a non-disposal undertaking coupled with a power of attorney over the shares of SPV 2 representing 49% of equity share capital of SPV 2, on a fully diluted basis, in terms of SPV 2 NDU;

- vii. a non-disposal undertaking coupled with a power of attorney over the PIL NDU Shares representing 25% of equity share capital of the Issuer, on a fully diluted basis, in terms of the Amended and Restated PIL NDU;
- viii. a second ranking charge by way of hypothecation over the EPC Receivables and PIL Escrow Account (Existing) (to the extent of such cash flows getting deposited in the PIL Escrow Account except the DSRA, the Additional DSRA Top-up Amount (as defined under the Additional Debenture Trust Deed II) and Surplus Cashflows deposited in the PIL Escrow Account (New)) in accordance with the Amended and Restated Deed of Hypothecation;
- ix. a first ranking charge by way of hypothecation over the PIL Escrow Account (New) in accordance with the Amended and Restated Deed of Hypothecation and the Escrow Account Agreement (PIL Escrow Account (New)) where the account is linked to the HAM Project Companies DP Accounts;
- x. a first ranking charge by way of hypothecation over the PHMPL Escrow Account (New) in accordance with the Amended and Restated Deed of Hypothecation and the Escrow Account Agreement (PHMPL Escrow Account (New)) where the account is linked to the HAM Project Companies DP Accounts;
- xi. a first ranking charge by way of hypothecation over the PHMPL Escrow Account and any sub-accounts (or any account in substitution thereof) that may be opened by PHMPL in accordance with this Deed and the Amended and Restated Escrow Account Agreement, in accordance with the Amended and Restated Deed of Hypothecation;
- xii. on and from the occurrence of a PIL Springing Pledge Event, a first ranking exclusive pledge over the PIL NDU Shares;
- xiii. a first ranking exclusive charge over the Surplus Cashflows (PBNPL) which shall in no event be less than INR 5,00,00,000 (Indian Rupees Five Crores) annually; and
- xiv. from the Mortgaged Property Substitution Date, a first ranking charge on the Mortgaged Property (Vemali Property) in terms of the Indenture of Mortgage (Vemali Property) which first ranking charge shall be shared pari passu to secure the other Entire Secured Obligations;
- xv. a first ranking exclusive charge over the DSRA;
- xvi. any other security that may be acceptable to the Common Security Trustee in accordance with the terms of the Additional Debenture Documents.
- xvii. until the Mortgaged Property Release Date, a first ranking charge on the Mortgaged Property, in terms of the Indenture of Mortgage, which first ranking charge is shared pari passu to secure the Entire Secured Obligations;
- xviii. a guarantee from the Promoters in favour of the Additional Debenture Trustee in terms of the Personal Guarantee;
- xix. a guarantee from the Corporate Guarantor in favour of the Additional Debenture Trustee in terms of the Corporate Guarantees;
- xx. a demand promissory note and letter of continuity, to be issued by the Issuer.

Note : Capitalised terms not defined herein below shall have the meaning ascribed to them under the Additional Debenture Trust Deed dated 8 February 2024 or the Additional Debenture Trust Deed II dated 8 February 2024, as the context may require.

Repayment Terms:

A. Redemption of 1000 Additional Debentures

Redemption of 1000 Additional Debentures shall be redeemed as per the schedule given hereunder:

DATE OF REDEMPTION	NO. OF DEBENTURES	REDEMPTION % OF DEBENTURES
17th October 2024	250	25%
30th April 2025	250	25%
31st July 2025	250	25%
19th October 2025	250	25%
Total	1000	100%

B. Redemption of 1250 Additional Debentures

Redemption of 1250 Additional Debentures shall be redeemed as per the schedule given hereunder:

DATE OF REDEMPTION	NO. OF DEBENTURES	REDEMPTION % OF DEBENTURES
31st January 2026	100	8%
30th April 2026	300	24%
31st June 2026	300	24%
31st August 2026	300	24%
17th October 2026	250	20%
Total	1250	100%

C Redemption of OCD

The OCDs (if outstanding) shall be mandatorily redeemed in full by the Issuer in 2 (two) equal quarterly instalments (each "Redemption Instalment") as set out in table under Schedule IV commencing at the end of the Principal Moratorium which shall be payable on the respective Interest Payment Date.

It is hereby further clarified that a Mandatory Redemption, Voluntary Redemption, and payment of any amounts therein resulting out of partial redemption of the OCDs, would render a reduction in the forthcoming Redemption Instalments and the Redemption Schedule as provided in Schedule IV of Section A shall be revised accordingly by the OCD Trustee and the Issuer shall be informed of such revision in the Redemption Schedule. Such revised redemption schedule shall replace the existing Redemption Schedule.

Each payment of a Redemption Instalment shall result in the proportional reduction in the face value of the OCDs or extinguishment of the relevant OCDs at the discretion of the OCD Trustee acting on Approved Instructions.

C.1 Redemption Schedule of OCD

SERIAL NO	SERIES IB REDEMPTION DATE(S)	REDEMPTION AMOUNT (% OF DEBENTURE AMOUNT)
1	Q15	50.00
2	Q16	50.00

C.2 Detailed terms and conditions are mentioned in executed Agreements and Deeds.

Note 18.3 Movement in transaction cost in accordance with Ind AS 109

(₹ in Lakhs)

PARTICULARS	AS AT MARCH 31, 2024	AS AT MARCH 31, 2023
(i) Movement of Transaction Cost in accordance with Ind AS 109		
Opening transaction cost	68.45	108.56
Add: Addition during the year	58.33	-
Less: Amortised during the year	(31.75)	(40.11)
Closing transaction cost for Additional Debentures	95.03	68.45
(ii) Movement of Transaction Cost in accordance with Ind AS 109		
Opening transaction cost	19.54	-
Add: Addition during the year	19.44	25.00
Less: Amortised during the year	(16.64)	(5.46)
Closing transaction cost for Additional Debentures II	22.34	19.54
(iii) Movement of Transaction Cost in accordance with Ind AS 109		
Opening transaction cost	109.76	-
Add: Addition during the year	97.22	125.00
Less: Amortised during the year	(36.15)	(15.24)
Closing Transaction cost for Additional Debentures II	170.84	109.76

Note 19 : Other Non current financial liabilities

(₹ in Lakhs)

PARTICULARS	AS AT MARCH 31, 2024	AS AT MARCH 31, 2023
Security deposits and retention money	328.33	4,723.80
Total	328.33	4,723.80

Note 19.1 Refer Note 34 for Related party transactions and outstanding balances.

Note 20 : Long term provisions

(₹ in Lakhs)

PARTICULARS	AS AT MARCH 31, 2024	AS AT MARCH 31, 2023
Provision for Gratuity	746.70	592.76
Provision for Compensated Absences	211.98	148.15
Total	958.67	740.91

Note 20.1 Refer Note 34 for Related party transactions and outstanding balances.

Note 21 : Other Non current liabilities

(₹ in Lakhs)

PARTICULARS	AS AT MARCH 31, 2024	AS AT MARCH 31, 2023
Advances from customers	223.91	16,209.17
Total	223.91	16,209.17

Note 21.1 Refer Note 34 for Related party transactions and outstanding balances.

Note 22 : Short Term Borrowings

(₹ in Lakhs)

PARTICULARS	AS AT MARCH 31, 2024	AS AT MARCH 31, 2023
a) Current Maturity of Long term borrowings (Secured)		
(i) Senior, Secured, Unlisted 8% Optionally Convertible Debenture	4,322.76	-
Balance at the beginning of the year	-	4,322.76
Add: Reclassified from Long term Borrowing (refer note 18)	(4,322.76)	-
Less : Repayment during the year	-	4,322.76
		-
(ii) Senior, Secured, Unlisted Redeemable Non Convertible Debentures	2,500.00	
Balance at the beginning of the year	-	2,500.00
Add: Reclassified from Long term Borrowing (refer note 18)	(2,500.00)	-
Less : Repayment during the year	-	2,500.00
(iii) Senior, Secured, Unlisted Non Convertible Additional Debentures II	-	-
Balance at the beginning of the year	2,500.00	-
Add: Reclassified from Long term Borrowing (refer note 18)	(22.34)	-
Less: Transaction Cost as per Ind As 109	-	-
Less : Repayment during the year	2,477.66	-
(iv) Term Loans		
- From Banks	4,194.21	4,433.46
- From Financial Institutions	2,638.88	2,749.73
	6,833.09	7,183.19
Total of Current Maturities of Long term borrowings (a)	9,310.75	14,005.95
b) Loans repayable on demand		
i) Secured		
-from Banks	37,350.86	32,369.56
ii) Unsecured		
-from Financial Institution	18,654.26	18,902.43
Total (b)	56,005.12	51,271.99
c) Loans and Advances from related party	974.44	86.96
Total (a+b+c)	66,290.31	65,364.90

NOTES TO STANDALONE FINANCIAL STATEMENT

Note 22.1 Short Term Borrowings

PATEL INFRASTRUCTURE LIMITED

CIN: U45201GJ2004PLC043955

(₹ in Lakhs)

Sr. No.	Particulars of Lenders	Nature of Facility	Sanction Limit	Amount Outstanding as on 31.03.2023	Mode of Repayment	Nature of Security
1	Punjab National Bank1	Fund based Limit	6,700.00	-	Repayable within 12 months subject to annual renewal	
2	Punjab National Bank1	Fund based Limit	6,700.00	3,220.00	Rollover of facility onevery 90 days	
3	Punjab National Bank1	Bill Discounting2	2,500.00	-	Repayable within 12 months subject to annual renewal	
4	Bank of Baroda	Fund based Limit	2,300.00	-	Rollover of facility on every 180 days	
5	Bank of Baroda	Fund based Limit	2,300.00	1,380.00	Repayable within 12 months subject to annual renewal	
6	Standard Chartered Bank3	Packing Credit	3,350.00	7,170.00	Rollover of facility on every 120 days	
7	Standard Chartered Bank3	Fund based Limit	1,020.00	50.00	Rollover of facility on every 120 days	
8	State Bank of India	Fund based Limit	2,650.00	847.38	Repayable on demand subject to annual renewal	
9	State Bank of India	Fund based Limit	2,650.00	1,599.75	Rollover of facility on every 180 days	
1	RBL Bank	Fund based Limit	2,000.00	-	Repayable on demand subject to annual renewal	
0	RBL Bank	Fund based Limit	2,000.00	2,000.00	Rollover of facility on every 90 days	
11	Federal Bank	Fund based Limit	1,000.00	380.82 600.00	1 Year Validity of sanction Rollover of facility on every 180 days	
1	Yes Bank	Fund based Limit	2,000.00	786.55 1,200.00	1 Year Validity of sanction Rollover of facility on every 180 days	
2						

Working Capital Limit Refer Note -1

NOTES TO STANDALONE FINANCIAL STATEMENT

Note 22.1 Short Term Borrowings

PATEL INFRASTRUCTURE LIMITED
CIN: U45201GJ2004PLC043955

Sr. No.	Particulars of Lenders	Nature of Facility	Sanction Limit	Amount Outstanding as on 31.03.2023	Mode of Repayment	Nature of Security
		Total	23,520.00	19,234.50		
14	PNB	Fund based Limit	7,500.00	5,296.11 456.19	1 Year Validity of sanction	
15	State Bank of India	Fund based Limit	5,000.00	3,024.08 1,960.10	Repayable on demand subject to annual renewal Rollover of facility on every 180 days	
16	Bank of Baroda	Fund based Limit	2,500.00	974.29 1,500.00	1 Year Validity of sanction Rollover of facility on every 180 days	
		Total	15,000.00	13,210.77		
17	The Co-Op Bank of Rajkot Ltd	Fund based Limit	4,500.00	4,029.75	Repayable on demand subject to annual renewal	Collateral Security in the form of Immovable Property provided by the Promoter.
18	DCB Bank	Fund based Limit	1,300.00	875.84	Rollover of facility on every 90 days	Unsecured
19	Mynd Solutions ⁴	Bill Discounting M1 Exchange	-	16,106.76	Rollover of facility on every 120 days to 180 days	Unsecured
20	Kotak Mahindra ⁵	Bill Discounting	562.06	-	Rollover of facility on every 90 days	Unsecured
21	Receivable Exchange of India	Bill Discounting	-	2,547.50	Rollover of facility on every between 120 Days to 180 days	Unsecured
22	Loans and Advances from related party	Working Capital	-	974.44	Repayable on demand subject to annual renewal	Unsecured

These Facilities (secured and unsecured) carries an interest rate of 8.55% to 11.45% p.a.

Detailed terms and conditions are mentioned in sanction letters.

Note: 1. Bill discounting limit given as sub-limit to the non-fund based limits sanctioned by Punjab National Bank (e-OBC)

2. Standard Chartered Bank's non-fund based working capital facilities are interchangeable to fund-based facilities on demand by the Company. Pursuant to this, the outstanding as on 31st March 2024 is including such interchangeable limits utilised by the Company.

Note 23 Trade Payables

(₹ in Lakhs)

PARTICULARS	AS AT MARCH 31, 2024	AS AT MARCH 31, 2023
(A) To Micro, Small and Medium Enterprises	2,352.48	-
(B) Operational buyers Credit and Suppliers' Credit (Letter of Credit)	9,093.16	9,737.61
(C) Others	32,724.27	40,774.20
Total	44,169.91	50,511.81

Note 23.1 : Trade Payable are payable on account of goods purchased and services availed in the normal course of business and including provisions where invoices are yet to be booked and certification of work is pending.

Note 23.2 : Refer note 34 for Related party transaction and outstanding balances.

Note 23.3 : Fair value of trade payable is not materially different from the carrying value presented.

Note 23.4 : Under the Micro, Small and Medium Enterprises Development Act, 2006, (MSMED) which came into force from 2 October 2006, certain disclosures are required to be made relating to Micro, Small and Medium enterprises. On the basis of the information and records available with the Management, there are no Micro, Small and Medium Enterprises, to whom the Company owes dues (including interest on outstanding dues) which are outstanding as at balance sheet date.

PARTICULARS	AS AT MARCH 31, 2024	AS AT MARCH 31, 2023
Principal remaining unpaid to any supplier as the year end	2,352.48	-
Interest due thereon	-	-
Amount of interest paid by company in terms of section 16 of the MSMED, along with the amount of the payment made to the supplier beyond the appointed day during the accounting year.	-	-
Amount of interest due and payable for the period of delay in making payment (which have been paid but beyond the appointed day during the period) but without adding the interest specified under the MSMED	-	-
Amount of interest accrued and remaining unpaid at the end of the accounting year / period.	-	-
Amount of further interest remaining due and payable even in succeeding years.	-	-

Note 23.5 : Operational Buyers' Credit and Suppliers' Credit (Letter of Credit) is availed from various banks. These trade credits are largely repayable upto 90 days from the date of draw down. Part of these facilities are secured by first pari passu charge over the present and future current assets of the Company.

Note 23.6 : Refer Note 34 for Related party transactions and outstanding balances.

Note 23.7 : Refer Note 23.7 for Ageing of Trade Payable.

Note 23.7 Trade Payable Ageing Schedule

1 PARTICULARS	NOT DUE	AS AT 31 ST MARCH, 2024 OUTSTANDING FOR FOLLOWING PERIODS FROM DUE DATE OF PAYMENT				TOTAL
		LESS THAN 1 YEAR	1-2 YEARS	2-3 YEARS	MORE THAN 3 YEARS	
(i) MSME	-	2,352.48	-	-	-	2,352.48
(ii) Others	4,579.21	31,129.06	5,677.78	326.83	104.54	41,817.43
(iii) Disputed dues-MSME	-	-	-	-	-	-

AS AT 31 ST MARCH, 2023 OUTSTANDING FOR FOLLOWING PERIODS FROM DUE DATE OF PAYMENT						
PARTICULARS	NOT DUE	LESS THAN 1 YEAR	1-2 YEARS	2-3 YEARS	MORE THAN 3 YEARS	TOTAL
(i) MSME	-	-	-	-	-	-
(ii) Others	-	45,496.60	5,015.21	-	-	50,511.81
(iii) Disputed dues-MSME	-	-	-	-	-	-
(iv) Disputed dues -Others	-	-	-	-	-	-

Note 24 : Other current financial liabilities

(₹ in Lakhs)

PARTICULARS	AS AT MARCH 31, 2024	AS AT MARCH 31, 2023
Employee related dues	1,085.03	482.05
Security deposits and retention money	18,060.49	10,623.98
Interest Accrued but not due	-	1,428.61
Debenture redemption premium	1,751.92	1,229.74
Total	20,897.44	13,746.38

Note 24.1: Refer Note 34 for Related party transactions and outstanding balances.

Note 24.2: Fair value of other current financial liabilities are not materially different from the carrying value presented.

Note 25 : Short term provisions

(₹ in Lakhs)

PARTICULARS	AS AT MARCH 31, 2024	AS AT MARCH 31, 2023
Provision for Gratuity	201.47	193.39
Provision for Compensated Absences	76.21	60.46
Total	277.69	253.85

Note 25.1: Refer Note 34 for Related party transactions.

Note 26 : Other current liabilities

(₹ in Lakhs)

PARTICULARS	AS AT MARCH 31, 2024	AS AT MARCH 31, 2023
Advances from customers	28,020.37	9,102.05
Statutory Dues payable	2,122.30	1,496.81
Total	30,142.66	10,598.86

Note 26.1: Refer Note 34 for Related party transactions and outstanding balances.

Note 27 : Revenue from Operations

(₹ in Lakhs)

PARTICULARS	FOR THE YEAR ENDED MARCH 31, 2024	FOR THE YEAR ENDED MARCH 31, 2023
Sale of Services		
Contract Revenue	2,78,324.46	191,296.65
Other Operating Revenue		
Material sales	16,361.76	6,439.43
Sale of Scrap	387.28	644.15
Total	2,95,073.50	198,380.23

Note 27.1: Refer Note 34 for Related party transactions.

Note 28 : Other Income

(₹ in Lakhs)

PARTICULARS	FOR THE YEAR ENDED MARCH 31, 2024	FOR THE YEAR ENDED MARCH 31, 2023
(A) Income on Financial Assets carried at Amortised Cost		
Interest on Deposits with Banks	1,108.37	453.12
Fair valuation of Security and Other Deposits	220.68	-
(B) Other Non-operating Income		
Profit from sale of items of Property, Plant and Equipments (net)	261.95	-
Income from Equipment Hiring	1,139.38	209.18
Other Interest	25.92	198.14
Miscellaneous Income	863.53	1,004.41
Profit arising on Investment measured at FVTPL (Refer note 28.2)	-	-
Insurance claim received	61.86	78.86
Profit on Sale of Investment	-	14.07
Expected Credit Loss written back	986.96	-
Net gain on account of foreign exchange fluctuation	-	0.88
Total	4,668.65	1,958.66

Note 28.1: Refer Note 34 for Related party transactions.

Note 28.2: Absolute figure is Rs. 428

Note 29 : Construction Expenses

(₹ in Lakhs)

PARTICULARS	FOR THE YEAR ENDED MARCH 31, 2024	FOR THE YEAR ENDED MARCH 31, 2023
Consumption of Construction Material	99,940.24	61,810.45
Inventory at the beginning of the year	32,530.60	17,342.47
Add: Purchases during the year	1,17,381.57	76,998.58
Less: Inventory at the end of the year	49,971.93	32,530.60
Material Consumed during the year	99,940.24	61,810.45
Other Construction Expenses		
Works and Labour Contracts	1,15,735.82	75,899.21
Rate & Taxes	1,124.23	1,349.58
Power and Fuel	15,417.96	12,872.75
Insurance Expenses	279.94	385.74
Technical Consultancy Charges	235.86	91.20
Consumption Spares, Tools & Consumables	4,989.70	3,271.06
Testing Charges	31.87	57.39
Running & Maintenance of Plant and Machinery	1,077.00	303.49
Machinery Hiring Charges	2,892.70	2,434.16
Other Construction Expenses	44.42	30.43
Total	2,41,769.74	1,58,505.46

Note 29.1 Refer Note 34 for Related party transactions.

Note 30 : Employee Benefits Expenses

(₹ in Lakhs)

PARTICULARS	FOR THE YEAR ENDED MARCH 31, 2024	FOR THE YEAR ENDED MARCH 31, 2023
Salaries, Wages and Incentives	12,460.14	9,597.70
Directors' Remuneration	762.34	822.89
Contributions to Provident and other fund	243.67	227.50
Gratuity expense	238.39	223.93
Compensated Absences	151.86	95.80
Staff Welfare Expenses	1,549.26	1,105.00
Total	15,405.66	12,072.82

Note 30.1 Refer Note 34 for Related party transactions.

Note 31 : Finance Costs

(₹ in Lakhs)

PARTICULARS	FOR THE YEAR ENDED MARCH 31, 2024	FOR THE YEAR ENDED MARCH 31, 2023
Interest on term loans	1,586.75	969.43
Interest on Senior, secured and unlisted debentures	6,652.94	3,950.49
Interest on Working Capital Facilities	4,526.52	2,585.12
Interest on Loans from Related Parties	119.86	8.61
Interest on Mobilization advances	1,079.52	590.09
Other Interest	778.00	783.84
Other Borrowing Costs	3,476.82	1,497.52
Interest on leased assets	7.23	18.08
Interest on statutory dues	5.53	2.18
Fair valuation of Security and Other Deposits	428.58	992.01
Total	18,661.75	11,397.38

Note 31.1 Refer Note 34 for Related party transactions.

Note 32 : Other Expenses

(₹ in Lakhs)

PARTICULARS	FOR THE YEAR ENDED MARCH 31, 2023	FOR THE YEAR ENDED MARCH 31, 2022
Advertisement Expenses	137.61	76.23
Donation Expenses (Refer Note 38)	8.46	289.78
Corporate Social Responsibility Expenses	237.89	303.09
Electricity Expenses	779.43	636.00
Expected Credit Loss	-	220.92
Security Service Charges	526.99	503.36
Loss arising on Investment measured at FVTPL (Refer note 32.2)	-	12.69
Payment to Auditors	47.56	34.50
Loss from sale of items of Property, plant and equipments (net)	-	1.59
Rent	735.62	479.08
Rates and Taxes	476.82	795.71
Insurance	293.60	198.24
Repair & Maintenance expense		
- For Buildings	0.49	3.46
- For Others	23.62	25.45
Communication Expenses	29.19	23.18
Travelling and Conveyance	724.63	587.11
Legal and Professional Charges	624.10	639.17
Stationery & Printing Expenses	11.89	7.72
Sundry debtors written off	-	2.20
Sitting Fees to Independent Directors	22.75	9.65
Software Maintenance Expense	121.04	100.05
Tender fees	26.50	20.12
Miscellaneous Expenses	312.64	249.88
Total	5,140.83	5,219.18

Note 32.1 Refer Note 34 for Related party transactions.

NOTES TO STANDALONE FINANCIAL STATEMENT

PATEL INFRASTRUCTURE LIMITED
CIN: U45201GJ2004PLC043955

Note 33: Disclosure in terms of Ind AS 115

- Revenue from Contracts with Customers

a) Desaggregation of Contract Revenue:

(₹ in Lakhs)

PARTICULARS	FOR THE YEAR ENDED MARCH 31, 2024	FOR THE YEAR ENDED MARCH 31, 2023
Based on geographical region		
India	2,78,324.46	1,91,296.65
Outside India	-	-
Total	2,78,324.46	1,91,296.65

(b) Contract Balances:

(₹ in Lakhs)

PARTICULARS	FOR THE YEAR ENDED MARCH 31, 2024	FOR THE YEAR ENDED MARCH 31, 2023
Receivables:		
- Non current (Gross)	-	-
- Current (Gross)	17,897.77	53,915.67
Contract Assets (Unbilled revenue- Current):		
Balance at the beginning of the year	50,910.32	32,462.32
Revenue recognised during the year	2,78,324.46	1,91,296.65
Less: Invoice raised during the year	2,57,601.75	1,72,848.65
Balance at the end of the year	71,633.03	50,910.32
Contract Liabilities:		
Advance from Customer		
- Non Current	223.91	16,209.17
- Current	28,020.37	9,102.05

(c) Revenue recognised during the year from the performance obligation satisfied upto previous year (arising out of contract modification) amounts to INR 2,78,324.46 Lakh (PY : INR 1,91,296.65 Lakh)

(d) Reconciliation of contracted price with revenue during the year:

(₹ in Lakhs)

PARTICULARS	FOR THE YEAR ENDED MARCH 31, 2024	FOR THE YEAR ENDED MARCH 31, 2023
Revenue as per contracted price	2,56,376.86	1,81,828.51
Adjustments		
Price Escalation	18,824.74	8,663.82
Change of Scope	3,122.86	804.33
Revenue from contract with customers	2,78,324.46	1,91,296.65

(e) Unsatisfied performance obligations:

The Company applies the practical expedient in paragraph 121 of Ind AS 115 and does not disclose information about remaining performance obligations where the Company has a right to consideration from customer in an amount that corresponds directly with the value to the customer of the Company's performance completed to date. Accordingly, the Company recognises revenue by an amount to which the Company has a right to invoice.

NOTES TO STANDALONE FINANCIAL STATEMENT

PATEL INFRASTRUCTURE LIMITED
CIN: U45201GJ2004PLC043955

Note 34 : Related Party Transactions

"Transactions with related parties for the year ended March 31, 2024 and year ended March 31, 2023 and Outstanding Balances as at March 31, 2024 and March 31, 2023:

PARTICULARS	FOR THE YEAR ENDED	FOR THE YEAR ENDED
	31/3/24	31/3/23
Subsidiary Companies	Patel Highway Management Private Limited	Patel Highway Management Private Limited
	Patel Bridge Nirman Private Limited	Patel Bridge Nirman Private Limited
	Patel Hospitality Private Limited	Patel Hospitality Private Limited
	Patel Cholopuram Thanjavur Highway Private Limited	Patel Cholopuram Thanjavur Highway Private Limited
	Patel Darah-Jhalawar Highway Private Limited (upto 06.02.2024)	Patel Darah-Jhalawar Highway Private Limited (upto 06.02.2024)
	Patel Sethiyahopu-Cholopuram Highway Private Limited	Patel Sethiyahopu-Cholopuram Highway Private Limited
	Patel Vadodara-Kim Expressway Private Limited (upto 06.02.2024)	Patel Vadodara-Kim Expressway Private Limited
	"Patel Concretetech Private Limited (w.e.f. 29.03.2024)"	-
Key Management Personnel (KMP)	Pravinbhai Patel (Chairman & Director)	Pravinbhai Patel (Chairman & Director)
	Arvindbhai Patel (Managing Director)	Arvindbhai Patel (Managing Director)
	Dineshbhai Vaviya (Director)	Dineshbhai Vaviya (Director)
	Madhubhai Vaviya (Director)	Madhubhai Vaviya (Director)
	Sureshbhai Vaviya (Director)	Sureshbhai Vaviya (Director)
	Nitin Patel (Director Finance)	Nitin Patel (Director Finance) (Appointed w.e.f 21.02.2023)
	Prahalad Ray Mundra (CFO) (Resigned w.e.f 30.04.2023)	Prahalad Ray Mundra (CFO) (Resigned w.e.f 30.04.2023)
	Nikunj Shah (CFO) (Appointed w.e.f 25.11.2023)	-
	Aswini Kumar Sahu (Company Secretary)	Aswini Kumar Sahu (Company Secretary)
PARTICULARS	FOR THE YEAR ENDED	FOR THE YEAR ENDED
	31/3/24	31/3/23
Relatives of KMP	Kaminiben Arvindbhai Patel - Wife of Arvindbhai Patel	Kaminiben Arvindbhai Patel - Wife of Arvindbhai Patel
	Smitaben Pravinbhai Patel - Wife of Pravinbhai Patel	Smitaben Pravinbhai Patel - Wife of Pravinbhai Patel
	Pravinbhai V Patel (HUF)	Pravinbhai V Patel (HUF)
	Arvindbhai V Patel (HUF)	Arvindbhai V Patel (HUF)
	Rekhaben Sureshbhai Vaviya - Wife of Sureshbhai Vaviya	Rekhaben Sureshbhai Vaviya - Wife of Sureshbhai Vaviya
	Sureshbhai P Vaviya (HUF)	Sureshbhai P Vaviya (HUF)
	Jay Pravinbhai Patel - Son of Pravinbhai Patel	Jay Pravinbhai Patel - Son of Pravinbhai Patel
	Radhika Nimitkumar Sanghani - Daughter of Pravinbhai Patel	Radhika Nimitkumar Sanghani - Daughter of Pravinbhai Patel

PARTICULARS	FOR THE YEAR ENDED	FOR THE YEAR ENDED
	31/3/24	31/3/23
Relatives of KMP	Manjulaben G Badhani - Sister of Pravinbhai Patel and Arvindbhai Patel	Manjulaben G Badhani - Sister of Pravinbhai Patel and Arvindbhai Patel
	Bhavnaben D Patel - Sister of Pravinbhai Patel and Arvindbhai Patel	Bhavnaben D Patel - Sister of Pravinbhai Patel and Arvindbhai Patel
	Krunal Arvindbhai Patel - Son of Arvindbhai Patel	Krunal Arvindbhai Patel - Son of Arvindbhai Patel
	Parth Arvindbhai Patel - Son of Arvindbhai Patel	Parth Arvindbhai Patel - Son of Arvindbhai Patel
	Krishna Dineshbhai Vaviya - Son of Dineshbhai Vaviya	Krishna Dineshbhai Vaviya - Son of Dineshbhai Vaviya
	Nikita Bhargav Bhavsar - Daughter of Dineshbhai Vaviya	Nikita Bhargav Bhavsar - Daughter of Dineshbhai Vaviya
	Janvi Dineshbhai Vaviya - Daughter of Dineshbhai Vaviya	Janvi Dineshbhai Vaviya - Daughter of Dineshbhai Vaviya
	Kasturben Zalavadiya - Sister of Dineshbhai Vaviya, Madhubhai Vaviya and Sureshbhai Vaviya	Kasturben Zalavadiya - Sister of Dineshbhai Vaviya, Madhubhai Vaviya and Sureshbhai Vaviya
	Vilasben Dhorajiya - Sister of Dineshbhai Vaviya, Madhubhai Vaviya and Sureshbhai Vaviya	Vilasben Dhorajiya - Sister of Dineshbhai Vaviya, Madhubhai Vaviya and Sureshbhai Vaviya
	Ramaben Dineshbhai Vaviya - Wife of Dineshbhai Vaviya	Ramaben Dineshbhai Vaviya - Wife of Dineshbhai Vaviya
	Rutv Madhubhai Vaviya - Son of Madhubhai Vaviya	Rutv Madhubhai Vaviya - Son of Madhubhai Vaviya
	Shweta Madhubhai Vaviya - Daughter of Madhubhai Vaviya	Shweta Madhubhai Vaviya - Daughter of Madhubhai Vaviya
	Aditi Madhubhai Vaviya - Daughter of Madhubhai Vaviya	Aditi Madhubhai Vaviya - Daughter of Madhubhai Vaviya
	Abhishek Sureshbhai Vaviya - Son of Sureshbhai Vaviya	Abhishek Sureshbhai Vaviya - Son of Sureshbhai Vaviya
	Sangitaben Madhubhai Vaviya - Wife of Madhubhai Vaviya	Sangitaben Madhubhai Vaviya - Wife of Madhubhai Vaviya
	Soham Patel - Wife of Jay P. Patel	Soham Patel - Wife of Jay P. Patel
	Megha Patel - Wife of Kunal A. Patel	Megha Patel - Wife of Kunal A. Patel
	Vishwa Patel - Wife of Parth A. Patel	Vishwa Patel - Wife of Parth A. Patel

PARTICULARS	FOR THE YEAR ENDED	FOR THE YEAR ENDED
	31/3/24	31/3/23
Enterprises over which KMP and/or Relatives of KMP are able to exercise significant Influence	V G Patel Foundation	V G Patel Foundation
	Patel Structural Private Limited	Patel Structural Private Limited
	The Trilium	The Trilium
	Swan Medicot LLP	Swan Medicot LLP
	Patel Taxcot Pvt Ltd	Patel Taxcot Pvt Ltd
	SPG Infracon Pvt. Ltd.	SPG Infracon Pvt. Ltd.
	Road Shield Pvt Ltd	Road Shield Pvt Ltd
	Solucio Infra Solutions Pvt. Ltd.	Solucio Infra Solutions Pvt. Ltd.
	Patcon Infra Pvt Ltd	Patcon Infra Pvt Ltd
	"Osat Pharma India LLP (w.e.f 16.01.2023)"	"Osat Pharma India LLP (w.e.f 16.01.2023)"
	Ennaar Infra Solutions LLP	Ennaar Infra Solutions LLP
	Reef Skin Care LLP (w.e.f. 08.05.2023)	-
	Patel Organix Private Limited (w.e.f. 19.05.2023)	-
	Bharatness Metal Crafts Llp (w.e.f. 02.06.2023)	-
	"Patel Steeltech Private Limited (w.e.f. 05.03.2024)"	-
	Swan Mediscience LLP (w.e.f. 21.03.2024)	-

Related Party Transactions : Subsidiary Companies

(₹ in Lakhs)

PARTICULARS	FOR THE YEAR ENDED	
	31/3/24	31/3/23
Investments in Equity Instrument		
Made during the period		
Patel Cholopuram Thanjavur Highway Private Limited		
Patel Concretech Private Limited	698.00	-
Taken back during the period	1.00	
Patel Darah-Jhalawar Highway Private Limited		
Patel Vadodara-Kim Expressway Private Limited	3,400.00	-
Closing Balance of Investment	5,200.00	-
Patel Highway Management Private Limited		
Patel Bridge Nirman Private Limited	755.20	755.20
Patel Hospitality Private Limited	490.99	490.99
Patel Cholopuram Thanjavur Highway Private Limited	1.00	1.00
Patel Darah-Jhalawar Highway Private Limited	4,738.00	4,040.00
Patel Sethiyahopu-Cholopuram Highway Private Limited	-	3,400.00
Patel Vadodara-Kim Expressway Private Limited	2,383.00	2,383.00
Patel Concretech Private Limited	-	5,200.00
	1.00	-
Investments (Other Equity)		
Made during the period		
Patel Cholopuram Thanjavur Highway Private Limited		
Patel Sethiyahopu-Cholopuram Highway Private Limited	4,165.00	630.00
Patel Darah-Jhalawar Highway Private Limited	1,682.00	1,051.00
Converted into equity during the period	-	150.00
Patel Cholopuram Thanjavur Highway Private Limited		
Converted into Debenture during the period	698.00	-
Patel Darah-Jhalawar Highway Private Limited		
Patel Vadodara-Kim Expressway Private Limited	10,234.05	-
Closing balance of Investments (Other Equity)	15,420.00	-
Patel Cholapuram Thanjavur Highway Private Limited		
Patel Sethiyahopu-Cholopuram Highway Private Limited	11,277.55	7,810.55
Patel Darah-Jhalawar Highway Private Limited	7,907.20	6,225.20
Patel Vadodara-Kim Expressway Private Limited	-	10,234.05
	-	15,420.00
Investments (Debenture)		
Made during the period		
Patel Darah-Jhalawar Highway Private Limited		
Patel Vadodara-Kim Expressway Private Limited	10,234.05	-
Taken back during the period	15,420.00	-
Patel Darah-Jhalawar Highway Private Limited		
Patel Vadodara-Kim Expressway Private Limited	10,234.05	-
Closing balance of Investments (Debenture)	15,420.00	-
Patel Darah-Jhalawar Highway Private Limited		
Patel Vadodara-Kim Expressway Private Limited	-	-
	-	-
Corporate Guarantees		
Released during the period		
Patel Vadodara-Kim Expressway Private Limited		
Patel Darah-Jhalawar Highway Private Limited	82,100.00	-
Outstanding at the end of period	53,934.00	-
Patel Vadodara-Kim Expressway Private Limited		
Patel Darah-Jhalawar Highway Private Limited	-	82,100.00
	-	53,934.00

Related Party Transactions : Subsidiary Companies

(₹ in Lakhs)

PARTICULARS	FOR THE YEAR ENDED	
	31/3/24	31/3/23
Bank Guarantees		
Given during the period		
Patel Darah-Jhalawar Highway Private Limited	-	598.25
Released during the period		
Patel Cholopuram Thanjavur Highway Private Limited	-	3,364.00
Patel Darah-Jhalawar Highway Private Limited	1,554.29	
Patel Vadodara-Kim Expressway Private Limited	-	3,327.00
Outstanding at the end of period		
Patel Cholopuram Thanjavur Highway Private Limited	672.80	672.80
Patel Sethiyahopu-Cholopuram Highway Private Limited	1,461.00	1,461.00
Patel Darah-Jhalawar Highway Private Limited	-	1,554.29
Mobilisation Advances		
Received during the period		
Patel Cholopuram Thanjavur Highway Private Limited	3,975.97	1,496.98
Patel Sethiyahopu-Cholopuram Highway Private Limited	4,471.86	1,630.68
Repaid during the period		
Patel Cholopuram Thanjavur Highway Private Limited	2,617.21	1,273.43
Patel Sethiyahopu-Cholopuram Highway Private Limited	4,864.39	1,822.27
Outstanding at the end of period		
Patel Cholopuram Thanjavur Highway Private Limited	2,855.74	1,496.98
Patel Sethiyahopu-Cholopuram Highway Private Limited	1,238.16	1,630.68
Other Advances		
Received during the period		
Patel Cholopuram Thanjavur Highway Private Limited	8,318.25	-
Patel Sethiyahopu-Cholopuram Highway Private Limited	7,900.10	-
Repaid during the period		
Patel Cholopuram Thanjavur Highway Private Limited	5,351.67	-
Patel Sethiyahopu-Cholopuram Highway Private Limited	4,678.00	-
Outstanding at the end of period		
Patel Cholopuram Thanjavur Highway Private Limited	2,966.58	-
Patel Sethiyahopu-Cholopuram Highway Private Limited	3,222.10	-
COS Advances		
Repaid during the period		
Patel Cholopuram Thanjavur Highway Private Limited	-	75.28
Outstanding at the end of period		
Patel Sethiyahopu-Cholopuram Highway Private Limited	64.24	64.24
Trade Receivables		
Patel Highway Management Private Limited	2.30	2.30
Patel Bridge Nirman Private Limited	122.01	74.87
Patel Sethiyahopu-Cholopuram Highway Private Limited	5,585.08	4,185.46
Patel Darah-Jhalawar Highway Private Limited	-	879.61
Patel Cholopuram Thanjavur Highway Private Limited	2,894.67	9,615.02
Patel Vadodara-Kim Expressway Private Limited	-	599.95
Trade Payable		
Patel Highway Management Private Limited	389.48	407.58
Patel Vadodara-Kim Expressway Private Limited		
Loans		
Given During the period		168.00
Patel Hospitality Private Limited	-	-
Patel Concrettech Private Limited	75.00	
Received Back During the period		191.68
Patel Hospitality Private Limited	-	
Outstanding at the end of period		
Patel Concrettech Private Limited	75.00	-

PARTICULARS	FOR THE YEAR ENDED	
	31/3/24	31/3/23
Security deposits : Retained During the period		
Patel Sethiyahopu-Cholopuram Highway Private Limited	73.45	202.09
Patel Darah-Jhalawar Highway Private Limited	3.36	136.31
Patel Cholopuram Thanjavur Highway Private Limited	18.98	222.41
Patel Vadodara-Kim Expressway Private Limited	395.93	452.59
Security deposits : Released During the period		
Patel Sethiyahopu-Cholopuram Highway Private Limited	96.23	105.98
Patel Darah-Jhalawar Highway Private Limited	193.27	708.66
Patel Cholopuram Thanjavur Highway Private Limited	20.87	61.25
Patel Vadodara-Kim Expressway Private Limited	299.09	986.65
Security deposits : Outstanding at the end of period		
Patel Highway Management Private Limited	187.00	187.00
Patel Bridge Nirman Private Limited	46.25	46.25
Patel Sethiyahopu-Cholopuram Highway Private Limited	288.53	311.31
Patel Darah-Jhalawar Highway Private Limited	33.86	223.78
Patel Cholopuram Thanjavur Highway Private Limited	317.99	319.87
Patel Vadodara-Kim Expressway Private Limited	-	189.21
Sub Contracting Income		
Patel Bridge Nirman Private Limited	475.34	781.25
Patel Sethiyahopu-Cholopuram Highway Private Limited	16,645.60	15,364.13
Patel Darah-Jhalawar Highway Private Limited	441.20	4,378.26
Patel Cholopuram Thanjavur Highway Private Limited	31,458.35	14,269.22
Patel Vadodara-Kim Expressway Private Limited	7,430.93	16,000.88
Operation & Maintenance Income		
Patel Bridge Nirman Private Limited	1,636.75	-
Patel Sethiyahopu-Cholopuram Highway Private Limited	144.54	134.61
Patel Darah-Jhalawar Highway Private Limited	225.29	303.13
Patel Cholopuram Thanjavur Highway Private Limited	257.30	120.97
Patel Vadodara-Kim Expressway Private Limited	523.94	-
Interest Expenses on Mobilisation Advance		
Patel Cholopuram Thanjavur Highway Private Limited	363.21	56.27
Patel Sethiyahopu-Cholopuram Highway Private Limited	232.13	57.90

Related Party Transactions : Relatives of KMP

(₹ in Lakhs)

PARTICULARS	FOR THE YEAR ENDED	
	31/3/24	31/3/23
Loans received from Key management personnel		
Pravinbhai Patel	250.00	323.48
Arvindbhai Patel	800.00	824.82
Dineshbhai Vaviya	2.04	1.87
Madhubhai Vaviya	0.11	0.10
Sureshbhai Vaviya	0.94	1.25
Repaid during the period		
Pravinbhai Patel	50.00	325.23
Arvindbhai Patel	120.30	825.31
Dineshbhai Vaviya	0.20	0.19
Madhubhai Vaviya	0.01	0.01
Sureshbhai Vaviya	0.49	0.09
Outstanding at the end of period		
Pravinbhai Patel	200.00	(0.00)
Arvindbhai Patel	679.70	-
Dineshbhai Vaviya	22.27	20.43
Madhubhai Vaviya	1.16	1.06
Sureshbhai Vaviya	10.24	9.79
Maximum Balance of Loans		
Pravinbhai Patel	250.00	215.11
Arvindbhai Patel	733.91	681.50
Dineshbhai Vaviya	22.27	20.43
Madhubhai Vaviya	1.16	1.06
Sureshbhai Vaviya	10.24	9.40
Remuneration		
Pravinbhai Patel	300.00	300.00
Arvindbhai Patel	300.00	300.00
Dineshbhai Vaviya	-	72.04
Nitinkumar Rameshchandra Patel	12.00	1.29
Prahalad Ray Mundra	12.02	77.59
Nikunj Shah	39.56	-
Aswini Kumar Sahu	38.88	34.53
Interest Expense		
Pravinbhai Patel	40.11	14.98
Arvindbhai Patel	70.47	48.69
Dineshbhai Vaviya	2.04	1.87
Madhubhai Vaviya	0.11	0.10
Sureshbhai Vaviya	0.94	0.86
Insurance premium paid towards key man term policy taken by Company		
Pravinbhai Patel	1.05	11.50
Arvindbhai Patel	1.05	4.23
Dineshbhai Vaviya	0.30	0.30
Madhubhai Vaviya	0.30	1.78
Sureshbhai Vaviya	0.30	2.26

Amount payable : Key Management Personnel

(₹ in Lakhs)

PARTICULARS	FOR THE YEAR ENDED	
	31/3/24	31/3/23
Salary Payable		
Pravinbhai Patel (Advance)	(182.45)	(40.42)
Arvindbhai Patel (Advance)	(90.58)	15.91
Nitinkumar Rameshchandra Patel	0.88	1.29
Prahalad Ray Mundra	-	3.33
Nikunj Shah	4.36	-
Aswini Kumar Sahu	2.38	2.35
Defined Benefit Obligation payable:		
Pravinbhai Patel	20.00	20.00
Arvindbhai Patel	20.00	19.34
Nitinkumar Rameshchandra Patel	0.15	0.01
Aswini Kumar Sahu	2.10	4.97
Nikunj Shah	0.15	-

Related Party Transactions : Relatives of KMP

PARTICULARS	FOR THE YEAR ENDED	
	31/3/24	31/3/23
Loans received from Key management personnel		
Pravinbhai V Patel (HUF)	0.10	0.09
Arvindbhai V Patel (HUF)	1.69	1.55
Sureshbhai P Vaviya (HUF)	0.08	0.23
Smt. Kaminiben A Patel	3.14	2.93
Rekhaben S Vaviya	1.18	1.09
Loans Repaid during the year		
Pravinbhai V Patel (HUF)	0.01	0.01
Arvindbhai V Patel (HUF)	0.17	0.15
Sureshbhai P Vaviya (HUF)	0.10	0.03
Smt. Kaminiben A Patel	0.89	0.29
Rekhaben S Vaviya	0.12	0.11
Outstanding at the end of period		
Pravinbhai V Patel (HUF)	1.05	0.96
Arvindbhai V Patel (HUF)	18.38	16.86
Sureshbhai P Vaviya (HUF)	1.28	1.30
Smt. Kaminiben A Patel	34.22	31.97
Rekhaben S Vaviya	12.91	11.85
Maximum Balance of Loans		
Pravinbhai V Patel (HUF)	1.05	0.96
Arvindbhai V Patel (HUF)	18.38	16.86
Sureshbhai P Vaviya (HUF)	1.28	1.30
Smt. Kaminiben A Patel	34.22	31.97
Rekhaben S Vaviya	12.91	11.85

Amount payable : Key Management Personnel

(₹ in Lakhs)

PARTICULARS	FOR THE YEAR ENDED	
	31/3/24	31/3/23
Salary		
Krunal A Patel	55.68	55.68
Parth A Patel	38.98	38.98
Jay P Patel	55.68	55.68
Interest		
Pravinbhai V Patel (HUF)	0.10	0.09
Arvindbhai V Patel (HUF)	1.69	1.55
Sureshbhai P Vaviya (HUF)	0.08	0.23
Smt. Kaminiben A Patel	3.14	2.93
Smt. Rekhaben S Vaviya	1.18	1.09

Insurance premium paid towards key man term policy taken by Company

(₹ in Lakhs)

PARTICULARS	FOR THE YEAR ENDED	
	31/3/24	31/3/23
Insurance premium paid for key man term policy	10.57	32.52
Krunal A Patel	20.79	11.40
Parth A Patel	7.92	28.06
Jay P Patel	-	0.98
Abhishek S. Vaviya		
Defined Benefit Obligation payable:		
Krunal A Patel	15.98	14.35
Parth A Patel	10.69	9.36
Jay P Patel	14.10	12.41

Amount payable : Relatives of KMP

(₹ in Lakhs)

PARTICULARS	FOR THE YEAR ENDED	
	31/3/24	31/3/23
Salary		
Krunal A Patel (Advance)	(2.20)	3.87
Parth A Patel (Advance)	(14.53)	1.12
Jay P Patel (Advance)	(17.68)	0.07

Related Party Transactions : Enterprises over which KMP and/or Relatives of KMP are able to exercise significant Influence

PARTICULARS	FOR THE YEAR ENDED	
	31/3/24	31/3/23
Trade Payable		
Patel Structural Private Limited	100.89	135.09
Road Shield Pvt Ltd	1,231.98	5,367.95
SPG Infracon Pvt Ltd	7,827.23	7,857.27
Solucio Infra Solutions Pvt Ltd	1,193.95	184.05
Ennaar Infra Solutions LLP (Advance)	(29.07)	
Security Deposits		
Outstanding at the end of period		
Patel Structural Private Limited	43.69	20.28
Advances		
Given during the year		
SPG Infracon Pvt Ltd	41.28	825.42
Solucio Infra Solutions Pvt Ltd	-	20.00
Released during the year		
SPG Infracon Pvt Ltd	776.30	211.36
Solucio Infra Solutions Pvt Ltd	20.00	-
Outstanding at the end of period		
SPG Infracon Pvt Ltd	290.40	1,025.42
Solucio Infra Solutions Pvt Ltd	-	20.00
Material Sales Income		
Road Shield Pvt Ltd	243.58	860.83
SPG Infracon Pvt Ltd	8,786.33	4,286.62
Solucio Infra Solutions Pvt Ltd	4,551.87	134.30
Other Misc Income		
Road Shield Pvt Ltd	-	0.01
SPG Infracon Pvt Ltd	712.73	952.90
Sub Contracting Expenses		
Road Shield Pvt Ltd	3,530.39	2,554.21
SPG Infracon Pvt Ltd	18,001.31	10,960.20
Patel Structural Private Limited	-	101.05
Solucio Infra Solutions Pvt Ltd	-	389.93
Ennaar Infra Solutions LLP	490.63	-
Professional Fees expenses		
Ennaar Infra Solutions LLP	147.00	-
Trade Receivable		
Patel Structural Private Limited	94.17	85.78
Road Shield Pvt Ltd	3,178.16	6,872.87
The Trillium	9.07	9.07
SPG Infracon Pvt Ltd	10,162.40	7,250.37
Solucio Infra Solutions Pvt Ltd	2,014.08	81.00
Retention Money Payable		
Road Shield Pvt Ltd	721.42	462.10
SPG Infracon Pvt Ltd	498.02	445.89
Solucio Infra Solutions Pvt Ltd	237.31	116.46
Ennaar Infra Solutions LLP	3.36	-
Withheld Payable		
Road Shield Pvt Ltd	495.98	82.83
SPG Infracon Pvt Ltd	569.16	92.25
Solucio Infra Solutions Pvt Ltd	39.87	340.39
Donation Given		
V G Patel Foundation	91.00	315.21

NOTES TO STANDALONE FINANCIAL STATEMENT

PATEL INFRASTRUCTURE LIMITED
CIN: U45201GJ2004PLC043955

Note 35 - Financial Instruments and Fair Value Measurement

A. CATEGORIES OF FINANCIAL INSTRUMENTS

(₹ in Lakhs)

PARTICULARS	AMOUNT AS AT MARCH 31, 2024			
	FAIR VALUE THROUGH PROFIT & LOSS	FAIR VALUE THROUGH OTHER COMPREHENSIVE INCOME	AMORTISED COST	TOTAL
Financial Assets				
(i) Investments	-	-	27,612.10	27,612.10
(ii) Trade receivables	-	-	17,802.18	17,802.18
(iii) Cash and cash equivalents	-	-	6,333.03	6,333.03
(iv) Other financial assets	-	-	21,795.39	21,795.39
(v) Bank balance other than (iii) above	-	-	13,494.38	13,494.38
(vi) Loans	-	-	1,290.98	1,290.98
Total	-	-	88,328.05	88,328.05
Financial liabilities				
(i) Trade payables	-	-	44,169.91	44,169.91
(ii) Borrowings	-	-	94,473.81	94,473.81
(iii) Other financial liabilities	-	-	21,225.77	21,225.77
(iv) Leased Liabilities	-	-	67.28	67.28
Total	-	-	1,59,936.76	1,59,936.76

(₹ in Lakhs)

PARTICULARS	AMOUNT AS AT MARCH 31, 2024			
	FAIR VALUE THROUGH PROFIT & LOSS	FAIR VALUE THROUGH OTHER COMPREHENSIVE INCOME	AMORTISED COST	TOTAL
Financial Assets				
(i) Investments	-	-	56,018.15	56,018.15
(ii) Trade receivables	-	-	52,833.12	52,833.12
(iii) Cash and cash equivalents	-	-	2,298.69	2,298.69
(iv) Other financial assets	-	-	9,722.60	9,722.60
(v) Bank balance other than (iii) above	-	-	11,752.45	11,752.45
(vi) Loans	-	-	11.70	11.70
Total	-	-	1,32,636.70	1,32,636.70
Financial liabilities				
(i) Trade payables	-	-	50,511.81	50,511.81
(ii) Borrowings	-	-	99,614.14	99,614.14
(iii) Other financial liabilities	-	-	18,488.18	18,488.18
(iv) Leased Liabilities	-	-	129.84	129.84
Total	-	-	1,68,743.98	1,68,743.98

B) FAIR VALUE HIERARCHY

The following table presents fair value hierarchy of assets and liabilities measured at fair value on a recurring basis as at March 31, 2024:

PARTICULARS	FAIR VALUE MEASUREMENT AS AT MARCH 31, 2024		
	LEVEL 1	LEVEL 2	LEVEL 3
Financial assets measured at Fair Value Through Profit and Loss (FVTPL)			
Investments	-	-	-

*Absolute amount of carrying value of investment pertaining to Reliance Power Limited is of INR 677.64.

The following table presents fair value hierarchy of assets and liabilities measured at fair value on a recurring basis as at March 31, 2023:

PARTICULARS	FAIR VALUE MEASUREMENT AS AT MARCH 31, 2024		
	LEVEL 1	LEVEL 2	LEVEL 3
Financial assets measured at Fair Value Through Profit and Loss (FVTPL)			
Investments	-	-	-

*Absolute amount of carrying value of investment pertaining to Reliance Power Limited is of INR 249.24.

Valuation technique used to determine fair value:

Level 1 : It includes Investment in equity shares and mutual fund that has a quoted price and which are actively traded on the stock exchanges. It is been valued using the closing price as at the reporting period on the stock exchanges.

Level 2 : The fair value of financial instruments that are not traded in an active market is determined using valuation techniques which maximise the use of observable market data and rely as little as possible on entity-specific estimates. If all significant inputs required to fair value an instrument are observable, the instrument is included in level 2.

Level 3 : These instruments are valued based on significant unobservable inputs whereby future cash flows are discounted using appropriate discount rate.

When measuring the fair value of an asset or a liability, the Company uses observable market data as far as possible. If the inputs used to measure the fair value of an asset or a liability fall into different levels of the fair value hierarchy, then the fair value measurement is categorised in its entirety in the same level of the fair value hierarchy as the lowest level input that is significant to the entire measurement.

C) CAPITAL MANAGEMENT

- For the purpose of the Company's capital management, capital includes issued equity capital and all other equity reserves attributable to the equity holders of the Company. The Company strives to safeguard its ability to continue as a going concern so that they can maximize returns for the shareholders and benefits for other stake holders. The Company aims to maintain an optimal capital structure through combination of debt and equity in a manner so as to minimize the cost of capital.
- Consistent with others in the industry, the Company monitors its capital using Gearing Ratio, Net Debt (Short Term and Long Term Borrowings including Current maturities) divided by Total Equity (Capital plus Net Debt).

(₹ in Lakhs)

JOINT OPERATION	AS AT MARCH 31, 2024	AS AT MARCH 31, 2023
Long Term Borrowings (Refer Note 18, 24)	37,494.25	48255.19
Short Term Borrowings (Refer Note 22)	56,979.56	51358.95
Less: Cash & Cash Equivalents (Refer Note 12)	6,333.03	2298.69
Net Debt	88,140.78	97315.45
 Total equity	 86,759.88	 80211.48
 Total Capital	 86,759.88	 80211.48
 Gearing Ratio	 1.02	 1.21

- In order to achieve this overall objective, the Company's capital management, amongst other things, aims to ensure that it meets financial covenants attached to the borrowings that define the capital structure requirements.

D. FINANCIAL RISK MANAGEMENT OBJECTIVES AND POLICIES

The Company's principal financial liabilities comprise loans and borrowings, trade and other payables. The main purpose of these financial liabilities is to finance the Company's operations and to support its operations. The Company's financial assets include trade and other receivables, and cash & cash equivalents that derive directly from its operations.

The Company is exposed to market risk, credit risk and liquidity risk. The Company's senior management oversees the management of these risks. The Company's senior management is supported by a Current Corporate Affairs Committee that advises on financial risks and the appropriate financial risk governance framework for the Company. This committee provides assurance to the Company's senior management that the Company's financial risk activities are governed by appropriate policies and procedure and that financial risks are identified, measured and managed in accordance with the Company's policies and risk objectives. The Board of Directors reviews and agrees policies for managing each risk, which are summarised as below:

1. Market Risk

Market risk is the risk that the fair value of future cash flows of a financial instrument will fluctuate because of changes in market prices. Market risk comprises of interest rate risk, foreign currency risk and commodity risk.

1.1 Interest Rate Risk

Interest rate risk is the risk that the fair value or future cash flows of a financial instrument will fluctuate because of changes in market interest rates. The Company's exposure to the risk of changes in market interest rates relates primarily to the Company's working capital obligations with floating interest rates. The Company is carrying its working capital borrowings primarily at variable rate. The Company expects the variable rate to decline, accordingly the Company is currently carrying its loans at variable interest rates.

The sensitivity analysis have been carried out based on the exposure to interest rates for loans carried at variable rate.

PARTICULARS	AS AT MARCH 31, 2024	AS AT MARCH 31, 2023
Financial Liabilities:		
a) Variable Rate Borrowings (₹ in Lakhs)	38,325.30	32,456.52
% change in interest rates	0.50%	0.50%
Impact on Profit for the year (₹ in Lakhs)	191.63	162.28
b) Fixed Rate Borrowings (₹ in Lakhs)	35,016.59	41,432.43
Financial Assets:		
a) Fixed Rate deposits with bank (₹ in Lakhs)	14,973.80	12,488.71

1.2 Foreign Currency Risk

Foreign currency risk is the risk that the fair value or future cash flows of an exposure will fluctuate because of changes in foreign exchange rates. The Company does not have significant exposure in foreign currency. The details of the same have been given in Note 40 of Annexure V.

1.3 Commodity Risk

The Company is affected by price volatility of certain commodities such as Bitumen, Cement and Steel (Iron & Steel) etc. Its operating activities require the on-going purchase or continuous supply of such commodities. There the Company monitors its purchases closely to optimize the prices. The risk of price fluctuations in commodities is mitigated by the price escalation clause as included in the contracts with the customers.

The Company is effected by the price volatility of certain commodities such as Bitumen, Cement and Steel (Iron & Steel) etc.

(₹ in Lakhs)

PARTICULARS	AS AT MARCH 31, 2024	AS AT MARCH 31, 2023
Bitumen	983.19	866.16
Cement	154.92	296.59
Steel (Iron & Steel)	18,278.81	15,590.48

The sensitivity analysis below have been determine based on reasonably possible changes in price of the respective commodity occurring at the end of reporting period, while holding all other assumption constant.

(₹ in Lakhs)

PARTICULARS	PRICE VARIATION	AS AT MARCH 31, 2024	AS AT MARCH 31, 2023
Bitumen	5%	49.16	43.31
Cement	5%	7.75	14.83
Steel (Iron & Steel)	5%	913.94	779.52

2 Credit Risk

Credit risk is the risk that counterparty will not meet its obligations under a financial instrument or customer contract, leading to a financial loss. The Company is having majority of the receivables from Government Authorities and hence they are secured from credit losses in the future.

3 Liquidity Risk

The Company monitors its risk of a shortage of funds by estimating the future cash flows. The Company's objective is to maintain a balance between continuity of funding and flexibility through the use of bank overdrafts, cash credit facilities and bank loans. The Company has access to a sufficient variety of sources of funding.

The table below summarises the maturity profile of the Company's financial liabilities based on contractual undiscounted payments.

(₹ in Lakhs)

PARTICULARS	WITHIN 1 YEAR	2 TO 5 YEAR	MORE THAN 5 YEAR	CARRYING AMOUNT
As at March 31, 2024				
Borrowings	66,290.31	28,183.50	-	94,473.81
Trade Payables	44,169.91	-	-	44,169.91
Other Financial Liabilities	20,897.44	328.33	-	21,225.77
Leased Liabilities	50.50	16.78	-	67.28
As at March 31, 2023				
Borrowings	65,364.90	34,249.25	-	99,614.14
Trade Payables	50,511.81	-	-	50,511.81
Other Financial Liabilities	13,764.38	4,723.80	-	18,488.18
Leased Liabilities	97.17	32.68	-	129.84

NOTES TO STANDALONE FINANCIAL STATEMENT

PATEL INFRASTRUCTURE LIMITED
CIN: U45201GJ2004PLC043955

Note 36 : Employee Benefits

A. Defined Contribution Plan

The Company's contribution to Provident Fund aggregating Rs. 243.67 Lakhs (March 31, 2023 INR 227.50 Lakh) has been recognised in the Statement of Profit or Loss under the head Employee Benefits Expense.

B. Defined Benefit Plan:

Gratuity

The Company operates a defined benefit plan (the Gratuity plan) covering eligible employees, which provides a lump sum payment to vested employees at retirement, death, incapacitation or termination of employment, of an amount based on the respective employee's salary and the tenure of employment.

The status of gratuity plan as required under Ind AS-19 :

(₹ in Lakhs)

PARTICULARS	AS AT MARCH 31, 2024	AS AT MARCH 31, 2023
i. Reconciliation of Opening and Closing Balances of defined benefit obligation		
Present Value of Defined Benefit Obligations at the beginning of the Year	792.31	902.39
Current Service Cost	188.33	167.88
Past service Cost		
Interest Cost	50.28	45.67
Benefit paid	(82.35)	(66.68)
Change in financial assumptions	4.94	(34.94)
Change in demographic assumption		
Experience variance (i.e. Actual experience vs assumptions)	31.11	(225.01)
Present Value of Defined Benefit Obligations at the end of the Year	984.62	792.31

PARTICULARS	AS AT MARCH 31, 2024	AS AT MARCH 31, 2023
ii. Reconciliation of the Present value of defined benefit obligation and Fair value of plan assets		
Present Value of Defined Benefit Obligations at the end of the Year	984.62	792.31
Fair Value of Plan assets at the end of the Year	(36.45)	(22.86)
Net Asset / (Liability) recognized in balance sheet as at the end of the Year	948.17	769.45

PARTICULARS	AS AT MARCH 31, 2024	AS AT MARCH 31, 2023
iii. Gratuity Cost for the Year		
Current service cost	188.33	167.88
Interest Cost	50.06	47.64
Past service Cost		
Expenses recognised in the income statement	238.39	215.53

PARTICULARS	AS AT MARCH 31, 2024	AS AT MARCH 31, 2023
iv. Other Comprehensive Income		
Actuarial (Gain) / loss		
Change in financial assumptions	4.94	(34.94)
Change in demographic assumption		-
Experience variance (i.e. Actual experience vs assumptions)	31.11	(225.01)
Return on plan assets, excluding amount recognised in net interest expense	5.84	8.82
Components of defined benefit costs recognised in other comprehensive income	41.89	(251.13)

PARTICULARS	AS AT MARCH 31, 2024	AS AT MARCH 31, 2023
v. Actuarial Assumptions		
Discount Rate (per annum)	7.15%	7.30%
Annual Increase in Salary Cost	10.00%	10.00%
Rate of Employee Turnover	25.00%	25.00%

Mortality Rates as given under Indian Assured Lives Mortality (2012-14.)
Ultimate Retirement Age 60 Years.

vi. Sensitivity Analysis

Significant actuarial assumptions for the determination of the defined benefit obligation are discount rate, expected salary increase and attrition rate. The sensitivity analysis below have been determined based on reasonably possible changes of the assumptions occurring at the end of the reporting year, while holding all other assumptions constant. The results of sensitivity analysis is given below:

(₹ in Lakhs)

PARTICULARS	AS AT MARCH 31, 2024	AS AT MARCH 31, 2023
Defined Benefit Obligation(Base)	984.62	792.31

(₹ in Lakhs)

PARTICULARS	AS AT MARCH 31, 2024		AS AT MARCH 31, 2023	
	DECREASE	INCREASE	DECREASE	INCREASE
Discount Rate (- / + 1%)	(31.92)	34.40	(25.73)	27.70
(% change compared to base due to sensitivity)	-3.24%	3.49%	-3.25%	3.50%
Salary Growth Rate (- / + 1%)	31.51	(30.00)	25.66	(24.25)
(% change compared to base due to sensitivity)	3.20%	-3.05%	3.24%	-3.06%
Withdrawal Rate (-/+10%)	(19.35)	21.77	(14.71)	16.43
(% change compared to base due to sensitivity)	-1.97%	2.21%	-1.86%	1.67%

vii. Effect of Plan on Entity's Future Cash Flows

a) Maturity Profile of Defined Benefit Obligation

Weighted Average duration of the defined benefit obligation - 3.34 years (Previous year 3.41 years)

(₹ in Lakhs)

PARTICULARS	AS AT MARCH 31, 2024	AS AT MARCH 31, 2023
Duration of the defined benefit obligation		
1st Following Year	199.88	199.89
2nd Following year	141.78	126.30
3rd Following Year	110.28	113.72
4th Following Year	93.54	83.60
5th Following Year	86.65	66.97
Above 5	352.49	201.83
Total	984.62	792.31

The discount rate is based on the prevailing market yields of Government of India's securities as at the balance sheet date for the estimated term of the obligations.

The defined plans expose the Company to actuarial risks such as Interest rate risk, Salary risk, Investment risk.

Interest rate risk:

A fall in the discount rate which is linked to the G.Sec. Rate will increase the present value of the liability requiring higher provision. A fall in the discount rate generally increase the mark to market value of the assets depending on the duration of asset.

Salary Risk:

The present value of the defined benefit plan liability is calculated by reference to the future salaries of members. As such, an increase in the salary of the members more than assumed level will increase the plan's liability.

Investment Risk:

The present value of the defined benefit plan liability is calculated using a discount rate which is determined by reference to market yields at the end of the reporting period on government bonds. If the return on plan asset is below this rate, it will create a plan deficit. Currently, for the plan in India, it has a relatively balanced mix of investments in government securities, and other debt instruments.

b) Other Long Term Employee Benefits

Amount of Rs 151.86 Lakhs (previous year: Rs (95.80) Lakhs) towards compensated absences is recognised as an expense and included in "Employee benefits expense" in the Statement of Profit and Loss.

Note 37 : Corporate Social Responsibility (CSR)

As per Section 135 of the Companies Act, 2013, a Corporate Social Responsibility (CSR) committee has been formed by the Company. Following are the details of CSR contribution required to be made and the contribution made by the Company during the year.

(₹ in Lakhs)

PARTICULARS	FOR THE YEAR ENDED	
	MARCH 31, 2024	MARCH 31, 2023
(i) Amount required to be spent by the company during the year	237.89	303.09
(ii) Amount Spent during the year towards activities specified in CSR Policy	125.26	567.21
a) CSR activities by own	4.26	-
b) By third parties	121.00	567.21
(iii) Current year shortfall / (surplus)	112.63	(264.12)
(iv) Total of Previous years shortfall / (surplus)	-	264.12
(v) Reason for shortfall	N.A.	The Company has identified Ongoing Projects.
(vi) Related Party Transactions in relation to Corporate Social Responsibility	91.00	315.12
(vii) Nature of CSR activities	As per Schedule VII of CSR.	As per Schedule VII of CSR.

Note 38: Exceptional Item

Pursuant to the definitive share purchase agreement ('the agreement') dated July 31, 2023 executed among Patel Infrastructure Limited, Actis Roadstar Highways Holdings Limited, Patel Vadodara Kim Expressway Private Limited and Patel Darah-Jhalawar Highway Private Limited, the 100% Equity share holding in two of its subsidiary companies i.e. Patel Vadodara Kim Expressway Private Limited and Patel Darah-Jhalawar Highway Private Limited and entire investments in Optionally Convertible Debentures (OCDs), as issued in lieu of Other Equity, of these subsidiary companies have been transferred to Actis Roadways Holdings Limited with effect from 5th February, 2024, the closing date, for consideration of INR 30,343.85 Lakh. Out of total consideration the company has received INR 30,343.85 Lakh and the balance amount is receivable upon completion of conditions as per the share purchase agreement. Out of total consideration the company has received INR 25,328.34 Lakh and the balance amount is receivable upon completion of conditions as per the share purchase agreement. This has resulted into loss of INR 3,910.20 Lakh which is disclosed as an Exceptional Item in the Statement of Profit and Loss.

Note 38: Basic and Diluted Earnings Per Share

(₹ in Lakhs)

PARTICULARS	FOR THE YEAR ENDED	
	MARCH 31, 2024	MARCH 31, 2023
Earnings per equity share		
Profit attributable to equity shareholders (Rs. In Lakhs)	7,259.65	6,202.10
Adjusted profit attributable to ordinary equity holders (Rs. In Lakhs)	7,407.29	6,604.77
Weighted average number of equity shares outstanding during the year*	4,56,00,000	45,600,000
Number of ordinary shares resulting from conversion of bonds	8,74,888	2,776,816.99
Number of ordinary shares used to calculate diluted earnings per share	4,64,74,888	48,376,817
Nominal value of equity per share	10	10
Basic EPS (₹ Per Share)	15.92	13.60
Diluted EPS (₹ Per Share)	15.94	13.65

* Weighted average number of equity shares is the number of equity shares outstanding at the beginning of the year adjusted by the number of equity shares issued during the year multiplied by the time weighting factor. The time weighting factor is the number of days for which the specific shares are outstanding as a proportion of total number of days during the year.

Note 40: Foreign Currency Transactions and Exposure

There are no Foreign currency Receivable/ Payable at the reporting date. Hence, there is no sensitivity of price risk.

Note 41 : Contingent liabilities and Commitments

a) Contingent liabilities

(₹ in Lakhs)

PARTICULARS	AS AT MARCH 31, 2024	AS AT MARCH 31, 2023
a) Claims against the company not acknowledged as debt	130.17	130.17
b) Guarantees		
i) Outstanding Bank Guarantees	99,147.38	76,456.58
c) Other money for which the company is contingently liable (Direct and Indirect Taxes)	3,847.93	2,776.68

b) Commitments

(₹ in Lakhs)

PARTICULARS	AS AT MARCH 31, 2024	AS AT MARCH 31, 2023
a) Estimated amount of contracts remaining to be executed on capital account and not provided for (net of capital advances)	5.92	144.36
b) Other Commitments		
- Investment in Subsidiaries *	6,027.25	9,070.25

* The commitments of Four SPVS' as defined in the concession agreement executed with concession authorities.

c) : The Company does not expect any outflow of economic resources in respect of the above and therefore no provision is made in respect thereof.

Note 42 - Payment to Auditors

(₹ in Lakhs)

PARTICULARS	AS AT MARCH 31, 2024	AS AT MARCH 31, 2023
For Audit	43.50	34.50
For Taxation matters	4.06	-
Total	47.56	34.50

Note 43 : Movement in Deferred tax Assets/ Liabilities

A. Amount Recognised in Profit and Loss

(₹ in Lakhs)

PARTICULARS	FOR THE YEAR ENDED MARCH 31, 2024	FOR THE YEAR ENDED MARCH 31, 2023
Current income tax:		
Current income tax charge	3,586.67	1,090.42
(Excess) / Short provision of earlier periods	-	1,539.41
Deferred tax:		
Relating to origination and reversal of temporary differences	(1,734.61)	(423.00)
Total	1,852.06	2,206.83

B. Income Tax in Other Comprehensive Income

(₹ in Lakhs)

PARTICULARS	FOR THE YEAR ENDED MARCH 31, 2024	FOR THE YEAR ENDED MARCH 31, 2023
Deferred tax:		
Remeasurements gains and losses on post employment benefits	13.97	(72.03)
Income tax expense reported in the statement of other comprehensive income	13.97	(72.03)

C. Reconciliation of effective tax rate

(₹ in Lakhs)

PARTICULARS	FOR THE YEAR ENDED MARCH 31, 2024	FOR THE YEAR ENDED MARCH 31, 2023
Accounting profit before tax	9,111.71	8,408.94
Applicable Income tax rate	25.17%	25.17%
Computed expected tax expense	2,293.23	2,116.36
Deferred Tax expenses accounted in books	(1,734.61)	(423.00)
Effect of expense not allowed for tax purpose	1,700.48	1,714.69
Effect of expense allowed for tax purpose	(1,391.16)	(852.44)
Effect of Deductions Claimed for tax purpose	-	(25.45)
Effect of Income/Expense considered under other head/special rate	984.12	-
(Excess) / Short provision of earlier periods	-	1,539.41
Others	-	(1,862.74)
Income tax expense	1,852.06	2,206.83
Income tax expense reported in the statement of profit and loss	1,852.06	2,206.83

D. Recognized deferred tax assets and liabilities

(₹ in Lakhs)

PARTICULARS	"As at April 01, 2023"	Recognized in profit or loss during 2023-24	"Recognized in OCI during 2023-24"	"As at March 31, 2024"
Deferred tax Liabilities				
Excess of depreciation and amortization on fixed assets under income tax law over depreciation and amortization provided in accounts	2,859.02	(232.16)	-	2,626.86
Fair Valuation of financial liabilities	108.90	(107.86)	-	1.04
Fair Valuation of financial instruments carried at FVTPL	0.13	(0.13)	-	0.00
Prepaid Expenses	696.41	(444.42)	-	251.99
Provision for Expected Credit Loss	-	24.06	-	24.06
Less: Deferred Tax Assets				
Provision for Expected Credit Loss	272.46	(272.46)	-	-
Provision for Gratuity	197.86	26.81	13.97	238.64
Provision for Compensated absences	52.50	20.03	-	72.53
Provision for Bonus	52.26	(52.26)	-	-
Fair Valuation of financial assets	56.58	(55.54)	-	1.04
Capital Expenditure allowable in future years under Income Tax Law	77.92	1,317.96	-	1,395.88
MAT Credit Entitlement	10.44	(10.44)	-	-
Total	2,944.44	(1,734.61)	(13.97)	1,195.86

(₹ in Lakhs)

PARTICULARS	"As at April 01, 2022"	Recognized in profit or loss during 2022-23	"Recognized in OCI during 2022-23"	"As at March 31, 2023"
Deferred tax Liabilities				
Excess of depreciation and amortization on fixed assets under income tax law over depreciation and amortization provided in accounts	3,329.90	(470.88)	-	2,859.02
Fair Valuation of financial liabilities	308.99	(200.09)	-	108.90
Fair Valuation of financial instruments carried at FVTPL	0.13	-	-	0.13
Prepaid Expenses	276.23	420.18	-	696.41
Less: Deferred Tax Assets				
Provision for Expected Credit Loss	216.86	55.60	-	272.46
Provision for Gratuity	220.53	49.36	(72.03)	197.86
Provision for Compensated absences	44.58	7.92	-	52.50
Provision for Bonus	42.52	9.74	-	52.26
Fair Valuation of financial assets	-	56.58	-	56.58
Fair Valuation of non-current Investment carried at FVTPL	6.99	(6.99)	-	-
Capital Expenditure allowable in future years under Income Tax Law	77.92	-	-	77.92
MAT Credit Entitlement	10.44	-	-	10.44
Total	3,295.41	(423.00)	-	2,944.44

Note 44 : Additional regulatory information required by Schedule III

(i) Details of benami property held

No proceedings have been initiated on or are pending against the Group for holding benami property under the Benami Transactions (Prohibition) Act, 1988 (45 of 1988) and Rules made thereunder.

(ii) Wilful defaulter

The Company has not been declared wilful defaulter by any bank or financial institution or government or any government authority.

(iii) Relationship with struck off companies

Based on the information available with the Company, there is no transaction with struck off companies except as follows :

NAME OF STRUCK OFF COMPANY	NATURE OF TRANSACTION WITH STRUCK OFF COMPANY	BALANCE OUTSTANDING AS AT MARCH 31, 2024	BALANCE OUTSTANDING AS AT MARCH 31, 2023	RELATIONSHIP WITH THE STRUCK OFF COMPANY
Aara Enterprises Private Limited	Receivable/(Payable)	(0.29)	(0.29)	None
Toptech Engineering Company Pvt Ltd	Receivable/(Payable)	20.24	-	None
Skyline Procon Pvt Ltd	Receivable/(Payable)	(0.22)	(0.22)	None
Harizone Builders and Infrastructure	Receivable/(Payable)	1.90	1.90	None
Auskini Infraqp Private Limited	Receivable/(Payable)	(3.97)	(3.97)	None

(iv) Loans or advances to specified persons

TYPE OF BORROWER	AMOUNT OF LOAN OR ADVANCE IN THE NATURE OF LOAN OUTSTANDING AS AT MARCH 31, 2024	PERCENTAGE TO THE TOTAL LOANS AND ADVANCES IN THE NATURE OF LOANS	AMOUNT OF LOAN OR ADVANCE IN THE NATURE OF LOAN OUTSTANDING AS AT MARCH 31, 2023	PERCENTAGE TO THE TOTAL LOANS AND ADVANCES IN THE NATURE OF LOANS
Payable on demand				
i) Patel Concretech Private Limited	75.00	5.81	-	-
ii) Patel Hospitality Private Limited	-	-	11.70	100.00%

(v) Compliance with number of layers of companies

The Company has complied with the number of layers prescribed under clause (87) of section 2 of the Act read with the Companies (Restriction on number of Layers) Rules, 2017.

(vi) Undisclosed income

There is no income surrendered or disclosed as income during the current or previous year in the tax assessments under the Income Tax Act, 1961, that has not been recorded in the books of account.

(vii) Details of crypto currency or virtual currency

The Company has not traded or invested in crypto currency or virtual currency during the current or previous year.

(viii) Valuation of PPE, intangible asset and investment property

The Company has not revalued its property, plant and equipment (including right-of-use assets), Investment Property or intangible assets or both during the current or previous year.

(ix) The Company do not have any charges or satisfaction which is yet to be registered with MCA beyond the statutory period

Note 45 : Disclosure pursuant to Section 186 (4) of the Companies Act, 2013

The Company is engaged in the business of providing infrastructural facilities as per Section 186(11) read with Schedule VI of the Companies Act, 2013. Accordingly, the disclosures under Section 186(4) of the Companies Act, 2013 in respect of loans made, guarantees given or security provided are not applicable. However, company has not made any loans, given a guarantee or provided security to its directors.

Note 46 : The dates of implementation of the 'Code on Wages, 2019', 'Code on Social Security, 2020' and the 'Occupational Safety, Health and Working Conditions Code 2020' are yet to be notified the Government. The Company will assess the possible impact of the same and give effect in the financial results when the Rules/Schemes thereunder are notified.

NOTES TO STANDALONE FINANCIAL STATEMENT

Note 47 : Analytical Ratios

D. Recognized deferred tax assets and liabilities

(₹ in Lakhs)

SR. NO.	RATIO	NUMERATOR	DENOMINATOR	FOR THE YEAR ENDED		REASON FOR VARIANCE
				MARCH 31, 2024	MARCH 31, 2023	
a.	Current Ratio,	Current Assets	Current Liabilities	1.32	1.30	1.6%
b.	Debt-Equity Ratio,	Total Debt #1	Shareholders Equity	1.09	1.24	-12.3%
c.	Debt Service Coverage Ratio, Earnings available for Debt service #2		Debt Service #3	0.97	0.99	-2.1%
d.	Return on Equity Ratio,	Net Profit after taxes	Average Shareholder's equity	8.70%	8.05%	8.0%
e.	Inventory turnover ratio,	Cost of goods sold #4	Average Inventory	2.42	2.48	-2.3%
f.	Trade Receivables turnover ratio,	Revenue from Operations #6	Average Trade Receivables	8.35	4.93	69.4%
g.	Trade payables turnover ratio,	Construction Expenses #7	Average Trade Payables	5.48	3.96	38.3%
h.	Net capital turnover ratio(Net working capital turnover Ratio),	Revenue from Operations #6	Average Working Capital	6.26	6.29	-0.4%
i.	Net profit ratio,	Net Profit	Revenue from Operations #6	2.46%	3.13%	-21.3%
j.	Return on Capital employed,	Earning before interest and taxes	Capital Employed #5	15.22%	10.84%	40.5%
k.	Return on investment	Earning before interest and taxes	Total assets	9.94%	7.08%	40.3%

Notes

- #1 Debt represents all liabilities
- #2 Earnings available for Debt service represents Profit After Tax + Finance Cost + Depreciation and Amortization + Loss/(profit) on sale of assets
- #3 Debt Service represents Interest + Principal Repayment + Lease payments
- #4 Cost of goods sold represents construction material consumed during the year
- #5 Capital Employed represents Equity, external borrowings and Deferred tax liabilities
- #6 Revenue from Operations represents sale of services and other material sales.
- #7 Construction expenses represents credit purchases during the year + other direct construction expenses

Note 48 : Previous figures have been reclassified and regrouped wherever considered appropriate.

Note 49 : No subsequent event have been observed which may required an adjustment on the Balance Sheet date.

As per our report of even date

For, Surana Maloo & Co.

Chartered Accountants

Firm Registration Number 112171W

For and Behalf of the Board of Directors

Patel Infrastructure Limited

CIN: U45201GJ2004PLC043955

Per, CA Shashikant D Patel

Partner

Membership No: 037671

Pravinbhai V. Patel

Chairman & Director

DIN: 00008911

Arvind V. Patel

Managing Director

DIN: 00009089

Nitin Patel

Director Financial Officer

DIN: 00466330

Nikunj Shah

Chief Financial Officer

Aswini Kumar Sahu

Company Secretary

ICSI Membership No.: F7476

Place : Ahmedabad

Date : September 04, 2024

Place : Vadodara

Date : September 04, 2024

INDEPENDENT AUDITOR'S REPORT

To,
The Member of,
Patel Infrastructure Limited
CIN -U45201GJ2004PLC043955
Vadodara.

REPORT ON THE AUDIT OF THE CONSOLIDATED FINANCIAL STATEMENTS

Opinion

We have audited the accompanying consolidated Ind AS financial statements of Patel Infrastructure Limited (hereinafter referred to as the "the Holding Company") (CIN- U45201GJ2004PLC043955) and its subsidiaries (Holding Company and its subsidiaries together referred to as "the Group"), which comprise the Consolidated Balance Sheet as at 31st March, 2024, the Consolidated Statement of Profit and Loss, including other comprehensive income, the Consolidated Cash Flow and the consolidated Statement of Changes in Equity for the period then ended, and notes to the consolidated Ind AS financial statements, including a summary of the significant accounting policies and other explanatory information (hereinafter referred to as "the Consolidated Financial Statements").

In our opinion and to the best of our information and according to the explanations given to us, the aforesaid consolidated Ind AS financial statements give the information required by the Companies Act, 2013 ("the Act") in the manner so required and give a true and fair view in conformity with the Indian Accounting Standards prescribed under section 133 of the Act read with the Companies (Indian Accounting Standards) Rules, 2015 as amended ("Ind AS") and other accounting principles generally accepted in India, of the Consolidated state of affairs of the Group as at March 31, 2024, the consolidated profit, consolidated total comprehensive income, consolidated changes in equity and its consolidated cash flows for the year ended on that date.

BASIS FOR OPINION

We conducted our audit of the consolidated financial statements in accordance with the Standards on Auditing (SAs) specified under section 143(10) of the Companies Act, 2013. Our responsibilities under those Standards are further described in the Auditor's Responsibilities for the Audit of the Consolidated Financial Statements section of our report. We are independent of the Group in accordance with the Code of Ethics issued by the Institute of Chartered Accountants of India ("ICAI"), together with the ethical requirement that are relevant to our audit of the consolidated financial statements under the provisions of the Act and Rules made thereunder, and we have fulfilled our other ethical responsibilities in accordance with these requirements and ICAI's Code of Ethics. We believe that the audit evidence we have obtained is sufficient and appropriate to provide a basis for our audit opinion on the consolidated financial statements.

INFORMATION OTHER THAN CONSOLIDATED FINANCIAL STATEMENTS AND AUDITOR'S REPORT THEREON

The Group company's Board of Directors are responsible for the preparation of the other information. The other information comprises the information included in the Management Discussion and Analysis, Board's Report including the Annexure to the Board's Report, Share Holder's Information etc., but does not include the consolidated financial statement and auditor's report thereon.

Our opinion on the financial statements does not cover the other information and we do not express any form of assurance conclusion thereon.

In connection with our audit of the consolidated financial statements, our responsibility is to read other information and, in doing so, consider whether the other information is materially inconsistent with the consolidated financial statements or our knowledge obtained during the course of our audit or otherwise appears to be materially misstated.

If, based on the work we have performed, we conclude that there is material misstatement of this information; we are required to report that fact. We have nothing to report in this regard.

RESPONSIBILITIES OF MANAGEMENT AND THOSE CHARGED WITH GOVERNANCE FOR THE CONSOLIDATED FINANCIAL STATEMENTS

The Group Company's Board of Directors is responsible for the matters stated in section 134(5) of the Companies Act, 2013 ("hereinafter referred to as the Act") with respect to the preparation of these consolidated Ind AS financial statements that give a true and fair view of the consolidated financial position, consolidated financial performance including other comprehensive income, consolidated cash flows, consolidated statement of changes in equity of the

Group in accordance with the accounting principles generally accepted in India, including the Indian Accounting Standards (Ind AS) specified under section 133 of the Act read with the Companies (Indian Accounting Standards) Rules, 2015, as amended. The respective Board of Directors of the companies included in the Group are responsible for maintenance of adequate accounting records in accordance with the provisions of the Act for safeguarding the assets of the Company and for preventing and detecting frauds and other irregularities; the selection and application of appropriate accounting policies; making judgments and estimates that are reasonable and prudent; and the design, implementation and maintenance of adequate internal financial controls, that were operating effectively for ensuring the accuracy and completeness of the accounting records, relevant to the preparation and presentation of the consolidated Ind AS financial statements that give a true and fair view and are free from material misstatement, whether due to fraud or error, which have been used for the purpose of preparation of the consolidated Ind AS financial statements by the Directors of the Group, as aforesaid.

In preparing the consolidated Ind AS financial statements, the respective Board of Directors of the Group are responsible for assessing the ability of the Group to continue as a going concern, disclosing, as applicable, matters related to going concern and using the going concern basis of accounting unless management either intends to liquidate the Company or to cease operations, or has no realistic alternative but to do so.

The respective Board of Directors of Group companies are responsible for overseeing the financial reporting process of the Group.

AUDITOR'S RESPONSIBILITIES FOR THE AUDIT OF THE CONSOLIDATED IND AS FINANCIAL STATEMENTS

Our objectives are to obtain reasonable assurance about whether the consolidated Ind AS financial statements as a whole are free from material misstatement, whether due to fraud or error, and to issue an auditor's report that includes our opinion. Reasonable assurance is a high level of assurance, but is not a guarantee that an audit conducted in accordance with SAs will always detect a material misstatement when it exists. Misstatements can arise from fraud or error and are considered material if, individually or in the aggregate, they could reasonably be expected to influence the economic decisions of users taken on the basis of these consolidated Ind AS financial statements.

As part of an audit in accordance with SAs, we exercise professional judgment and maintain professional skepticism throughout the audit. We also:

- Identify and assess the risks of material misstatement of the consolidated Ind AS financial statements, whether due to fraud or error, design and perform audit procedures responsive to those risks, and obtain audit evidence that is sufficient and appropriate to provide a basis for our opinion. The risk of not detecting a material misstatement resulting from fraud is higher than for one resulting from error, as fraud may involve collusion, forgery, intentional omissions, misrepresentations, or the override of internal control.
- Obtain an understanding on the internal control relevant to the audit in order to design audit procedures that are appropriate in the circumstances as regard to whether the company has adequate internal financial controls system in place and operating effectiveness of such controls as required to report u/s 143(3)(i) of the Companies Act, 2013 we are also responsible for expressing our opinion on whether the Group has adequate internal financial controls system in place and the operating effectiveness of such controls.
- Evaluate the appropriateness of accounting policies used and the reasonableness of accounting estimates and related disclosures made by management.
- Conclude on the appropriateness of management's use of the going concern basis of accounting and, based on the audit evidence obtained, whether a material uncertainty exists related to events or conditions that may cast significant doubt on the Group ability to continue as a going concern. If we conclude that a material uncertainty exists, we are required to draw attention in our auditor's report to the related disclosures in the consolidated Ind AS financial statements or, if such disclosures are inadequate, to modify our opinion. Our conclusions are based on the audit evidence obtained up to the date of our auditor's report. However, future events or conditions may cause the Group to cease to continue as a going concern.
- Evaluate the overall presentation, structure and content of the consolidated Ind AS financial statements, including the disclosures, and whether the consolidated Ind AS financial statements represent the underlying transactions and events in a manner that achieves fair presentation.

- Obtain sufficient appropriate audit evidence regarding the financial information of the entities or business activities within the Group and its associates and joint ventures of which we are the independent auditors and whose financial information we have audited, to express an opinion on the consolidated Ind AS financial statements. We are responsible for the direction, supervision and performance of the audit of the financial statements of such entities included in the consolidated Ind AS financial statements of which we are the independent auditors. For the other entities included in the consolidated Ind AS financial statements, which have been audited by other auditors, such other auditors remain responsible for the direction, supervision and performance of the audits carried out by them. We remain solely responsible for our audit opinion.

Materiality is the magnitude of misstatements in the consolidated financial statements that, individually or in aggregate, makes it probable that the economic decisions of a reasonably knowledgeable user of the financial statements may be influenced. We consider quantitative materiality and qualitative factors in (i) planning the scope of our audit work and in evaluating the results of our work; and (ii) to evaluate the effect of any identified misstatements in the financial statements.

We communicate with those charged with governance of the Holding Company and such other entities included in the consolidated Ind AS financial statements of which we are the independent auditors regarding, among other matters, the planned scope and timing of the audit and significant audit findings, including any significant deficiencies in internal control that we identify during our audit.

We also provide those charged with governance with a statement that we have complied with relevant ethical requirements regarding independence, and to communicate with them all relationships and other matters that may reasonably be thought to bear on our independence, and where applicable, related safeguards.

OTHER MATTERS

We did not audit the financial Statement and other financial information of two subsidiary companies, whose financial information reflects total assets of ₹ 1,79,287.22 lakhs as at 31 March 2024, total revenues ₹ 63,677.26 lakhs, net loss of ₹ 3,754.56 lakhs and net cash inflows of ₹ 3,332.84 lakhs for the year then ended on that date, as considered in the consolidated financial statements. The financial information of these subsidiaries has been audited by other auditors whose reports have been furnished to us by the management of the Holding Company, and our opinion in so far as it relates to the amounts and disclosures included in respect of these subsidiaries is solely based on the report of the other auditors.

The consolidated financial statements also include the Group's share of net loss after tax of ₹ -1,366.10 lakhs for the year ended March 31, 2024, as considered in the consolidated financial statements, in respect of two Subsidiaries, whose financial information have not been audited by us. This financial information are unaudited and have been furnished to us by the Management and our opinion on the consolidated financial statements, in so far as it relates to the amounts and disclosures included in respect of these associates, and our report in terms of sub-section (3) of Section 143 of the Act in so far as it relates to the aforesaid subsidiaries, is based solely on such unaudited financial information. In our opinion and according to the information and explanations given to us by the Management, this financial information are not material to the Group.

We did not audit the financial statement of two unincorporated joint operations, whose financial information reflects total assets of ₹ 149.07 lakhs as at 31 March 2024, total revenues of ₹ 128.17, net loss of ₹ 0.060 lakhs and net cash inflows of ₹ 1.17 lakhs for the year then ended on that date, as considered in the Standalone financial statements. The financial information of these joint operations has been audited by other auditors whose reports have been furnished to us by the management of the Company, and our opinion in so far as it relates to the amounts and disclosures included in respect of these joint operations is solely based on the report of the other auditors. Our opinion is not modified in this respect.

REPORT ON OTHER LEGAL AND REGULATORY REQUIREMENTS

1. As required by Section 143(3) of the act, based on our audit we report, to the extent applicable, that:

- (a) We have sought and obtained all the information and explanations which to the best of our knowledge and belief were necessary for the purposes of our audit of the aforesaid consolidated financial statements.
- (b) In our opinion, proper books of account as required by law relating to preparation of the aforesaid consolidated financial statements have been kept so far as it appears from our examination of those books and the reports of the other auditors.
- (c) The consolidated Balance Sheet, the consolidated Statement of Profit and Loss (including other comprehensive income), Consolidated Statement of Changes in Equity and the consolidated Cash Flow Statement dealt with by this Report are in agreement with the relevant books of account maintained for the purpose of preparation of the consolidated financial statements.

(d) In our opinion, the aforesaid consolidated financial statements comply with the Indian Accounting Standards specified under Section 133 of the Act.

(e) On the basis of the written representations received from the directors of the Holding Company as on 31st March, 2024 taken on record by the board of director of the Holding company, none of the directors of the Holding Company are disqualified as on 31st March, 2024 from being appointed as a director in terms of Section 164 (2) of the Act.

(f) With respect to the adequacy of the internal financial controls over financial reporting of the Group and the operating effectiveness of such controls, refer to our separate Report in "Annexure - A".

(g) With respect to the other matters to be included in the Auditor's Report in accordance with the requirements of section 197(16) of the Act, as amended:

In our opinion and to the best of our information and according to the explanations given to us, the remuneration paid by the holding company to its directors during the year is in accordance with the provisions of section 197 of the Act.

(g) With respect to the other matters to be included in the Auditor's Report in accordance with Rule 11 of the Companies (Audit and Auditors) Rules, 2014, in our opinion and to the best of our information and according to the explanations given to us:

i) The Company has disclosed the impact of pending litigations on its financial position of the Group. Refer Note No. 39 to the consolidated financial Statement.

ii) The Group did not have any material foreseeable losses on long-term contracts including derivative contracts.

iii) There were no amounts which were required to be transferred to the Investor Education and Protection Fund by the Holding company.

iv)

a. The Management has represented that, to the best of its knowledge and belief, no funds (which are material either individually or in the aggregate) have been advanced or loaned or invested (either from borrowed funds or share premium or any other sources or kind of funds) by the Company to or in any other person or entity, including foreign entity ("Intermediaries"), with the understanding, whether recorded in writing or otherwise, that the Intermediary shall, whether, directly or indirectly lend or invest in other persons or entities identified in any manner whatsoever by or on behalf of the Company ("Ultimate Beneficiaries") or provide any guarantee, security or the like on behalf of the Ultimate Beneficiaries;

b. The Management has represented, that, to the best of its knowledge and belief, no funds (which are material either individually or in the aggregate) have been received by the Company from any person or entity, including foreign entity ("Funding Parties"), with the understanding, whether recorded in writing or otherwise, that the Company shall, whether, directly or indirectly, lend or invest in other persons or entities identified in any manner whatsoever by or on behalf of the Funding Party ("Ultimate Beneficiaries") or provide any guarantee, security or the like on behalf of the Ultimate Beneficiaries;

c. Based on the audit procedures that have been considered reasonable and appropriate in the circumstances, nothing has come to our notice that has caused us to believe that the representations under sub-clause (i) and (ii) of Rule 11(e), as provided under (a) and (b) above, contain any material misstatement.

v) The company has not declared or paid dividend during the year, hence compliance with section 123 of the Companies Act, 2013 is not applicable.

vi) As proviso to rule 3(1) of the Companies (Accounts) Rules, 2014 is applicable for the Holding Company, and its subsidiaries w.e.f. April 1, 2024, reporting under this clause is not applicable.

2. With respect to the matters specified in paragraphs 3(xxi) and 4 of the Companies (Auditor's Report) Order, 2020 (the "Order"/"CARO") issued by the Central Government in terms of Section 143(11) of the Act, to be included in the Auditor's report, according to the information and explanations given to us, and based on the CARO reports issued by us for the Company and its subsidiaries included in the consolidated financial statements of the Company, to which reporting under CARO is applicable, we report that there are no qualifications or adverse remarks in these CARO reports.

For, Surana Maloo & Co.

Chartered Accountants

Firm Registration Number 112171W

Per, CA Shashikant D Patel

Partner

Membership No: 037671

UDIN: 24037671BKXAIF2575

Date: 04/09/2024

Place: Ahmedabad

ANNEXURE – A

Annexure to the Independent Auditor's Report of even date on the Consolidated Ind AS Financial Statements of Patel Infrastructure Limited

[Referred to in paragraph 2(f) under 'Report on Other Legal and Regulatory Requirements' in the Independent Auditors' Report of even date to the Members of Patel Infrastructure Limited on the consolidated financial statements for the year ended March 31, 2024]

In conjunction with our audit of the Consolidated Financial Statements of Patel Infrastructure Limited ("the Holding Company") as of March 31, 2024, we have audited the internal financial controls with reference to Consolidated Ind AS Financial Statement of Patel Infrastructure Limited (hereinafter referred to as the "Company") and its subsidiary companies, which are companies incorporated in India, as of that date.

MANAGEMENT'S RESPONSIBILITY FOR INTERNAL FINANCIAL CONTROLS

The Respective Board of Directors of the Group Company and its subsidiary companies are responsible for establishing and maintaining internal financial controls based on the internal control over financial reporting criteria established by the Company considering the essential components of internal control stated in the Guidance Note on Audit of Internal Financial Controls Over Financial Reporting issued by the Institute of Chartered Accountants of India (ICAI). These responsibilities include the design, implementation and maintenance of adequate internal financial controls that were operating effectively for ensuring the orderly and efficient conduct of its business, including adherence to company's policies, the safeguarding of its assets, the prevention and detection of frauds and errors, the accuracy and completeness of the accounting records, and the timely preparation of reliable financial information, as required under the Act.

AUDITORS' RESPONSIBILITY

Our responsibility is to express an opinion on the Group internal financial controls over financial reporting with reference to these consolidated financial statements based on our audit. We conducted our audit in accordance with the Guidance Note on Audit of Internal Financial Controls Over Financial Reporting (the "Guidance Note") and the Standards on Auditing, issued by the ICAI and deemed to be prescribed under section 143(10) of the Act, to the extent applicable to an audit of internal financial controls, both applicable to an audit of Internal Financial Controls and, both issued by the ICAI. Those Standards and the Guidance Note require that we comply with ethical requirements and plan and perform the audit to obtain reasonable assurance about whether adequate internal financial controls over financial reporting with reference to these consolidated financial was established and maintained and if such controls operated effectively in all material respects.

Our audit involves performing procedures to obtain audit evidence about the adequacy of the internal financial controls system over financial reporting and their operating effectiveness. Our audit of internal financial controls over financial reporting included obtaining an understanding of internal financial controls over financial reporting, assessing the risk that a material weakness exists, and testing and evaluating the design and operating effectiveness of internal control based on the assessed risk. The procedures selected depend on the auditor's judgment, including the assessment of the risks of material misstatement of the financial statements, whether due to fraud or error.

We believe that the audit evidence we have obtained is sufficient and appropriate to provide a basis for our audit opinion on the Group internal financial controls system over financial reporting.

MEANING OF INTERNAL FINANCIAL CONTROLS OVER FINANCIAL REPORTING

A company's internal financial control over financial reporting with reference to these consolidated financial statements is a process designed to provide reasonable assurance regarding the reliability of financial reporting and the preparation of financial statements for external purposes in accordance with generally accepted accounting principles. A company's internal financial control over financial reporting with reference to these consolidated financial statements includes those policies and procedures that (1) pertain to the maintenance of records that, in reasonable detail, accurately and fairly reflect the transactions and dispositions of the assets of the Group; (2) provide reasonable assurance that transactions are recorded as necessary to permit preparation of financial statements in accordance with generally accepted accounting principles, and that receipts and expenditures of the Group are being made only in accordance with authorizations of management and directors of the company; and (3) provide reasonable assurance regarding prevention or timely detection of unauthorized acquisition, use, or disposition of the Group assets that could have a material effect on the Consolidated Ind AS financial statements.

INHERENT LIMITATIONS OF INTERNAL FINANCIAL CONTROLS OVER FINANCIAL REPORTING

Because of the inherent limitations of internal financial controls over financial reporting, over financial reporting with reference to these consolidated Ind AS financial statements including the possibility of collusion or improper management override of controls, material misstatements due to error or fraud may occur and not be detected. Also, projections of any evaluation of the internal financial controls over financial reporting with reference to these consolidated Ind AS financial statements to future periods are subject to the risk that the internal financial control over financial reporting may become inadequate because of changes in conditions, or that the degree of compliance with the policies or procedures may deteriorate.

OPINION

In our opinion, the Holding Company and its Subsidiaries which is incorporated in India, in all material respects, an adequate internal financial controls system over financial reporting and such internal financial controls over financial reporting were operating effectively as at 31st March, 2023, based on the internal control over financial reporting criteria established by the respective Company, considering the essential components of internal control stated in the Guidance Note on Audit of Internal Financial Controls Over Financial Reporting issued by the Institute of Chartered Accountants of India.

Date: 04/09/24
Place: Ahmedabad

For, Surana Maloo & Co.
Chartered Accountants
Firm Registration Number 112171W

Per, CA Shashikant D Patel
Partner
Membership No: 037671
UDIN: 24037671BKXAIF2575

CONSOLIDATED BALANCE SHEET AS AT MARCH 31, 2024

(₹ in Lakhs)

PARTICULARS	Note No.	As at March 31, 2024	As at March 31, 2023
I. ASSETS			
1 Non-current assets			
(a) Property, Plant and Equipment	5	35,766.84	35,711.27
(b) Right to use of assets	5(a)	52.34	113.43
(c) Capital Work-in-progress	5	-	73.67
(d) Other Intangible assets	5	135.49	158.97
(e) Financial Assets			
(i) Investments	6	58.16	58.16
(ii) Other financial assets	7	72,867.01	1,73,002.25
(f) Other non-current assets	9	1,530.17	3,282.00
Total Non-current Assets		1,10,410.01	2,12,399.76
2 Current assets			
(a) Inventories	10	49,971.93	32,530.60
(b) Financial Assets			
(i) Trade receivables	11	10,234.09	58,574.36
(ii) Cash and cash equivalents	12	9,941.91	6,943.48
(iii) Bank balances other than (ii) above	12	22,420.86	18,830.16
(iv) Loans	12(a)	1,215.98	-
(v) Other financial assets	13	97,907.59	1,07,996.43
(c) Current tax assets (Net)	14(a)	7,836.84	7,803.11
(d) Other current assets	15	1,11,592.59	96,638.20
Total Current assets		3,11,121.79	3,29,316.34
Total Assets		4,21,531.80	5,41,716.10
II. EQUITY AND LIABILITIES			
1 Equity			
(a) Equity share capital	16	4,560.00	4,560.00
(b) Other Equity	17	1,09,737.96	1,01,623.57
Total Equity Attributable to Equity Share holders of the company		1,14,297.96	1,06,183.57
(c) Non Controlling Interests	17(a)	1,154.84	1,115.81
Total Equity		1,15,452.81	1,07,299.38
2 Liabilities			
Non-current liabilities			
(a) Financial Liabilities			
(i) Borrowings	18	1,21,862.34	1,89,443.62
(ii) Lease Liabilities	5(b)	16.78	32.68
(iii) Other financial Liabilities	19	328.33	4,723.80
(b) Provisions	20	968.99	748.75
(c) Deferred tax liabilities (Net)	8	7,889.84	3,380.10
(d) Other non-current liabilities	21	223.91	15,945.14
Total Non-current liabilities		1,31,290.19	2,14,274.09
3 Current liabilities			
(a) Financial Liabilities			
(i) Borrowings	22	72,839.90	1,28,426.44
(ii) Lease Liabilities	5(b)	50.50	97.17
(iii) Trade payables			
(A) Total outstanding dues of Micro enterprises and Small Enterprises.	23	2,352.48	-
(B) Total outstanding dues of creditors other than micro enterprises and small enterprises.	23	41,997.54	50,941.60
(iv) Other current financial liabilities	24	21,299.70	14,683.79
(b) Provisions	25	278.65	254.52
(c) Current tax liabilities (net)	14(b)	-	81.49
(d) Other current liabilities	26	35,970.05	25,657.62
Total Current liabilities		1,74,788.82	2,20,142.63
Total Liabilities		3,06,079.00	4,34,416.71
Total Equity and Liabilities		4,21,531.80	5,41,716.09

As per our report of even date

For, Surana Maloo & Co.
Chartered Accountants
Firm Registration Number 112171W

Per, CA Shashikant D Patel
Partner
Membership No.: 037671

Nitin Patel
Director Finance
DIN : 00466330

For and Behalf of the Board of Directors
Patel Infrastructure Limited
CIN: U45201GJ2004PLC043955

Pravinbhai V. Patel
Chairman & Director
DIN: 00008911

Nikunj Shah
Chief Financial Officer

Place : Vadodara
Date : September 04, 2024

Arvind V. Patel
Managing Director
DIN: 00009089

Aswini Kumar Sahu
Company Secretary
ICSI Mem. No.: F7476

CONSOLIDATED PROFIT & LOSS STATEMENT

for the year ended March 31, 2023

PATEL INFRASTRUCTURE LIMITED

CIN: U45201GJ2004PLC043955

PARTICULARS	Note No.	For the year ended March 31, 2024	For the year ended March 31, 2023
I. REVENUE			
Revenue from Operations	27	3,24,231.60	2,52,788.19
Other Income	28	5,631.30	2,551.70
Total Income		3,29,862.90	2,55,339.89
II. EXPENSES			
Construction Expenses	29	2,41,792.98	1,86,266.18
Employee Benefits Expense	30	15,594.00	12,227.76
Finance costs	31	38,776.86	33,715.46
Depreciation and Amortization Expenses	5	5,657.52	4,620.00
Amortisation Expense on Leased Assets	5a	106.02	138.17
Other Expenses	32	6,446.84	6,863.18
Total Expenses		3,08,374.22	2,43,830.75
III. PROFIT BEFORE EXCEPTIONAL ITEM AND TAX		21,488.68	11,509.14
IV. EXCEPTIONAL ITEM	49	2,343.41	-
V. PROFIT BEFORE TAX		23,832.09	11,509.14
VI. TAX EXPENSE:			
Current Tax	41	5,918.24	1,243.03
Adjustment of tax related to earlier periods	41	(41.10)	1,538.07
Deferred Tax	41	9,089.05	6,083.07
		8,865.90	2,644.97
VII. PROFIT AFTER TAX			
Other comprehensive income			
Items that will not be reclassified to profit or loss in subsequent years (net of tax)			
Remeasurements of defined benefit (liability)/ asset		(57.15)	287.60
Income tax related to above items		14.38	(72.38)
		(42.77)	215.22
VIII. OTHER COMPREHENSIVE INCOME (NET OF TAXES)		8,823.13	2,860.19
IX. TOTAL COMPREHENSIVE INCOME FOR THE YEAR			
Net Profit for the year attributable to			
Owners of the company		8,826.87	2,472.57
Non-controlling interests		39.03	172.41
Other Comprehensive Income for the year attributable to			
Owners of the company		(42.77)	215.22
Non-controlling interests		-	-
Total Comprehensive Income for the year attributable to			
Owners of the company		8,784.10	2,687.79
Non-controlling interests		39.03	172.41
X. EARNINGS PER EQUITY SHARE (EPS)			
Profit attributable to equity shareholders		8,865.90	2,644.97
Weighted average number of equity shares outstanding during the year (Refer Note 39)		4,56,00,000	4,56,00,000
Nominal value of equity share		10	10
Basic Earning per Share (EPS)	37	19.44	5.80
Diluted Earning per Share (EPS)	37	19.39	6.30

As per our report of even date

For, Surana Maloo & Co.
Chartered Accountants
Firm Registration Number 112171W

Per, CA Shashikant D Patel

Partner
Membership No: 037671

Place : Ahmedabad
Date : September 04, 2024

Nitin Patel

Director Finance
DIN : 00466330

For and Behalf of the Board of Directors

Patel Infrastructure Limited
CIN: U45201GJ2004PLC043955

Pravinbhai V. Patel

Chairman & Director
DIN: 00008911

Nikunj Shah

Chief Financial Officer

Arvind V. Patel

Managing Director
DIN: 00009089

Aswini Kumar Sahu

Company Secretary
ICSI Membership No.: F7476

Place : Vadodara
Date : September 28, 2024

CONSOLIDATED CASH FLOW STATEMENT

for the year ended March 31, 2024

PATEL INFRASTRUCTURE LIMITED

CIN: U45201GJ2004PLC043955

(₹ in Lakhs)

PARTICULARS	For the year ended March 31, 2024	For the year ended March 31, 2023
A. CASH FLOW FROM OPERATING ACTIVITIES		
Profit before tax	23,832.09	11,509.14
Adjustment for:		
Depreciation and Amortisation Expense	5,657.52	4,620.00
Amortisation Expense on Leased Assets	106.02	138.17
(Profit) / Loss on Sale of Items of Property, Plant and Equipment (net)	(261.95)	1.59
	38,341.05	32,405.37
Amortisation cost on leased Assets	7.23	18.08
Interest income on FDRs	(1,977.01)	(845.56)
Provision for / (write back) of Expected Credit Loss (net)	(986.96)	220.92
Fair valuation adjustment on security and other deposits (net)	207.90	992.01
(Gain) / Loss on Sale of Investment	-	(14.07)
Exceptional Items	(2,343.41)	-
(Gain) / Loss arising on investment measured at FVTPL (net)	-	12.69
Actuarial Gain / (Loss)	(57.15)	287.60
OPERATING PROFIT BEFORE WORKING CAPITAL CHANGES	62,525.33	49,645.94
Adjustment For Working Capital Changes:		
Changes in Inventories	(17,441.33)	(15,188.13)
Changes in Trade Receivables	49,327.22	(46,154.06)
Changes in Financial Assets and Other Assets	94,784.17	(37,011.82)
Changes in Financial Liabilities and Other Payables	(9,304.79)	35,578.69
CASH GENERATED FROM OPERATIONS	1,79,890.60	(13,129.37)
Direct Taxes paid (Net)	(10,386.88)	(3,654.13)
NET CASH FROM OPERATING ACTIVITIES	1,69,503.72	(16,780.50)
B. CASH FLOW FROM INVESTING ACTIVITIES:		
Purchase of Property Plant and Equipment (including advances for capital expenditure)	(7,012.17)	(12,380.80)
Sale of Items of Property Plant and Equipment	1,740.71	531.43
Investment in equity instruments (made) / sold	-	12.69
Interest income on FDRs	1,977.01	845.56
Decrease in Capital work-in-progress	73.67	200.00
Changes in FDRs other than Cash and Cash Equivalents	(1,660.90)	(9,896.75)
NET CASH USED IN INVESTING ACTIVITIES	(4,881.68)	(20,687.87)
C. CASH FLOW FROM FINANCING ACTIVITIES:		
Proceeds from / (Repayments of) long term borrowings	(67,581.27)	(8,057.33)
Proceeds / (Repayments) from short term borrowings	(55,586.55)	82,080.21
Payment for leased assets	(114.73)	(145.98)
Interest and other borrowing cost	(38,341.05)	(32,705.37)
NET CASH GENERATED FROM/ (USED IN) FINANCING ACTIVITIES	(1,61,623.60)	4,117.53
NET INCREASE/ (DECREASE) IN CASH AND CASH EQUIVALENTS	2,998.43	3,703.16
OPENING BALANCE- CASH AND CASH EQUIVALENT	6,943.48	3,240.33
CLOSING BALANCE- CASH AND CASH EQUIVALENT	9,941.91	6,943.48

NOTES TO THE CASH FLOW STATEMENT

1. The above Statement of Cash Flow has been prepared under the "Indirect Method" as set out in Indian Accounting Standard (Ind AS) - 7 "Statement of Cash Flows".

2. Cash and cash equivalent comprises of:

CONSOLIDATED CASH FLOW STATEMENT

as at March 31, 2024

PATEL INFRASTRUCTURE LIMITED

CIN: U45201GJ2004PLC043955

(₹ in Lakhs)

PARTICULARS	For the year ended March 31, 2024	For the year ended March 31, 2023
BALANCES WITH BANKS:		
- Current Accounts	6,475.95	4,648.16
- Cash credit account	3,408.09	2,172.46
Cash on hand	57.88	122.86
Cash & cash equivalents in Restated Standalone Statement of cash flow	9,941.91	6,943.48

3. Changes in Liabilities Arising from Financing Activities:

(₹ in Lakhs)

PARTICULARS	Borrowings	Interest Accrued
Balance as on April 01, 2022	2,43,847.18	2,926.38
Net Cash flow during the year ending March 31, 2023	74,022.88	(145.98)
Change in fair value	-	-
Other adjustments*	-	5,197.15
Balance as on March 31, 2023	3,17,870.06	7,977.55
Balance as on April 01, 2023	3,17,870.06	3,777.52
Net Cash flow during the year ending March 31, 2023	(1,23,845.06)	(38,341.05)
Change in fair value	-	-
Other adjustments*	-	38,341.05
Balance as on March 31, 2024	1,94,025.00	3,777.52

*Other adjustments represents interest accrued during the year.

As per our report of even date

For, Surana Maloo & Co.
Chartered Accountants
Firm Registration Number 112171W

For and Behalf of the Board of Directors
Patel Infrastructure Limited
CIN: U45201GJ2004PLC043955

Per, CA Shashikant D Patel
Partner
Membership No: 037671

Pravinbhai V. Patel
Chairman & Director
DIN: 00008911

Arvind V. Patel
Managing Director
DIN: 00009089

Nitin Patel
Director Finance
DIN : 00466330

Nikunj Shah
Chief Financial Officer

Aswini Kumar Sahu
Company Secretary
ICSI Membership No.: F7476

Place : Ahmedabad
Date : September 04, 2024

Place : Vadodara
Date : September 04, 2024

CONSOLIDATED STATEMENT OF CHANGES IN EQUITY

PATEL INFRASTRUCTURE LIMITED
CIN: U45201GJ2004PLC043955

A. EQUITY SHARE CAPITAL

(₹ in Lakhs)

BALANCE AS AT APRIL 1, 2024	BALANCE AS AT MARCH 31, 2023	CHANGES IN EQUITY SHARE CAPITAL DUE TO PRIOR PERIOD ERRORS	RESTATE D BALANCE AT THE BEGINNING OF APRIL 1, 2023	CHANGES IN EQUITY SHARE CAPITAL DURING THE YEAR 2023-24	BALANCE AS AT MARCH 31, 2024
Equity Share Capital	4,560.00	-	4,560.00	-	4,560.00

B. OTHER EQUITY

(₹ in Lakhs)

PARTICULARS	RESERVES AND SURPLUS						TOTAL
	RETAINED EARNINGS	OTHER COMPRE- HENSIVE INCOME - REMEASUREMENT OF DEFINED BENEFIT PLANS	DEBENTURE REDEMPTION RESERVE	EQUITY COMPO- NENT OF COMPOUND FINANCIAL INSTRU- MENTS	CAPITAL RESERVE	NON CONTROLLING INTERESTS (RETAINED EARNINGS)	
Balance as at April 1, 2022	95,007.48	115.59	2,225.00	677.24	910.47	943.40	99,879.19
Profit attributable to owners of the Company	2,472.57	-	-	-	-	172.41	2,644.97
Other comprehensive income arising from Remeasurement of defined benefit obligation net of income tax	-	215.22	-	-	-	-	215.22
Transfer to Debenture Redemption Reserve	(775.00)	-	775.00	-	-	-	-
Balance at the end of the year March 31, 2023	96,705.05	330.81	3,000.00	677.24	910.47	1,115.81	1,02,739.38
Balance as at April 1, 2023	96,705.05	330.81	3,000.00	677.24	910.47	1,115.81	1,02,739.38
Profit attributable to owners of the Company	8,826.87	-	-	-	-	-	8,826.87
Other comprehensive income arising from Remeasurement of defined benefit obligation net of income tax	-	(42.77)	-	-	-	39.03	(3.74)
Opening balance of Retained Earnings from Joint Ventures	7.53	-	-	-	-	-	7.53
Transfer to Debenture Redemption Reserve	750.00	-	(750.00)	-	-	-	-
Less: Reduction due to repayment during the year	-	-	-	(677.24)	-	-	(677.24)
Balance at the end of the year March 31, 2024	1,06,289.44	288.04	2,250.00	0.00	910.47	1,154.84	1,10,892.80

As per our report of even date

For, Surana Maloo & Co.
Chartered Accountants
Firm Registration Number 112171W

For and Behalf of the Board of Directors
Patel Infrastructure Limited
CIN: U45201GJ2004PLC043955

Per, CA Shashikant D Patel
Partner
Membership No.: 037671

Pravinbhai V. Patel
Chairman & Director
DIN: 00008911

Arvind V. Patel
Managing Director
DIN: 00009089

Nitin Patel
Director Finance
DIN: 00466330

Nikunj Shah
Chief Financial Officer

Aswini Kumar Sahu
Company Secretary
ICSI Membership No.: F7476

Place : Ahmedabad
Date : September 04, 2024

Place : Vadodara
Date : September 04, 2024

1. CORPORATE INFORMATION

Patel Infrastructure Limited ('the Company'), incorporated in 2004 under the provisions of Companies Act, 1956, is a company domiciled in India with its registered office situated at Patel House, Besides Prakruti Resort, Chhani Road, Chhani, Vadodara, Gujarat.

The company is engaged in the business of construction of roads and highways, bridges, irrigation and mining projects, construction of commercial buildings, and other ancillary services like toll collection, operation and maintenance of highways on Engineering, Procurement and Construction Basis (EPC) and Built, Operate and Transfer (BOT) and Hybrid Annuity basis. The Company has promoted Special Purpose Vehicles (SPVs) for some of its projects, wherein Toll Collection Rights or Right to receive Annuity are received in exchange for the services rendered.

2. BASIS OF PREPARATION

a. Basis of Accounting:

Consolidated Financial Statements of the Company have been prepared as per Indian Accounting Standards (Ind AS) in accordance with the Companies (Indian Accounting Standards) Rules, 2015, as amended from time to time, notified under Section 133 of Companies Act, 2013, (the 'Act') and other relevant provisions of the Act.

The financial statements were authorized for issue in accordance with a resolution of the directors on September 04, 2024.

Consolidated Financial Statements have been prepared on the historical cost convention, except for certain financial instruments that are measured at fair value at the end of each reporting period in accordance with Ind AS.

b. Functional and Presentation Currency

These Consolidated Financial Statements are presented in Indian Rupees (₹), which is the also the functional currency. All amounts have been rounded off to the nearest lakhs, except per share data, face value of equity shares and expressly stated otherwise.

3. SIGNIFICANT ACCOUNTING JUDGMENTS, ESTIMATES AND ASSUMPTIONS

The application of the Company's accounting policies in the preparation of the Consolidated financial statements requires management to make judgements, estimates and assumptions that affect the reported amounts of revenues, expenses, assets and liabilities, accompanying disclosures and disclosures of contingent liabilities. Estimates and underlying assumptions are reviewed on an ongoing basis and any revisions thereto are recognized prospectively. Actual results may differ from these estimates which could result in outcomes that require a material adjustment to the carrying amount of assets or liabilities affected in future periods.

a. Current/Non current Classification:

Any asset or liability is classified as current if it satisfies any of the following conditions:

- i. the asset/liability is expected to be realized/settled in the Company's normal operating cycle;
- ii. the asset is intended for sale or consumption;
- iii. the asset/liability is expected to be realized/settled within twelve months after the reporting period;
- iv. the asset is cash or cash equivalent unless it is restricted from being exchanged or used to settle a liability for at least twelve months after the reporting date;
- v. In the case of a liability, the Company does not have an unconditional right to defer settlement of the liability for at least twelve months after the reporting date.

All other assets and liabilities are classified as non-current. Deferred tax assets and liabilities are classified as non-current assets and liabilities.

For the purpose of current/non-current classification of assets and liabilities, the Company has ascertained its normal operating cycle as twelve months. This is based on the nature of services and the time between the acquisition of assets or inventories for processing and their realization in cash and cash equivalents.

b. Key Sources of estimation uncertainties

The key assumptions concerning the future and other key sources of estimation uncertainty at the reporting date, that have a significant risk of causing a material adjustment to the carrying amounts of assets and liabilities within the next financial year, are described in the below mentioned notes

- **Property, Plant and Equipment and Intangible Assets**

Useful lives of tangible and intangible assets are based on the life prescribed in Schedule II of the Companies Act, 2013. In cases, where the useful lives are different from that prescribed in Schedule II, they are based on technical estimates and advice, taking into account the nature, estimated usage and operating conditions of the asset. Component Accounting is based on the management's best estimate of separately identifiable components of the asset.

- **Fair value measurement of financial instruments**

In estimating the fair value of financial assets and financial liabilities, the Company uses market observable data to the extent available. Where such Level 1 inputs are not available, the Company establishes appropriate valuation techniques and inputs to the model. The inputs to these models are taken from observable markets where possible, but where this is not feasible, a degree of judgement is required in establishing fair values. Judgements include considerations of inputs such as liquidity risk, credit risk and volatility. Changes in assumptions about these factors could affect the reported fair value of financial instruments.

- **Defined benefit plans**

The cost of the defined benefit plan and the present value of the obligation are determined using actuarial valuations. An actuarial valuation involves making various assumptions that may differ from actual developments in the future. These include the determination of the discount rate, future salary increases and mortality rates. Due to the complexities involved in the valuation and its long-term nature, a defined benefit obligation is highly sensitive to changes in these assumptions. All assumptions are reviewed at each reporting date.

Information about the various estimates and assumptions made in determining the present value of defined benefit obligations are disclosed in Note 36.

- **Current / Deferred Tax Expense**

Significant management judgement is required to determine the amounts of current taxes, deferred taxes and tax credits that can be recognised, based upon the likely timing and the level of future taxable profits together with future tax planning strategies.

- **Revenue Recognition based on Percentage of Completion**

Based on the output performance method such as survey of performance undertaken by qualified professionals, percentage of completion for each project is derived. Accordingly, based on percentage of work completed, contract revenue is recognised in the financial statements.

- **Service concession arrangement**

The financial asset model indicates the cash flow to be generated over the project lifecycle. The key inputs of the model comprise of revenue inflows (annuity), expenses to incurred to earn the revenue, estimations on cost to build and maintain the asset, interest obligations based on financing pattern and other operational efficiencies. These inputs are based on circumstances existing and management judgement / assumption on the future expectations based on current situations. Judgements include management view on expected earnings in future years, changes in interest rates, cost inflation, government policy changes, etc. These input assumptions could affect the reported cash flow from the related assets and accordingly these assumptions are reviewed periodically.

- **Provision for estimated losses on construction contracts**

When it is probable that total contract costs will exceed contract revenues, the expected loss is required to be recognized as an expense immediately. The major component of contract estimate is budgeted costs to complete the contract. While estimating the total costs, management makes various assumptions such as the timeliness of project completion, the estimated costs escalations and consumption norms.

4. MATERIAL ACCOUNTING POLICIES

a. Basis of Consolidation Subsidiaries

The consolidated financial statements comprise the financial statements of the Holding Company, and

its subsidiary companies where Control exists when the Holding Company is exposed to, or has rights, to variable returns from its involvement with the entity and has the ability to affect those returns through power over the entity. The financial statements of below mentioned subsidiary companies are included in these consolidated financial statements from the date that control commences until the date that control ceases.

NAME OF SUBSIDIARY	% OF HOLDING BY ULTIMATE HOLDING COMPANY AS ON	
	MARCH 31, 2023	MARCH 31, 2022
Patel Highway Management Private Limited	100	100
Patel Bridge Nirman Private Limited*	74	74
Patel Hospitality Private Limited	100	100
Patel Sethiyahopu Cholopuram Highway Private Limited**	100	100
Patel Cholopuram Thanjavur Highway Private Limited	100	100
Patel Darah Jhalawar Highway Private Limited	-	100
Patel Vadodara Kim Expressway Private Limited	-	100

*Patel Highway Management Private Limited, wholly owned subsidiary of Patel Infrastructure Limited, holds 44.75% in the equity of Patel Bridge Nirman Private Limited.

**Patel Highway Management Private Limited, wholly owned subsidiary of Patel Infrastructure Limited, holds 45.63% in the equity of Patel Sethiyahopu Cholopuram Highway Private Limited.

Pursuant to the definitive share purchase agreement ('the agreement') dated July 31, 2023 executed among Patel Infrastructure Limited, Actis Roadstar Highways Holdings Limited, Patel Vadodara Kim Expressway Private Limited and Patel Darah-Jhalawar Highway Private Limited, the 100% Equity share holding in two of its subsidiary companies i.e. Patel Vadodara Kim Expressway Private Limited and Patel Darah-Jhalawar Highway Private Limited and entire investments in Optionally Convertible Debentures (OCDs), as issued in lieu of Other Equity, of these subsidiary companies have been transferred to Actis Roadways Holdings Limited with effect from 5th February, 2024. Accordingly, the transactions for this SPV's has been consolidated upto 5th February, 2024.

As far as possible, the consolidated financial statements are prepared using uniform accounting policies for like transactions and other events in similar circumstances and are presented to the extent possible, in the same manner as the Holding Company's Standalone financial statements. The financial statements of each of the subsidiaries used for the purpose of consolidation are drawn up to same reporting date as that of the Holding Company, i.e. year ended on March 31, 2024.

Procedures of Consolidation:

The assets, liabilities, income and expenses of subsidiaries are aggregated and consolidated, line by line, from the date control is acquired to the date it ceases. Profit or loss and each component of other comprehensive income are attributed to the Group as owners and to the non-controlling interests.

Carrying amount of the Holding Company's investment in each subsidiary and the Holding Company's portion of equity of each subsidiary are offset (eliminated).

Eliminate in full intragroup assets and liabilities, equity, income, expenses and cash flows relating to transactions between entities of the group (profits or losses resulting from intragroup transactions) that are recognised in assets, such as inventory and property, plant and equipment, are eliminated in full, except as stated in below mentioned paragraph.

The Build, Operate and Transfer (BOT) contracts are governed by service concession agreements with government authorities (grantors). These contracts are executed through special purpose vehicles (SPV) incorporated for this purpose. Under these agreements, the SPV's (operator) does not own the road, but gets "Toll Collection Rights" or "Receivable under service concession arrangements" in exchange of the construction cost incurred while rendering construction services. As per the principals of Appendix D – "Service Concession Arrangements" to Ind AS 115, such rights have been recognized as either intangible assets or financial assets in the financial statements of the SPV basis type of rights gets. Since the construction revenue earned by the operator is considered as exchanged with the grantor against toll collection rights, revenue is recognised at fair value of construction services rendered and profit from such contracts is considered as realised. Accordingly, where work is sub-contracted to the Holding Company and/or fellow subsidiaries/ associates the intra group transactions pertaining to the BOT contracts and the profits thereon are taken as realized and not eliminated.

Non-controlling interest represents that part of the total comprehensive income and net assets of subsidiaries attributable to interests which are not owned, directly or indirectly, by the Holding Company.

b. Goodwill or Capital Reserve on Consolidation

Goodwill on consolidation as on the date of transition represents the excess of cost of acquisition at each point of time of making the investment in the subsidiary over the Group's share in the net worth of a subsidiary. For this purpose, the Group's share of net worth is determined on the basis of the latest financial statements, prior to the acquisition, after making necessary adjustments for material events between the date of such financial statements and the date of respective acquisition.

Capital reserve on consolidation represents excess of the Group's share in the net worth of a subsidiary over the cost of acquisition at each point of time of making the investment in the subsidiary. Goodwill arising on consolidation is not amortised, however, it is tested for impairment annually. In the event of cessation of operations of a subsidiary, the unimpaired goodwill is written off fully.

Goodwill on consolidation arising on acquisitions on or after the date of transition represents the excess of the cost of acquisition at each point of time of making the investment in the subsidiary, over the Group's share in the fair value of the net assets of a subsidiary.

c. Property, Plant and Equipment

- **Recognition and Measurement**

Property, Plant and Equipment are measured at cost of acquisition or construction less accumulated depreciation and accumulated impairment losses, if any. Cost includes purchase price, non-refundable taxes and duties and all other costs attributable to bringing the asset to its working condition for intended use and estimated costs of dismantling and removing items and restoring the site on which it is located. Financing costs relating to borrowing funds attributable to acquisition of Property, Plant and Equipment are also included, for the period till such asset is put to use.

Spare parts and servicing equipment are recognized as property, plant and equipment, if they meet the definition property, plant and equipment and are expected to be used for more than one year. All other items of spares and servicing equipment are classified as item of inventories.

Subsequent Expenditure is capitalized only if it is probable that the future economic benefit associated with the expenditure will flow to the company and cost of the asset can be measured reliably.

Property, Plant and Equipment not ready for its intended use on the reporting date is disclosed as Capital Work-in-Progress and carried at cost.

- **Depreciation**

Depreciation on Property, Plant and Equipment is provided on the Straight Line Method (SLM) over the useful life of the assets as prescribed under Schedule II to the Companies Act, 2013. In respect of the Property, Plant and Equipment purchased during the year, depreciation is provided on pro rata basis from the date on which such asset is ready to be put to use. The estimated useful lives, residual values and depreciation method are reviewed at the end of each reporting period, with the effect of any such change in the estimate accounted for on a prospective basis.

The estimated useful lives of items of Property, Plant & Equipment as prescribed in Schedule II of Companies Act, 2013 are as follows

ASSET CLASS	ESTIMATED USEFUL LIFE
Buildings (incl. temporary structures)	3 - 60 Years
Plant & Machineries	3 - 15 years
Office Equipment	5 years
Furniture & Fixtures	10 years
Vehicles	8 - 10 years
Computers & Peripherals	3 - 6 years

- **Derecognition**

Carrying amount of Property, Plant and Equipment is derecognised upon disposal or when no future economic benefits are expected to arise from the continued use of the asset. Gain or loss arising on the disposal or retirement of an item of Property, Plant and Equipment is determined as the difference between the sales proceeds and the carrying amount of the asset and is recognised in profit or loss.

d. Intangible Assets

- **Recognition and Measurement**

Toll Collection Rights arising from Service Concession Arrangements

The Company constructs or upgrades infrastructure (construction or upgrade services) used to provide a public service and operates and maintains that infrastructure (operation services) for a specified period of time. These arrangements may include infrastructure used in a public-to-private service concession arrangement for its entire useful life.

Under the Concession Agreements, where the Company has received the right to charge users of the public service, such rights are recognised and classified as "Intangible Assets" in accordance with Appendix D- 'Service Concession Arrangements' of Ind AS 115- 'Revenue from contract with customer'. Such right is not an unconditional right to receive consideration because the amounts are contingent to the extent that the public uses the service and thus are recognised and classified as intangible assets. Such an intangible asset is recognised by the Company at cost (which is the fair value of the consideration received or receivable for the construction services delivered) and is capitalized when the project is complete in all respects and receives the completion certificate from the authority as specified in the Concession Agreement.

An asset carried under concession arrangements is derecognised on disposal or when no future economic benefits are expected from its future use or disposal.

Other Intangible Assets

Intangible assets with finite useful lives that are acquired separately are measured on initial recognition at cost and carried at cost less accumulated amortization and accumulated impairment losses.

Subsequent expenditure is capitalized only when it increases the future economic benefits embodied in the specific asset to which it relates. All other expenditure is recognized in profit and loss statement.

- **Amortisation**

The intangible rights which are recognised in the form of right to charge users of the infrastructure asset are amortized by taking proportionate of actual revenue received for the year over Total Projected Revenue from project to Cost of Intangible assets i.e. proportionate of actual revenue earned for the year over Total Projected Revenue from the Intangible assets expected to be earned over the balance concession period as estimated by the management.

As required, total Projected Revenue reviewed by the management at the end of each financial year and accordingly, the total projected revenue is adjusted to reflect any changes in the estimates which lead to the actual collection at the end of the concession period.

ASSET CLASS	ESTIMATED USEFUL LIFE
Software application	3 - 12 Years

- **Derecognition**

An intangible asset is derecognised on disposal, or when no future economic benefits are expected from use or disposal. Gains or losses arising from derecognition of an intangible asset, measured as the difference between the net disposal proceeds and the carrying amount of the asset, are recognised in profit or loss when the asset is derecognised.

Impairment of Tangible and Intangible Assets

At the end of each reporting period, the Company reviews the carrying amounts of its tangible and intangible assets to determine whether there is any indication that those assets have suffered an impairment loss. If any such indication exists, the recoverable amount of the asset is estimated in order to determine the extent of the impairment loss (if any). When it is not possible to estimate the recoverable amount of an individual asset, the Company estimates the recoverable amount of the cash-generating unit to which the asset belongs. When a reasonable and consistent basis of allocation can be identified, corporate assets are also allocated to individual cash-generating units, or otherwise they are allocated to the smallest group of cash-generating units for which a reasonable and consistent allocation basis can be identified.

Intangible assets with indefinite useful lives and intangible assets not yet available for use are tested for impairment at least annually, and whenever there is an indication that the asset may be impaired.

Recoverable amount is the higher of fair value less costs of disposal and value in use. In assessing value

in use, the estimated future cash flows are discounted to their present value using a pre-tax discount rate that reflects current market assessments of the time value of money and the risks specific to the asset for which the estimates of future cash flows have not been adjusted.

If the recoverable amount of an asset (or cash-generating unit) is estimated to be less than its carrying amount, the carrying amount of the asset (or cash-generating unit) is reduced to its recoverable amount. An impairment loss is recognised immediately in profit or loss.

When an impairment loss subsequently reverses, the carrying amount of the asset (or a cash-generating unit) is increased to the revised estimate of its recoverable amount, but so that the increased carrying amount does not exceed the carrying amount that would have been determined had no impairment loss been recognised for the asset (or cash-generating unit) in prior years. A reversal of an impairment loss is recognised immediately in profit or loss.

a. Inventories

Stock of construction materials, stores & spares and embedded goods and fuel is valued at cost or net realizable value, whichever is lower after providing for obsolescence, if any, except in case of byproducts which are valued at net realizable value. Cost of inventories comprises of cost of purchase, cost of conversion and directly attributable overheads incurred in bringing them to their present location and condition. Cost is determined on First in First Out basis.

Project Work in Progress

Project work in progress represents uncertified inventory valued at contract rate pending final certification.

b. Foreign Currency Transactions

Transactions in foreign currencies are translated into the respective functional currencies of the Company at the exchange rates at the date of the transaction or at an average rate if the average rate approximates the actual rate at the date of the transaction.

Monetary assets and liabilities denominated in foreign currencies are translated into the functional currency at the exchange rate at the reporting date. Nonmonetary assets and liabilities that are measured at fair value in a foreign currency are translated into the functional currency at the exchange rate when the fair value was determined. Non-monetary assets and liabilities that are measured based on historical cost in a foreign currency are translated at the exchange rate at the date of the transaction. Exchange differences are recognised in profit or loss.

c. Borrowing Costs

Borrowing costs that are directly attributable to the acquisition, construction or production of qualifying asset are capitalized as a part of the cost of such asset. A qualifying asset is one that necessarily takes a substantial period of time to get ready for its intended use. All others borrowing cost are recognized in the profit and loss in the period in which they are incurred.

d. Revenue Recognition

Revenue is recognised to the extent that it is probable that the economic benefits will flow to the Company and the revenue can be reliably measured, regardless of when the payment is being made. Revenue is measured at the fair value of the consideration received or receivable, taking into account contractually defined terms of payment and excluding taxes or duties collected on behalf of the government.

The specific recognition criteria described below must also be met before revenue is recognised.

- **Revenue under Service Concession Arrangements
Toll Income**

Income from Toll Operations is recognised in line with the Appendix D to Ind AS 115 – Service Concession Arrangements. The revenue is recognized in the period of collection which generally coincide as and when the traffic passes through toll plazas.

- **Annuity income**

The Company constructs the infrastructure (road) used to provide a public service and operates and maintains that infrastructure for a specified period of time. Under Appendix D to Ind AS 115 - Revenue from Contracts with Customers, this arrangement is accounted for based on the nature of the consideration. The intangible asset is used to the extent that the Company receives a right to charge the users of the public service. The financial asset is used when the Company has an unconditional right to receive cash or another financial asset from or at the direction of the grantor for the construction services.

Design-Build-Operate-Transfer (DBOT) contracts on Build, Operate & Transfer (BOT) annuity basis contain three Streams of revenue- Construction revenue, Financing income and Operations and maintenance (O&M) income. The construction stream of DBOT revenues and accounted for in the construction phase of DBOT, O&M income is recognized in the operating phase of the DBOT, while finance income is recognized over a concession period based on the imputed interest method.

The Company is rendering Construction and Maintenance Services to NHAI under the Hybrid Annuity Model.

For Recognition of Revenue, the Company has identified its performance obligation as Construction Services activity and Maintenance activity.

Revenue related construction services provided under service concessionaire arrangement is recognized based on the stage of completion of the work performed. The stage of completion is assessed by reference to input method i.e. cost incurred till the date in proportion to total estimated cost to complete the work.

Revenue from Operation & Maintenance activities are recognized at an amount for which it has right to consideration (i.e. right to invoice) from customer that corresponds directly with the value of the performance completed to that date

Utility shifting Income is recognised as and when the work is completed and the same is certified by the Client.

- **Revenue from Sale of Goods**

Revenue from the sale of goods in the course of ordinary activities is measured at the fair value of the consideration received or receivable. Revenue is recognised when the significant risks and rewards of ownership have been transferred to the buyer, recovery of the consideration is probable, the associated costs and possible return of goods can be estimated reliably, there is no continuing effective control over, or managerial involvement with, the goods, and the amount of revenue can be measured reliably.

- **Service income**

It requires a contract as well as the various performance obligations contained in the contract to be identified. The number of performance obligations depends on the types of contracts and activities.

The fundamental principle is that the recognition of revenue from contracts with customers must reflect;

- The rate at which performance obligations are fulfilled, corresponding to the transfer to a customer of control of a good or service;
- Amount to which the seller expects to be entitled as consideration for its activities. The way in which transfer of control of a good or service is analyzed is crucial, since that transfer determines the recognition of revenue. The transfer of control of a good or service may take place continuously (revenue recognition on a progress towards completion basis) or on a specific date (recognition on completion).

Service income is recognized as per the terms of contracts with the customers when the related services are performed as per the stage of completion or on the achievement of agreed milestones and are net of indirect taxes, wherever applicable

Contract amendments (relating to the price and/or scope of the contract) are recognized when approved by the client. Where amendments relate to new goods or services regarded as distinct under Ind AS 115, and where the contract price increases by an amount reflecting "stand-alone selling prices" of the additional goods or services, those amendments are recognized as a distinct contract.

Goods and Service Tax [GST] is not received by the Company on its own account. Rather, it is tax collected on value added to the goods by the Company on behalf of the government. Accordingly, it is excluded from revenue.

- **Other Income**

Interest income is recognized on a time proportion basis, by reference to the principal outstanding and the applicable EIR. The EIR is the rate that exactly discounts estimated future cash payments or receipts through the expected life of financial instruments to:

- The gross carrying amount of the financial assets, or
- The amortized cost of the financial liability

Dividend income is recognized when the right to receive dividend is established.

All other income is accounted on accrual basis when no significant uncertainty exists regarding the amount that will be received.

e. Contract Balances

Contract assets

A contract asset is the right to consideration in exchange for goods or services transferred to the customer. If the Company performs by transferring goods or services to a customer before the customer pays consideration or before payment is due, a contract asset is recognised for the earned consideration that is conditional.

Trade receivables

A receivable represents the Company's right to an amount of consideration that is unconditional (i.e., only the passage of time is required before payment of the consideration is due).

Contract liabilities

A contract liability is the obligation to transfer goods or services to a customer for which the Company has received consideration (or an amount of consideration is due) from the customer. If a customer pays consideration before the Company transfers goods or services to the customer, a contract liability is recognised when the payment is made or the payment is due (whichever is earlier). Contract liabilities are recognised as revenue when the Company performs under the contract.

f. Employee Benefits

- **Defined benefit plans**

The company's gratuity benefit scheme is defined benefit plan. The company's net obligation in respect of defined benefit plan is calculated by estimating the amount of future benefit that employees have earned in return for their service in the current and prior periods; that benefit is discounted to determine its present value. The Company accounts for the liability for the gratuity benefits payable in future based on an independent actuarial valuation carried out using Projected Unit Credit Method considering discounting rate relevant to Government Securities at the Balance Sheet Date.

Defined benefit costs in the nature of current and past service cost and net interest expense or income are recognized in the statement of profit and loss in the period in which they occur. Actuarial gains and losses arising from defined benefit plans in the balance sheet with a charge or credit recognised in other comprehensive income in the period in which they occur and is reflected immediately in retained earnings and not reclassified to profit or loss. Past service cost is recognised in profit or loss in the period of a plan amendment.

The Company determines the net interest expense/ (income) on the net defined benefit liability/ (asset) for the period by applying the discount rate used to measure the defined benefit obligation at the beginning of the annual period to the then-net defined benefit liability/ (asset), taking into account any changes in the net defined benefit liability/ (asset) during the period as a result of contributions and benefit payments. Net interest expense and other expenses related to defined benefit plans are recognized in profit or loss.

When the benefits of a plan are changed or when a plan is curtailed, the resulting change in benefit that relates to past service ('past service cost' or 'past service gain') or the gain or loss on curtailment is recognized immediately in profit or loss. The Company recognizes gains and losses on the settlement of a defined benefit plan when the settlement occurs.

- **Defined Contribution plan**

Company's contribution to provident fund and employee state insurance scheme are considered as defined contribution plans and are charged as an expense as they fall due based on the amount of contribution required to be made and when services are rendered by the employee.

- **Compensated Absences**

Employees can carry forward a portion of the unutilized accrued leaves and utilize it in future service periods or receive cash compensation on termination of employment. Provision for Compensated Absences and its classifications between current and non-current liabilities are based on independent actuarial valuation. The actuarial valuation is done as per the projected unit credit method as at the reporting date.

- **Short Term Employee Benefits**

All employee benefits falling due wholly within twelve months of rendering the service are classified as short term employee benefits. These are measured on an undiscounted basis and expensed as the related service is provided. A liability is recognised for the amount expected to be paid if the Company has a present legal or constructive obligation to pay this amount as a result of past service provided by the employee and the obligation can be estimated reliably.

g. Income Tax

Income tax comprises of current tax and deferred tax. It is recognized in the profit and loss statement, except to the extent that it relates to and item recognized directly in equity or in other comprehensive income.

- **Current Tax**

Current tax comprises of the expected tax payable or receivable on the taxable income or loss for the year and any adjustment to the tax payable or receivable in respect of previous years. The amount of current tax reflects the best estimate of the tax amount expected to be paid or received after considering the uncertainty, if any, related to income taxes. It is measured using tax rates (and tax laws) enacted or substantively enacted by the reporting date.

Current tax assets and current income tax liabilities are measured at the amount expected to be recovered from or paid to the taxation authorities. The tax rates and tax laws used to compute the amount are those that are enacted or substantially enacted at the reporting date.

Minimum Alternate Tax (MAT) eligible for set-off in subsequent years (as per tax laws), is recognised as an asset by way of credit to the Statement of Profit and Loss only if there is convincing evidence of its realisation. At each Balance Sheet date, the carrying amount of MAT Credit Entitlement receivable is reviewed to reassure realization.

The Following Subsidiary companies has opted for new tax regime Pursuant to Taxation Law (Amendment) Ordinance, 2019 ("Ordinance") issued by Ministry of Law and Justice (Legislation Department) on September 20, 2019 and which is effective from April 1, 2019, domestic companies have an option to pay corporate Income Tax @ 22% + Surcharge and Cess ("New Tax Rate") subject to certain conditions as per section 115BAA of the Income Tax Act, 1961.

SR.NO	NAME OF COMPANY
1	Patel Darah Jhalawar Highway Private Limited
2	Patel Cholapuram Thanjavur Highway Private Limited
3	Patel Sethiyahopu-Cholapuram Highway Private Limited
4	Patel Vadodara Kim Expressway Private Limited

- **Deferred Tax**

Deferred tax is recognised in respect of temporary differences between the carrying amounts of assets and liabilities in the company's financial statements and the corresponding tax bases used in computation of taxable profit. Deferred Tax is also recognized in respect of carried forward tax losses and tax credits.

Deferred tax assets are generally recognised for all taxable temporary differences to the extent that is probable that taxable profits will be available against which those deductible temporary differences can be utilised. The carrying amount of deferred tax assets is reviewed at the end of each reporting period and reduced to the extent that it is no longer probable that sufficient taxable profits will be available to allow all or part of the asset to be recovered.

Deferred tax liabilities and assets are measured at the tax rates that are expected to apply in the period in which the liability is settled or the asset realized, based on the tax rates and tax laws that have been enacted or substantially enacted by the end of the reporting period.

The measurement of deferred tax liabilities and assets reflects the tax consequences that would follow from the manner in which the company expects, at the end of reporting period, to recover or settle the carrying amount of its assets and liabilities.

Deferred tax assets and liabilities are offset if there is a legally enforceable right to offset current tax liabilities and assets, and they relate to income taxes levied by the same tax authority on the same taxable entity, or on different tax entities, but they intend to settle current tax liabilities and assets on a net basis or their tax assets and liabilities will be realised simultaneously.

Any tax credit available is recognised as deferred tax to the extent that it is probable that future taxable profit will be available against which the unused tax credit can be utilized. The said asset is created by way of credit to the statement of Profit and loss and shown under the head of deferred tax.

h. Segment Reporting

In accordance with the requirements of Ind AS 108 - "Segment Reporting", the Company is primarily engaged in a business of Infrastructure Development and has no other primary reportable segments. Further, the Company operates on Pan India basis and accordingly has no reportable geographical segments. The Managing Director of the Company allocates the resources and assess the performance of the Company, thus he is the Chief Operating Decision Maker (CODM). The CODM monitors the operating results of the business as a single segment, hence no separate segment needs to be disclosed.

i. Provisions Contingent Liabilities & Contingent Assets

A provision is recognized when the Company has a present legal or constructive obligation as a result of past event and it is probable that an outflow of resources embodying economic benefits will be required to settle the obligation and the amount can be reliably estimated at the reporting date.

Provision are recognized base on the best estimate of the management with respect to the amount required to settle the present obligation at the end of the reporting period, taking into account the risks and uncertainties surrounding the obligation. When a provision is measured using the cash flows estimated to settle the present obligation, its carrying amount is the present value of those cash flows when the effect of the time value of money is material.

Disclosure for a contingent liability is made when there is a possible obligation or a present obligation that may, but probably will not require an outflow of resources embodying economic benefits or the amount of such obligation cannot be measured reliably. When there is a possible obligation or a present obligation in respect of which likelihood of outflow of resources embodying economic benefits is remote, no provision or disclosure is made

A contingent asset is not recognized but disclosed in the financial statements where and inflow of economic benefits is probable.

j. Financial instruments

A financial instrument is any contract that gives rise to a financial asset of one entity and a financial liability or equity instrument of another entity.

• Financial assets

i. Initial recognition and measurement of financial assets

All financial assets are recognized initially at fair value. Transaction costs that are directly attributable to the acquisition of financial assets that are not at fair value through profit or loss are added to the fair value on initial recognition. Purchases or sales of financial assets that require delivery of assets within a time frame established by regulation or convention in the market place (regular way trades) are recognised on the trade date i.e. the date that the Company commits to purchase or sell the asset.

ii. Subsequent measurement of financial assets

For purposes of subsequent measurement, financial assets are classified in three categories:

- **Financial assets at amortized cost:**

A financial asset is measured at amortized cost if it is held within a business model whose objective is to hold financial assets in order to collect contractual cash flows and the contractual terms of the financial asset give rise on specified dates to cash flows that are solely payments of principal and interest (SPPI) on the principal amount outstanding.

- **Financial assets at fair value through other comprehensive income:**

A financial asset is measured at fair value through other comprehensive income if it is held within a business model whose objective is achieved by both collecting contractual cash flows and selling financial assets, and the contractual terms of the financial asset give rise on specified dates to cash flows that are solely payments of principal and interest (SPPI) on the principal amount outstanding. Financial assets included within the FVTOCI category are measured initially as well as at each reporting date at fair value. Fair value movements are recognized in the other comprehensive income (OCI).

- **Financial assets at fair value through profit or loss:**

FVTPL is a residual category for financial assets. Any financial asset which does not meet the criteria for categorization as at amortized cost or as FVTOCI is classified as at FVTPL.

- **Investments in Equity Instruments**

All Equity Investments falling within the scope of Ind AS – 109 are measured at Fair Value through Profit and Loss (FVTPL) with all fair value changes being recognized in profit and loss statement.

iii. De-recognition of financial assets

A financial asset is de-recognized when the contractual rights to the cash flows from the financial asset expire or the Company has transferred its contractual rights to receive cash flows from the asset or has assumed an obligation to pay the received cash flows in full without material delay to a third party under a 'pass-through' arrangement; and either (a) the Company has transferred substantially all the risks and rewards of the asset, or (b) the Company has neither transferred nor retained substantially all the risks and rewards of the asset, but has transferred control of the asset.

When the Company has transferred its rights to receive cash flows from an asset or has entered into a pass-through arrangement, it evaluates if and to what extent it has retained the risks and rewards of ownership. When it has neither transferred nor retained substantially all of the risks and rewards of the asset, nor transferred control of the asset, the Company continues to recognize the transferred asset to the extent of the Company's continuing involvement. In that case, the Company also recognizes an associated liability. The transferred asset and the associated liability are measured on a basis that reflects the rights and obligations that the Company has retained.

Continuing involvement that takes the form of a guarantee over the transferred asset is measured at the lower of the original carrying amount of the asset and the maximum amount of consideration that the Company could be required to repay.

iv. Impairment of financial assets

The Company recognizes loss allowances using the expected credit loss (ECL) model for the financial assets. Expected credit losses are measured at an amount equal to the 12-month ECL, unless there has been a significant increase in credit risk from initial recognition in which case those are measured at lifetime ECL. The amount of expected credit losses (or reversal) that is required to adjust the loss allowance at the reporting date to the amount that is required to be recognised is recognized as an impairment gain or loss in profit or loss.

Financial Liabilities

i. Initial recognition and measurement of financial liabilities

The Company's financial liabilities include trade and other payables, loans and borrowings including bank overdrafts and derivative financial instruments.

All financial liabilities are recognised initially at fair value. All financial liabilities are recognised initially at fair value and, in the case of loan and borrowings and payable, net of directly attributable transaction costs.

For trade and other payables maturing within one year from the Balance Sheet date, the carrying amounts approximate fair value due to the short maturity of these instruments.

ii. Subsequent measurement of financial liabilities

The measurement of financial liabilities depends on their classification, as described below:

• Financial liabilities at fair value through profit or loss

Financial liabilities at fair value through profit or loss include financial liabilities designated upon initial recognition as at fair value through profit or loss.

Financial liabilities designated upon initial recognition at fair value through profit or loss are designated at the initial date of recognition, and only if the criteria in Ind-AS 109 are satisfied. For liabilities designated as FVTPL, fair value gains/ losses attributable to changes in own credit risks are recognized in OCI. These gains/ losses are not subsequently transferred to P&L. However, the Company may transfer the cumulative gain or loss within equity. All other changes in fair value of such liability are recognised in the statement of profit or loss.

• Loans and Borrowings

This is the category most relevant to the Company. After initial recognition, interest-bearing borrowings are subsequently measured at amortised cost using the EIR method. Gains and losses are recognised in profit or loss when the liabilities are derecognised as well as through the EIR amortisation process.

Amortised cost is calculated by taking into account any discount or premium on acquisition and fees or costs that are an integral part of the EIR. The EIR amortisation is included as finance costs in the statement of profit and loss. This category generally applies to borrowings.

iii. Derecognition of financial liabilities

A financial liability (or a part of a financial liability) is derecognised from its balance sheet when, and only when, it is extinguished i.e. when the obligation specified in the contract is discharged or cancelled or expired.

When an existing financial liability is replaced by another from the same lender on substantially different terms, or the terms of an existing liability are substantially modified, such an exchange or modification is treated as the derecognition of the original liability and the recognition of a new liability. The difference in the respective carrying amounts is recognised in the statement of profit or loss.

Offsetting of financial instruments

Financial assets and financial liabilities are offset and the net amount is reported in the balance sheet if the Company currently has enforceable legal right to offset the recognised amounts and there is an intention to settle on a net basis, to realise the assets and settle the liabilities simultaneously.

k. Lease

Company as a lessee

The Company applies a single recognition and measurement approach for all leases, except for short-term leases and leases of low-value assets. The Company recognizes lease liabilities to make lease payments and right-of-use assets representing the right to use the underlying assets.

i. Right-of-use assets

The Company recognises right-of-use assets at the commencement date of the lease. Right-of-use assets are measured at cost, less any accumulated depreciation and impairment losses, and adjusted for any remeasurement of lease liabilities. The cost of right-of-use assets includes the amount of lease liabilities recognised, initial direct costs incurred, lease payments made at or before the commencement date less any lease incentives received. Right-of-use assets are depreciated on a straight-line basis from the commencement date to the end of lease term. If ownership of the leased asset transfers to the Company at the end of the lease term or the cost reflects the exercise of a purchase option, depreciation is calculated using the estimated useful life of the asset. The right-of-use assets are also subject to impairment. Refer to the accounting policies of Impairment of non-financial assets.

ii. Lease liabilities

At the commencement date of the lease, the Company recognises lease liabilities measured at the present value of lease payments to be made over the lease term. The lease payments include fixed payments less any lease incentives receivable, variable lease payments that depend on an index or a rate, and amounts expected to be paid under residual value guarantees. The lease payments also include the exercise price of a purchase option reasonably certain to be exercised by the Company and payments of penalties for terminating the lease, if the lease term reflects the Company exercising the option to terminate. Variable lease payments that do not depend on an index or a rate are recognised as expenses in the period in which the event or condition that triggers the payment occurs. In calculating the present value of lease payments, the Company uses its incremental borrowing rate at the lease commencement date because the interest rate implicit in the lease is not readily determinable. After the commencement date, the amount of lease liabilities is increased to reflect the accretion of interest and reduced for the lease payments made. In addition, the carrying amount of lease liabilities is remeasured if there is a modification, a change in the lease term, a change in the lease payments or a change in the assessment of an option to purchase the underlying asset.

iii. Short term leases and leases of low value of assets

The Company applies the short-term lease recognition exemption to its short-term leases of machinery and equipment. It also applies the lease of low-value assets recognition exemption to leases that are considered to be low value. Lease payments on short-term leases and leases of low-value assets are recognised as expense on a straight-line basis over the lease term.

Company as a lessor

Leases in which the Company does not transfer substantially all the risks and rewards incidental to ownership of an asset are classified as operating leases. Rental income arising is accounted for on a straight-line basis over the lease terms. Initial direct costs incurred in negotiating and arranging an operating lease are added to the carrying amount of the leased asset and recognised over the lease term on the same basis as rental income. Contingent rents are recognised as revenue in the period in which they are earned.

i. Fair Value Measurement

The company measures financial instrument such as Investment in Mutual Fund at fair value at each balance sheet date.

Fair value is the price that would be received to sell an asset or paid to transfer a liability in an orderly transaction between market participants at the measurement date. The fair value measurement assumes that the transaction to sell the asset or transfer the liability takes place either:

- In the principal market for the asset or liability, or
- In the absence of a principal market, in the most advantageous market for the asset or liability

The principal or the most advantageous market must be accessible by the Company.

The fair value of an asset or a liability is measured using the assumptions that market participants would use when pricing the asset or liability, assuming that market participants act in their economic best interest.

A fair value measurement of a non-financial asset takes into account a market participant's ability to generate economic benefit by using the asset in its highest and best use or by selling it to another market participant that would use the asset in its highest and best use.

The company uses valuation techniques that are appropriate in the circumstances and for which sufficient data are available to measure fair value, maximizing the use of relevant observable inputs and minimizing the use of unobservable inputs.

All assets and liabilities for which fair value is measured or disclosed in the financial statements are categorized within the fair value hierarchy, described as follows, based on the lowest level input that is significant to the fair value measurement as a whole:

- Level 1 – Quoted (unadjusted) market price in active markets for identical assets or liabilities
- Level 2 – Valuation techniques for which the lowest level input that is significant to the fair value measurement is directly or indirectly observable
- Level 3 – Valuation techniques for which the lowest level input that is significant to the fair value measurement is unobservable

For assets and liabilities that are recognised in the financial statements on a recurring basis, the company determines whether transfers have occurred between levels in the hierarchy by re-assessing categorization (based on the lowest level input that is significant to the fair value measurement as a whole) at the end of each reporting period.

The company's management determines the policies and procedures for both recurring fair value measurement, such as derivative instruments

At each reporting date, the management analyses the movements in the values of assets and liabilities which are required to be re-measured or re-assessed as per the company's accounting policies. For this analysis, the management verifies the major inputs applied in the latest valuation by agreeing the information in the valuation computation to contracts and other relevant documents.

The management also compares the change in the fair value of each asset and liability with relevant external sources to determine whether the change is reasonable on yearly basis.

For the purpose of fair value disclosures, the Company has determined classes of assets and liabilities on the basis of the nature, characteristics and risks of the asset or liability and the level of the fair value hierarchy, as explained above.

This note summarises accounting policy for fair value. Other fair value related disclosures are given in the relevant notes.

- Significant accounting judgements, estimates and assumptions
- Quantitative disclosures of fair value measurement hierarchy
- Financial instruments (including those carried at amortized cost)

m. Cash and Cash Equivalents

Cash and Cash Equivalents in the Balance Sheet comprise cash on hand, bank balance in current and cash credit accounts and short term highly liquid instruments.

n. Earnings per share

Basic earnings per share is calculated by dividing the net profit or loss for the year attributable to equity shareholders by the weighted average number of equity shares outstanding during the year.

For the purpose of calculating diluted earnings per share, the net profit or loss for the year attributable to equity shareholders and the weighted average number of shares outstanding during the year are adjusted for the effects of all dilutive potential equity shares.

o. Interest in Joint Arrangements

As per Ind AS 111 - Joint Arrangements, investment in Joint Arrangement is classified as either Joint Operation or Joint Venture. The classification depends on the contractual rights and obligations of each investor rather than legal structure of the Joint Arrangement.

In case of Joint Operation

The Company recognises its direct right to assets, liabilities, revenue and expenses of Joint Operations and its share of any jointly held or incurred assets, liabilities, revenues and expenses. These have been incorporated in the financial statements under the appropriate headings and are included in the segments to which they relate.

The audited financial information of below mentioned joint operations ventured by the company for years mentioned there against have been included in the Consolidated financial statements:

JOINT OPERATION	DATE OF FORMATION	CONTROLLING SHARE
PIPL KCL JV	17.09.2013	51
Sadbhav PIPL JV	21.07.2015	49
Kalthia Engineering & Construction Limited Patel Infrastructure Private Limited Joint Venture	09.03.2015	30

p. RECENT ACCOUNTING PRONOUNCEMENTS

MCA notifies new standards or amendments to existing standards under Companies (Indian Accounting Standards) Rules as issued from time to time. During the year ended March 31, 2024, MCA has not notified any new standards or amendments to the existing standards applicable to the Company.

NOTES TO CONSOLIDATED FINANCIAL STATEMENT

NOTE 5 - PROPERTY, PLANT & EQUIPMENT, CAPITAL WORK-IN-PROGRESS AND INTANGIBLE ASSETS

PATEL INFRASTRUCTURE LIMITED
CIN: U45201GJ2004PLC043955

(₹ in Lakhs)

GROSS BLOCK	PROPERTY, PLANT & EQUIPMENT					RIGHT OF USE ASSETS	
	FREE HOLD LAND	BUILDINGS	PLANT & MACHINERY	FURNITURE & FIXTURES	MOTOR VEHICLES	OFFICE EQUIPMENT	ROU - LAND
Balance as at April 1, 2022	1,629.50	340.47	31,529.23	1,622.79	9,831.31	611.39	541.70
Additions	-	-	7,559.29	1,522.54	2,932.91	127.27	56.59
Disposals	-	-	1,255.57	-	187.87	-	-
Demerger	-	-	-	-	-	-	-
Balance as at March 31, 2023	1,629.50	340.47	37,832.95	3,145.32	12,576.34	738.66	598.30
Balance as at April 1, 2023	1,629.50	340.47	44,292.79	3,145.32	227.48	738.66	598.30
Additions	-	12.95	3,732.43	759.55	2,221.45	285.14	44.92
Disposals	110.37	-	2,015.12	5.69	580.24	8.56	-
Sale of Subsidiaries* (Refer note no "e")	-	13.10	-	-	7.97	-	21.07
Balance as at March 31, 2024	1,519.13	340.31	46,010.10	3907.91	24382.08	1,015.24	643.23

ACCUMULATED DEPRECIATION	PROPERTY, PLANT & EQUIPMENT					RIGHT OF USE ASSETS	
	FREE HOLD LAND	BUILDINGS	PLANT & MACHINERY	FURNITURE & FIXTURES	MOTOR VEHICLES	OFFICE EQUIPMENT	ROU - LAND
Balance as at April 1, 2022	-	33.13	10,746.90	633.02	5,355.07	447.71	346.69
Additions	-	9.11	3,115.29	215.04	1,132.76	54.98	138.17
Disposals	-	-	757.78	-	153.75	-	-
Balance as at March 31, 2023	-	42.24	13,104.41	848.06	6,334.07	502.69	484.86
Balance as at April 1, 2023	-	42.24	15,804.41	848.06	11861.72	502.69	484.86
Additions	-	9.16	3,629.46	320.00	1,494.27	84.70	106.02
Disposals	-	-	853.16	2.41	452.41	7.22	-
Sale of Subsidiaries* (Refer note no "e")	-	0.90	-	-	6.17	-	7.07
Balance as at March 31, 2024	-	50.50	18,580.71	1,165.66	12897.40	580.17	590.88

CARRYING AMOUNT (NET)	PROPERTY, PLANT & EQUIPMENT					RIGHT OF USE ASSETS	
	FREE HOLD LAND	BUILDINGS	PLANT & MACHINERY	FURNITURE & FIXTURES	MOTOR VEHICLES	OFFICE EQUIPMENT	ROU - LAND
As at March 31, 2023	1,629.50	298.22	24,728.55	2,297.26	6,242.26	235.97	113.44
As at March 31, 2024	1,519.13	289.81	27,429.39	2,740.37	11,484.68	435.06	52.35

Other Notes

- Individual assets of Property, Plant and Equipment has been reclassified wherever necessary.
- Refer Note 18.1, 18.2 and 22.1 for assets mortgaged / hypothecated as security.
- Estimated useful life of the assets is in line with useful life prescribed in schedule II of The Companies Act, 2013.
- For capital commitments made by the company as at the balance sheet date, Refer note 41(b).

- (e) Reduction is due to sale of entire equity shares held in two of subsidiaries. Also refer note 49 for more details.
(f) Refer Note 5.1 for Ageing of Capital Work in Progress.

(₹ in Lakhs)

GROSS BLOCK	Total Intangible Assets	Capital Work in progress
Balance as at April 1, 2020	328.26	157.28
Additions	-	13.25
Disposals	-	-
Balance as at April 1, 2022	328.26	183.10
Additions	-	90.58
Disposals	-	200.00
Balance as at March 31, 2023	328.26	73.67
Balance as at April 1, 2023	328.26	73.67
Additions	-	-
Disposals	-	73.67
Balance as at March 31, 2024	328.26	0.00

(₹ in Lakhs)

ACCUMULATED DEPRECIATION	Total Intangible Assets	Capital Work in progress
Balance as at April 1, 2022	145.80	-
Depreciation / amortisation for the year	23.48	-
Disposals	-	-
Balance as at March 31, 2023	169.28	-
Balance as at April 1, 2023	169.28	-
Additions	23.48	-
Disposals	-	-
Balance as at March 31, 2024	192.76	-

(₹ in Lakhs)

ACCUMULATED DEPRECIATION	Total Intangible Assets	Capital Work in progress
As at March 31, 2023	158.97	73.67
As at March 31, 2024	135.49	0.00

- (a) Individual assets of Property, Plant and Equipment has been reclassified wherever necessary.
(b) Refer Note 18.1, 18.2 and 22.1 for assets mortgaged / hypothecated as security.
(c) Estimated useful life of the assets is in line with useful life prescribed in schedule II of The Companies Act, 2013.
(d) For capital commitments made by the company as at the balance sheet date, Refer note 40(b).

NOTES TO CONSOLIDATED FINANCIAL STATEMENT

PATEL INFRASTRUCTURE LIMITED
CIN: U45201GJ2004PLC043955

Note 5(a) : Leases

The Company has elected below practical expedients on transition to Ind AS 116:

1. Applied a single discount rate to a portfolio of leases with reasonably similar characteristics.
2. Excluded the initial direct costs from the measurement of right of use asset at the date of initial application.
3. A contract is, or contains, a lease if the contract conveys the right to control the use of an identified assets for a period of time in exchange for consideration.
4. The Company has elected not to apply the requirements of Ind AS 116 to short term leases of all the assets that have a lease term of twelve months or less and leases for which the underlying asset is of low value. The lease payments associated with these leases are recognized as an expense on a straight line basis over the lease term.

The following is the movement in lease liabilities during the year ended 31 March, 2023 and 31 March, 2024

(₹ in Lakhs)

PARTICULARS	AMOUNT
Balance as at April 01, 2022	201.15
Lease liabilities on account of adoption of Ind AS 116	56.59
Interest on lease liability (Refer Note 31)	18.08
Payments of lease liabilities	145.98
Balance as at March 31, 2023	129.84
Balance as at April 1, 2023	129.84
Lease liabilities on account of adoption of Ind AS 116	44.92
Interest on lease liability (Refer Note 31)	7.23
Payments of lease liabilities	114.72
Balance as at March 31, 2024	67.27

Bifurcation of Lease Liabilities:

(₹ in Lakhs)

PARTICULARS	"AS AT MARCH 31, 2024"	"AS AT MARCH 31, 2023"
Current	50.50	97.17
Non Current	16.78	32.68

Disclosure of Operating Leases under Ind AS 17

The details regarding the of lease liabilities as at March 31, 2024 and March 31, 2023 are as follows:

(₹ in Lakhs)

PARTICULARS	"AS AT MARCH 31, 2024"	"AS AT MARCH 31, 2023"
Less than one year	50.50	97.17
One to five years	16.68	32.68
More than five years	-	-
Total	67.18	129.85

Leases as lessee

The Company has obtained premises (office, residential and godowns), machineries and cars taken on lease. The terms of lease include terms of renewals, increase in rent in future period, terms of cancellation, etc. The agreements are executed for a period of 11 months to 37 months with a renewable clause and also provide for termination at will by either party giving a prior notice of 1 to 3 months at any time during the lease term.

Amounts recognised in the Standalone Statement of Profit and Loss (₹ in Lakhs)

PARTICULARS	"AS AT MARCH 31, 2024"	"AS AT MARCH 31, 2023"
Rent Expenses (Refer Note 32)	735.62	479.08
Total	735.62	479.08

Note 5.1:Capital WIP Ageing Schedule

CWIP	AMOUNT IN CWIP AS AT 31/03/2024				
	LESS THAN 1 YEAR	1-2 YEARS	2-3 YEARS	MORE THAN 3 YEARS	TOTAL
Project in progress	-	-	-	-	

CWIP	AMOUNT IN CWIP AS AT 31/03/2023				
	LESS THAN 1 YEAR	1-2 YEARS	2-3 YEARS	MORE THAN 3 YEARS	TOTAL
Project in progress	-	-	73.67	-	73.67

Note 6 : Investments

(₹ in Lakhs)

PARTICULARS	As at March 31, 2024	As at March 31, 2023
Investment in equity instruments		
Quoted "at Market Value"		
24 Equity Shares in Reliance Power Limited, of Rs. 10 fully paid up (Refer note no 6.2)	-	-
Unquoted		
10,000 Equity Shares in Jay Hind Leasing & Finance Limited, of Rs. 10 fully paid up	1.00	1.00
2,50,000 (P.Y. 2,50,000) Equity Shares in Grand Mahi Club & Banquets Private Limited, of INR 10 fully paid up	25.00	25.00
12 Equity in The Sarvodaya Co-Op. Credit Soc. Limited, of Rs. 10 fully paid up	0.03	0.03
2 Equity in The Co-Op. Bank of Rajkot Limited, of Rs. 25 fully paid up (Refer note no 6.2)	-	-
Investments in Bonds		
Sardar Sarovar Narmada Nigam Bond	32.13	32.13
Total	58.16	58.16

Note 6.1: In case of investments in shares of private limited companies which are immaterial to the company and where fair value is not readily available from the market observable inputs are valued at Cost.

Note 6.2 : Absolute amount of investment pertains to Reliance Power Limited and The Co-Op Bank of Rajkot Limited is of INR 677.64/- and INR 50/- respectively (As at March 31, 2023 INR 340.92 and INR 50 respectively).

Note 7 : Other Non current financial assets

(₹ in Lakhs)

PARTICULARS	AS AT MARCH 31, 2024	AS AT MARCH 31, 2023
Security deposits and retention money	82.49	2,015.3
Fixed Deposits - Maturing after 12 months from reporting date*	1,397.87	3,549.26
Fixed Deposits for NCD- Maturing after 12 months from reporting date**	-	299.1
Receivable under Service Concession Agreement	71,386.65	167,138.59
Total	72,867.01	173,002.25

*Above Fixed Deposits made with bank, are given to customers as Security and Earnest Money Deposit and Lien Marked with bank.

**Above Fixed Deposits in bank is Lien Marked with bank for Debentures and is also in compliance as per notification of MCA having G.S.R. 574(E) dated 16th August, 2019.

Note 7.1 Refer Note 34 for Related party transactions and outstanding balances.

Note 8 : Deferred Tax (Assets)/ Liabilities (Net)

(₹ in Lakhs)

PARTICULARS	AS AT MARCH 31, 2024	AS AT MARCH 31, 2023
Deferred Tax Liabilities		
Excess of depreciation and amortization on fixed assets under income tax law over depreciation and amortization provided in accounts	2,637.35	2,876.80
Fair Valuation of financial liabilities	1.04	108.90
Measurement of Financials assets at amortised cost	8,259.06	
Unamortised Processing Fees	-	61.63
Prepaid Expenses	468.19	990.93
Difference in carrying value and tax base in measurement of financial instrument at amortised cost	-	4,923.06
Fair Valuation of non-current Investment carried at FVTPL	0.00	0.13
Provision for Expected Credit Loss	24.06	-
Less: Deferred Tax Assets		
Provision for Expected Credit Loss	-	272.46
Provision for Gratuity	241.88	199.63
Provision for Compensated absences	72.53	52.50
Provision for Bonus	-	52.26
Fair Valuation of financial assets	1.04	56.58
Capital Expenditure allowable in future years under Income Tax Law	1,395.88	77.92
MAT Credit Entitlement	1,290.78	1,719.53
Unabsorbed Business losses	497.75	3,150.48
Net Deferred Tax Liabilities / (Assets)	7,889.84	3,380.10

Note 8.1 Refer Note 41 for Movement in Deferred Taxes.

Note 9 : Other Non current assets

(₹ in Lakhs)

PARTICULARS	AS AT MARCH 31, 2024	AS AT MARCH 31, 2023
Security deposits and retention money	428.81	387.36
Advances for capital goods	224.94	321.46
Prepaid Expenses	130.74	1,298.01
Unamortised Processing Fees	745.67	1,275.17
Total	1,530.17	3,282.00

Note 9.1 Refer Note 34 for Related party transactions and outstanding balances.

Note 10 : Inventories

(₹ in Lakhs)

PARTICULARS	AS AT MARCH 31, 2024	AS AT MARCH 31, 2023
Construction Material	49,971.93	32,530.60
Total	49,971.93	32,530.60

Note 10.1: Construction material are hypothecated to bank against working capital facility.

Note 11 : Trade receivables

(₹ in Lakhs)

PARTICULARS	AS AT MARCH 31, 2024	AS AT MARCH 31, 2023
Unsecured, considered good	10,329.68	59,656.91
	10,329.68	59,656.91
Allowance for expected credit loss (Refer Note 11.2)	95.59	1,082.55
Total	10,234.09	58,574.36

Note 11.1 Trade receivables are hypothecated to bank against working capital facility. (Refer Note 22.1)

"Note 11.2 Fair value of trade receivables is not materially different from carrying value presented."

"Note 11.3 Expected Credit Loss:

Since, majority of receivables to the company are from Government Authorities and from subsidiary companies, they are relatively secured from credit losses in the future. Provision for expected delay in realisation of trade receivables beyond contractual terms is determined using a provision matrix which takes into account available external and internal liquidity risk factors including historical experience and adjusted for forward looking information. The Company uses an estimated economic value based on age of receivables to compute the expected credit loss allowance."

Note 11.4 Refer Note 11.4 for Ageing of Receivables.

Note 11.6 Refer Note 34 for Related party transactions and outstanding balances.

Note 11.4 Trade Receivable Ageing Schedule

(₹ in Lakhs)

SHAREHOLDER'S NAME	AS AT 31 ST MARCH, 2024 OUTSTANDING FOR FOLLOWING PERIODS FROM DUE DATE OF PAYMENT*							TOTAL
	"LESS THAN 6 MONTHS"	"6 MONTHS -1 YEAR"	1-2 YEARS	2-3 YEARS	MORE THAN 3	UNBILLED	NOT DUE	
(i) Undisputed Trade receivables -considered good	10,327.39	-	2.30	-	-	-	-	10,329.69
(ii) Undisputed Trade Receivables -which have significant increase in credit risk	-	-	-	-	-	-	-	-
(iii) Undisputed Trade Receivables -credit impaired	-	-	-	-	-	-	-	-
(iv) Disputed Trade Receivables -considered good	-	-	-	-	-	-	-	-
(v) Disputed Trade Receivables -which have significant increase in credit risk	-	-	-	-	-	-	-	-
(vi) Disputed Trade Receivables -credit impaired	-	-	-	-	-	-	-	-

(₹ in Lakhs)

SHAREHOLDER'S NAME	AS AT 31 ST MARCH, 2023 OUTSTANDING FOR FOLLOWING PERIODS FROM DUE DATE OF PAYMENT*							TOTAL
	"LESS THAN 6 MONTHS"	"6 MONTHS -1 YEAR"	1-2 YEARS	2-3 YEARS	MORE THAN 3	UNBILLED	NOT DUE	
(i) Undisputed Trade receivables -considered good	44,537.70	2,100.65	10,795.74	2,222.81	-	-	-	59,656.91
(ii) Undisputed Trade Receivables -which have significant increase in credit risk	-	-	-	-	-	-	-	-
(iii) Undisputed Trade Receivables -credit impaired	-	-	-	-	-	-	-	-
(iv) Disputed Trade Receivables -considered good	-	-	-	-	-	-	-	-
(v) Disputed Trade Receivables -which have significant increase in credit risk	-	-	-	-	-	-	-	-
(vi) Disputed Trade Receivables -credit impaired	-	-	-	-	-	-	-	-

Note 11.5 : Change in Allowance for Expected Credit Loss

(₹ in Lakhs)

PARTICULARS	AS AT MARCH 31, 2024	AS AT MARCH 31, 2023
At the beginning of the year	1,082.55	861.63
Addition / (Deletion) during the year	986.96	220.92
Provision at the end of the year	95.59	1,082.55

Note 12 : Cash and Bank Balance

(₹ in Lakhs)

PARTICULARS	AS AT MARCH 31, 2024	AS AT MARCH 31, 2023
(A) Cash and Cash Equivalents		
a) Balance with banks		
- In Current Accounts	6,475.95	4,648.16
- In Cash Credit Accounts	3,326.53	2,172.46
- In Deposits with original maturity of less than 3 months	81.56	-
b) Cash on hand	57.88	122.86
Total (A)	9,941.91	6,943.48
(B) Bank balances other than Cash and Cash equivalents		
Fixed Deposits - Maturing within 12 months from reporting date*	19,195.10	17,176.96
Fixed Deposits for NCD- Maturing within 12 months from reporting date**	3,225.73	1,653.17
Bank OD	0.03	0.03
Total (B)	22,420.86	18,830.16
Total (A+B)	32,362.77	25,773.64

*Above Fixed Deposits made with bank is given to customers as Security and Earnest Money Deposit and Lien Marked with bank for working capital facilities.

**Above Fixed Deposits in bank is Lien Marked with bank for Debentures and is also in compliance as per notification of MCA having G.S.R. 574(E) dated 16th August, 2019.

Note 12(A) : Cash and Bank Balance

(₹ in Lakhs)

PARTICULARS	AS AT MARCH 31, 2024	AS AT MARCH 31, 2023
Loan Receivable considered good-un secured	1,215.98	-
Loan to others	1,215.98	-
Total		

Note 13 : Other Current financial assets

(₹ in Lakhs)

PARTICULARS	AS AT MARCH 31, 2023	AS AT MARCH 31, 2022
Security deposits and retention money	14,400.67	8,580.12
Receivable under Service Concession Agreement	77,579.40	99,275.3
Advances to employees	442.63	60.78
Deferred Consideration on sale of investments* (Refer note 49)	5,015.51	-
Interest Receivable on Fixed Deposit Receipt	469.38	30.24
Other Current Receivable	-	49.99
Total	97,907.59	1,07,996.43

Note 14(a) : Current tax assets

(₹ in Lakhs)

PARTICULARS	AS AT MARCH 31, 2024	AS AT MARCH 31, 2023
Current tax assets	11,734.20	8,893.53
Current tax liabilities	3,897.36	1,090.42
Current tax assets (Net)	7,836.84	7,803.11

Note 14(b) : Current tax assets (Net)

(₹ in Lakhs)

PARTICULARS	AS AT MARCH 31, 2024	AS AT MARCH 31, 2023
Current tax assets	-	159.37
Current tax liabilities	-	(77.88)
Total	-	81.49

Note 15 : Other current assets

(₹ in Lakhs)

PARTICULARS	AS AT MARCH 31, 2024	AS AT MARCH 31, 2023
Unbilled Revenue	71,633.03	5,0910.32
Prepaid Expenses	5,122.75	2,680.05
Balance with Government Authorities	29,895.87	3,5767.40
Unamortised Processing Fees	79.33	120.38
Other Bank Balance	-	2.77
Advance to Suppliers	3,014.34	6,373.08
Security Deposits	1,846.57	-
Advance to employees	0.47	-
Other current assets	0.23	784.20
Total	1,11,592.59	96,638.20

Note 15.1 Refer Note 34 for Related party transactions and outstanding balances.

Note 16 : Equity Share Capital

a) Authorized, Issued, Subscribed & Paid up Equity Share Capital

(₹ in Lakhs)

PARTICULARS	AS AT MARCH 31, 2024	AS AT MARCH 31, 2023
Authorised:		
7,00,00,000 (P.Y. 7,00,00,000) Equity share capital of Rs.10 Each	7,000.00	7,000.00
Issued, Subscribed & fully Paid up :		
4,56,00,000 equity share capital of Rs.10 Each fully paid up	4,560.00	4,560.00
Total	4,560.00	4,560.00

b) Reconciliation of the Equity shares outstanding at the end of the reporting period :

(₹ in Lakhs)

PARTICULARS	AS AT MARCH 31, 2024	AS AT MARCH 31, 2023
Equity Shares at the beginning of the year	4,56,00,000	4,56,00,000
Add: Issued during the year	-	-
	4,56,00,000	4,56,00,000

c) Rights of Shareholders

The Company has only one class of equity shares having a par value of Rs. 10 per share. Each holder of equity shares is entitled for one vote per share. In the event of liquidation of the Company, the holders of the equity shares will be entitled to receive remaining assets of the Company after distribution to all preferential amounts if any. The distribution will be in proportion to the Number of Equity shares held by the share holders.

d) Shares with voting rights held by each share holder holding more than 5% Equity shares of the Company:-

PARTICULARS	AS AT MARCH 31, 2024	AS AT MARCH 31, 2023
Pravinbhai Patel	2,27,99,992 50.00%	1,42,20,000 31.18%
Arvindbhai Patel	2,27,99,992 50.00%	1,42,20,000 31.18%
Pragjibhai Gobarbhai Vaviya	- 0.00%	1,36,79,988 30.00%

Company had issued 41,800,000 Equity Shares as fully paid up bonus shares during the FY 2017-18.

e) Refer Note No. 18.2 for securities issued outstanding which are convertible into Equity Shares.

f) Refer Note No. 16.1 for Shareholding of Promoters.

Note 16.1 Shareholding of Promoters

(₹ in Lakhs)

AS AT MARCH 31, 2024							
SR. NO	PROMOTER NAME	NO. OF SHARES	ADDITION	DELETION	CLOSING	% OF TOTAL SHARES	% CHANGE DURING THE YEAR
1	Pravinbhai Patel	1,42,20,000	85,79,992.00	-	2,27,99,992	50%	19%
2	Arvindbhai Patel	1,42,20,000	85,79,992.00	-	2,27,99,992	50%	19%
3	Pragjibhai Gobarbhai Vaviya	1,36,79,988	-	1,36,79,988.00	-	0%	-30%
4	Dineshbhai Vaviya	4	-	-	4	0%	0%
5	Madhubhai Vaviya	4	-	-	4	0%	0%
6	Sureshbhai Vaviya	4	-	-	4	0%	0%
7	Smitaben Patel	17,40,000	-	17,39,998.00	2	0%	-4%
8	Kaminiben Patel	17,40,000	-	17,39,998.00	2	0%	-4%
Total		4,56,00,000	1,71,59,984	1,71,59,984	4,56,00,000	100%	

(₹ in Lakhs)

AS AT MARCH 31, 2023							
SR. NO	PROMOTER NAME	NO. OF SHARES	ADDITION	DELETION	CLOSING	% OF TOTAL SHARES	% CHANGE DURING THE YEAR
1	Pravinbhai Patel	1,42,20,000	-	-	1,42,20,000	31%	0%
2	Arvindbhai Patel	1,42,20,000	-	-	1,42,20,000	31%	0%
3	Pragjibhai Gobarbhai Vaviya		1,36,79,988	-	1,36,79,988	30%	30%
4	Dineshbhai Vaviya	45,60,000	-	45,59,996	4	0%	-10%
5	Madhubhai Vaviya	45,60,000	-	45,59,996	4	0%	-10%
6	Sureshbhai Vaviya	45,60,000	-	45,59,996	4	0%	-10%
7	Smitaben Patel	17,40,000	-	-	17,40,000	4%	0%
8	Kaminiben Patel	17,40,000	-	-	17,40,000	4%	0%
Total		4,56,00,000	1,36,79,988	1,36,79,988	4,56,00,000	100%	

Note 17 : Other Equity

(₹ in Lakhs)

PARTICULARS	AS AT MARCH 31, 2024	AS AT MARCH 31, 2023
Retained earnings - Surplus of Profit and Loss		
Balance at the beginning of the year	96,705.05	95,007.48
Profit attributable to owners of the Company	8,826.87	2,472.57
Opening balance of Retained Earnings from Joint Ventures	7.53	
Less : 'Transfer to Debenture Redemption Reserve	(750.00)	775.00
Balance at the end of the year	1,06,289.44	96,705.05
Other Comprehensive Income - Remeasurement of Defined Benefit Plans		
Balance at the beginning of the year	330.81	115.59
Actuarial Gain / Loss on Defined Benefit Plans	(42.76)	215.22
Balance at the end of the year	288.05	330.81
Debenture Redemption Reserve		
Balance at the beginning of the year	3,000.00	2,225.00
Add: Transfer during the year	(750.00)	775.00
Balance at the end of the year	2,250.00	3,000.00
Capital Reserve on Consolidation		
Balance at the beginning of the year	910.47	910.47
Adjustment to the balance at the beginning of the year	0	-
Balance at the end of the year	910.47	910.47
Equity Component of Compound Financial Instruments (Refer Note 18.2)		
Balance at the beginning of the year	677.24	677.24
Add: Transfer during the year	-	-
Less: Reduction due to repayment during the year	(677.24)	-
Balance at the end of the year	-	677.24
Total Other Equity	1,09,737.96	1,01,623.57

Debenture Redemption Reserve :

The Company had created a Debenture Redemption Reserve at the time of issue of Non Convertible Debentures out of the profits which are available for payment of dividend to be utilised for Redemption of these Debentures.

Note 17(a) : Non Controlling Interest

(₹ in Lakhs)

PARTICULARS	AS AT MARCH 31, 2024	AS AT MARCH 31, 2023
Attributable to Non Controlling Interests		
Retained earnings - Surplus of Profit and Loss		
Balance at the beginning of the year	1,115.81	943.40
During the Year Share	39.03	172.41
Balance at the end of the year	1,154.84	1,115.81

Note 18 : Long Term Borrowings

(₹ in Lakhs)

PARTICULARS	AS AT MARCH 31, 2024	AS AT MARCH 31, 2023
a) Debentures		
"(A) Senior, Secured, Unlisted 12.75% Redeemable Non-Convertible Additional Debentures"		
Balance at the beginning of the year	7500.00	10,000.00
Less: reclassified to Short term borrowing (Refer note 22)	-	(2,500.00)
Add: Transaction costs in accordance with Ind AS 109 (Refer Note 18.3)	(95.03)	(68.45)
Balance at the end of the year	7,404.97	7,431.55
(B) Senior, Secured, Unlisted 8% Optionally Convertible Debenture		
Balance at the beginning of the year	-	4,322.76
Less: reclassified to Short term borrowing (Refer note 22)	-	(4,322.76)
Balance at the end of the year	-	-
(C) Senior, Secured, Unlisted 12.75% Non Convertible Additional Debentures-I		
Balance at the beginning of the year	2,500.00	-
Issued during the year	-	2,500.00
Less: reclassified to Short term borrowing (Refer note 22)	(2,500.00)	-
Add: Net Transaction Cost in accordance with Ind AS 109 (Refer Note 18.3)	-	(19.54)
Balance at the end of the year	-	2,480.46
(D) Senior, Secured, Unlisted Non Convertible Debenture Series II		
Balance at the beginning of the year	12,500.00	-
Issued during the year	-	12,500.00
Add: Net Transaction Cost in accordance with Ind AS 109 (Refer Note 18.3)	(170.84)	(109.76)
Balance at the end of the year	12,329.16	12,390.24
b) Term Loans		
(i) Secured Term loan from banks	70,235.30	1,45,667.20
(ii) Secured Term loan from Financial Institutions	31,892.91	21,474.17
Total Long Term Borrowings	1,21,862.34	1,89,443.62

Refer Note 18.1 and Note 18.2 for details relating to the long term borrowings

Note 18.3 Movement in transaction cost in accordance with Ind AS 109

(₹ in Lakhs)

PARTICULARS	AS AT MARCH 31, 2024	AS AT MARCH 31, 2023
(i) Movement of Transaction Cost in accordance with Ind AS 109		
Opening transaction cost	68.45	108.56
Add: Addition during the year	58.33	-
Less: Amortised during the year	(31.75)	(40.11)
Closing transaction cost for Additional Fund III	95.03	68.45
(ii) Movement of Transaction Cost in accordance with Ind AS 109		
Opening transaction cost	19.54	-
Add: Addition during the year	19.44	25.00
Less: Amortised during the year	(16.64)	(5.46)
Closing Transaction cost of Series I	22.34	19.54
(iii) Movement of Transaction Cost in accordance with Ind AS 109		
Opening transaction cost	109.76	-
Add: Addition during the year	97.22	125.00
Less: Amortised during the year	(36.15)	(15.24)
Closing Transaction cost for Series II	170.84	109.76

NOTES TO CONSOLIDATED FINANCIAL STATEMENT

PATEL INFRASTRUCTURE LIMITED
CIN: U45201GJ2004PLC043955

Note 18.1 Long Term Borrowings

(₹ in Lakhs)

SR. NO.	LENDER	NATURE OF FACILITY	SANCTION AMOUNT	AMOUNT OUTSTANDING AS ON 31ST MARCH, 2024	"RATE OF INTEREST (P.A)"	REPAYMENT / MODIFICATION OF TERMS
1	HDFC Bank Ltd	Vehicle loan	448.24	209.12	6.90% to 9.00%	Loan consists of 19 separate loans that will be repaid within period of 1 Months to 28 Months with EMI ranging between INR 14,337 to INR 3,49,851
2	Bank of Baroda	Vehicle loan	345.00	295.53	8.70%	Loan consists of 1 separate loans that will be repaid within period of 41 Months with EMI of INR 8,53,268
3	The Federal Bank	Vehicle loan	547.00	452.64	8.00% to 8.70%	Loan consists of 2 separate loans that will be repaid within period of 40 to 41 Months with EMI ranging between INR 3,44,699 to 9,32,805
4	Sundaram Finance Limited	Vehicle loan	69.66	19.00	7.25%	Loan consists of 1 separate loans that will be repaid within period of 9 Months with EMI of INR 2,18,500
5	Tata Motors Finance Ltd	Machinery Loan	2,570.35	679.00	10.50% to 10.75%	Loan consists of 179 separate loans that will be repaid within period of 4 to 20 Months EMI ranging between INR 20,730 to INR 66,810
6	Axis Bank Ltd	Machinery Loan	2,394.15	1,091.44	8.15% to 9.25%	Loan consists of 58 separate loans that will be repaid within period of 1 Months to 36 Months with EMI ranging between INR 28,790 to INR 8,00,459
7	DCB Bank	Machinery Loan	914.53	426.36	9.65%	Loan consists of 6 separate loans that will be repaid within period of 32 Months with EMI ranging between INR 1,16,394 to INR 2,17,8572
8	HDFC Bank Ltd	Machinery Loan	3,290.37	2,137.41	8.15% to 10.50%	Loan consists of 61 separate loans that will be repaid within period of 17 Months to 23 Months with EMI ranging between INR 26,355 to INR 15,32,750
9	TATA Capital Financial Services Ltd	Machinery Loan	1,055.51	642.89	7.65% to 11.50%	Loan consists of 9 separate loans that will be repaid within period of 10 Months to 22 Months with EMI ranging between INR 53,185 to INR 23,42,016
10	Tata Motors Finance Ltd	Machinery Loan	28.05	21.12	9.00% to 9.06%	Loan consists of 2 separate loans that will be repaid within period of 34 Months to 35 Months with EMI ranging between INR 31,730 to INR 38,080
11	Yes Bank	Machinery Loan	654.46	86.25	7.59% to 8.75%	Loan consists of 8 separate loans that will be repaid within period of 1 Months to 6 Months with EMI ranging between INR 73,915 to INR 11,53,375
12	Bank of Baroda	Machinery Loan	5,316.94	4,325.12	7.5% to 8.85%	Loan consists of 102 separate loans that will be repaid within period of 15 Months to 48 Months with EMI ranging between INR 16,446 to INR 22,45,418
13	ICICI Bank Ltd.	Machinery Loan	194.60	126.23	10.80%	Loan consists of 8 separate loans that will be repaid within period of 22 Months with EMI ranging between INR 58,725 to INR 1,92,486
14	JOHN DEERE FINANCIAL INDIA PVT LTD.	Machinery Loan	2,499.99	1,549.98	6.96% to 8.30%	Loan consists of 7 separate loans that will be repaid within period of 19 Months TO 22 Months with EMI ranging between INR 3,01,072 to INR 30,61,420.
15	HDB Financial Services Ltd	Machinery Loan	854.78	472.19	9.50%	Loan consists of 15 separate loans that will be repaid within period of 33 Months with EMI ranging between INR 20,789 to INR 9,60,072.

NOTES TO CONSOLIDATED FINANCIAL STATEMENT

PATEL INFRASTRUCTURE LIMITED
CIN: U45201GJ2004PLC043955

Note 18.1 Long Term Borrowings

SR. NO.	LENDER	NATURE OF FACILITY	SANCTION AMOUNT	AMOUNT OUTSTANDING AS ON 31ST MARCH, 2024	"RATE OF INTEREST (P.A.)"	REPAYMENT / MODIFICATION OF TERMS
16	Mahindra And Mahindra Financial Services	Machinery Loan	958.97	425.03	10.50% to 11.00%	Loan consists of 39 separate loans that will be repaid within period of 12 Months to 18 Months with EMI ranging between INR 22,812 to INR 2,03,845
17	The Federal Bank Ltd	Machinery Loan	125.76	125.76	9.50%	Loan consists of 2 separate loans that will be repaid within period of 60 Months with EMI ranging between INR 88,369 to INR 1,79,634
18	Kotak Mahindra Bank	Machinery Loan	1,060.41	911.00	7.87%	Loan consists of 8 separate loans that will be repaid within period of 28 Months to 32 Months with EMI ranging between INR 1,02,180 to INR 12,92,880
19	Sundaram Finance Limited	Machinery Loan	292.00	48.05	10.50% to 10.52%	Loan consists of 11 separate loans that will be repaid within period 5 Months to 6 Months with EMI ranging between INR 22,750 to INR 1,94,900
20	Punjab National Bank (PNB)	Term Loan	44,589.00	30,377.82	1 year PNB MCLR + 1.3%	<p>"Door to Door tenor of 16 years 7 Months in the following manner:-</p> <ul style="list-style-type: none"> - 13.5 years of repayment in 28 structured semi-annual instalments as per repayment schedule - Moratorium Period of 7 Months. <p>The obligations of the Borrower under the Facility and all interest and other amount in respect thereof shall be secured on a pari-passu basis, amongst the lenders participating in the Facility, by a first ranking security interest (as permitted by Concession Agreement) over the following:</p> <ol style="list-style-type: none"> 1. All Borrower's movable and immovable assets both present and future, except project assets; 2. All project documents and all rights, titles, permits, approvals, clearances and interests of the Borrower in, to and in respect of all assets of the Projects; 3. All contractor guarantees, performance bonds and any letter of credit that may be provided by any party in favour of the Borrower; 4. All insurance policies taken by the Borrower; 5. Borrower's Escrow Account in relation to the Projects and other accounts of the Borrower, including without limitation the Borrower's interests in the accounts opened as per the Escrow Agreement along with the amount lying therein; and 6. Subject to Section 19 (2), (3) of Banking Regulation Act 1949, pledge of 51% of paid up equity of the Borrower held by the Sponsor. Provided that any enforcement of the pledge over shares shall be subject to the provisions of the Concession Agreement. Pledge shall reduce to 30% post COD with the approval of lenders. 7. Security as stipulated above shall be created in favour of the Security Trustee for the benefit of the Lenders. 8. The entire security creation (other than execution of Escrow and Substitution Agreement) shall be created and perfected upfront prior to disbursement and the execution of Escrow and Substitution Agreement shall be created and perfected within 30 days of initial disbursement of Facility. 9. Any disbursements pending perfection of security shall be at the sole discretion of the Lenders."
21	India Infrastructure Finance Company Limited (IIFCL)	Term Loan	20,000.00	14,395.04	1 year MCLR of Lead Lender plus Applicable Spread	

SR. NO.	LENDER	NATURE OF FACILITY	SANCTION AMOUNT	AMOUNT OUTSTANDING AS ON 31ST MARCH, 2024	"RATE OF INTEREST (P.A)"	REPAYMENT / MODIFICATION OF TERMS
22	Punjab National Bank (PNB)	Term Loan	45,128.00	30,079.56	1 year PNB MCLR plus Applicable spread.	"Door to Door tenor of 16 years 7 Months in the following manner:- -730 days (approx. 2 years) of construction period; and - 14 years of repayment in 28 structured semi-annual instalments as per repayment schedule - Moratorium Period of 7 Months. The obligations of the Borrower under the Facility and all interest and other amount in respect thereof shall be secured on a pari-passu basis, amongst the lenders participating in the Facility, by a first ranking security interest (as permitted by Concession Agreement) over the following: 1. All Borrower's movable and immovable assets both present and future, except project assets; 2. All project documents and all rights, titles, permits, approvals, clearances and interests of the Borrower in, to and in respect of all assets of the Projects; 3. All contractor guarantees, performance bonds and any letter of credit that may be provided by any party in favour of the Borrower; 4. All insurance policies taken by the Borrower; 5. Borrower's Escrow Account in relation to the Projects and other accounts of the Borrower, including without limitation the Borrower's interests in the accounts opened as per the Escrow Agreement along with the amount lying therein; and 6. Subject to Section 19 (2), (3) of Banking Regulation Act 1949, pledge of 51% of paid up equity of the Borrower held by the Sponsor. Provided that any enforcement of the pledge over shares shall be subject to the provisions of the Concession Agreement. Pledge shall reduce to 30% post COD with the approval of lenders. 7. Security as stipulated above shall be created in favour of the Security Trustee for the benefit of the Lenders. 8. The entire security creation (other than execution of Escrow and Substitution Agreement) shall be created and perfected upfront prior to disbursement and the execution of Escrow and Substitution Agreement shall be created and perfected within 90 days of initial disbursement of Facility. 9. Any disbursements pending perfection of security shall be at the sole discretion of the Lenders."
23	India Infrastructure Finance Company Limited (IIFCL)	Term Loan	25,000.00	17,824.86	1 year MCLR of Lead Lender plus Applicable Spread	
24	Punjab National Bank	Term Loan	15900.00	7,551.15	9.65%	"Terms of Payment: 12 Years (Door to door). To be repaid in 10.5 years by way of semi-annual installments which started from June, 2016. Primary Security : Assignment of Annuity payments to be made by R&BD. GoG and shall be backed by DSRA requirement i.e. DSRA of ensuring 6 months interest and 1 Principal Repayment installment in the form of Fixed Deposits during the entire tenure of the facility. Collateral Security : Loan is secured by exclusive charge on movable, immovable asset & book debts and personal guarantee of Pravin Vithalbhair Patel, Rameshbhai H. Patel and Arvind Vithalbhair Patel. Amount of Rs 5,86,863 as at 31st March, 2023 relates to deferred expense towards processing charges is netted off against loan."

All the above secured loans are secured by exclusive charge on respective vehicle and/or Construction Equipment. Also the Personal Guarantee of promoter directors, namely , Pravin V. Patel and Arvind V. Patel given.

These Long Term Borrowings carries an interest rate of 6.90% to 11.50% p.a.

Note 18.2 Long Term Borrowings

(₹ in Lakhs)

SR. NO.	PARTICULARS	AS AT MARCH 31, 2024		
		TOTAL	NON-CURRENT	CURRENT
a)	"Senior, Secured, Unlisted 12.75% Redeemable Non Convertible Additional Debentures 1000 Additional Debentures of face value of INR 10,00,000 each (Net of transaction cost) (Refer Note no. 18)"	10,000.00	10,000.00	-
b)	"Senior, Secured, Unlisted 12.75% Redeemable Non Convertible Additional Debentures II 1250 Additional Debentures-II of face value of INR 10,00,000 each (Net of transaction cost) (Refer Note no. 18)"	12,500.00	12,500.00	-
c)	Senior, Secured, Unlisted 8% Optionally Convertible Debenture	-	-	-

(₹ in Lakhs)

SR. NO.	PARTICULARS	AS AT MARCH 31, 2023		
		TOTAL	NON-CURRENT	CURRENT
a)	Senior, Secured, Unlisted 11.75% Redeemable Non Convertible Debenture Fund II Series 1 (Net of Transaction Cost)	2,480.46	2,480.46	-
b)	Senior, Secured, Unlisted 11.75% Redeemable Non Convertible Debenture Fund II Series 2 (Net of Transaction Cost)	12,390.24	12,390.24	-
c)	Senior, Secured, Unlisted 11.75% Redeemable Non Convertible Debenture Fund III (Net of Transaction Cost)	7,431.55	7,431.55	-
d)	Senior, Secured, Unlisted 14.50% Redeemable Non Convertible Debenture Series IB (Net of Transaction Cost)	2,500.00	-	2,500.00
e)	Senior, Secured, Unlisted 8% Optionally Convertible Debenture	4,322.76	-	4,322.76

Security:

- a first ranking pledge over the shares of the Issuer (together with all rights and privileges exercisable in connection with such shares) representing 26% of the equity share capital of the Issuer in terms of the Amended and Restated PIL Pledge Agreement;
- a first ranking pledge over the shares of PHMPL representing 100% of the equity share capital of PHMPL in terms of the Amended and Restated PHMPL Pledge Agreement;
- a first ranking charge over all forms of capital infusion (apart from equity share capital) into Identified HAM Projects, the Identified Project Companies, and PBNPL by way of hypothecation in terms of the Amended and Restated Deed of Hypothecation;
- a first ranking charge by way of hypothecation over the Surplus Cashflows in terms of the Amended and Restated Deed of Hypothecation;
- a non-disposal undertaking coupled with a power of attorney over the shares of SPV 1 representing 49% of equity share capital of SPV 1, on a fully diluted basis, in terms of SPV 1 NDU;
- a non-disposal undertaking coupled with a power of attorney over the shares of SPV 2 representing 49% of equity share capital of SPV 2, on a fully diluted basis, in terms of SPV 2 NDU;
- a non-disposal undertaking coupled with a power of attorney over the PIL NDU Shares representing 25% of equity share capital of the Issuer, on a fully diluted basis, in terms of the Amended and Restated PIL NDU;
- a second ranking charge by way of hypothecation over the EPC Receivables and PIL Escrow Account (Existing) (to the extent of such cash flows getting deposited in the PIL Escrow Account except the DSRA, the Additional DSRA Top-up Amount (as defined under the Additional Debenture Trust Deed II) and Surplus Cashflows deposited in the PIL Escrow Account (New)) in accordance with the Amended and Restated Deed of Hypothecation;
- a first ranking charge by way of hypothecation over the PIL Escrow Account (New) in accordance with the Amended and Restated Deed of Hypothecation and the Escrow Account Agreement (PIL Escrow Account (New)) where the account is linked to the HAM Project Companies DP Accounts;
- a first ranking charge by way of hypothecation over the PHMPL Escrow Account (New) in accordance with the Amended and Restated Deed of Hypothecation and the Escrow Account Agreement (PHMPL Escrow Account (New)) where the account is linked to the HAM Project Companies DP Accounts;
- a first ranking charge by way of hypothecation over the PHMPL Escrow Account and any sub-accounts (or any account in substitution thereof) that may be opened by PHMPL in accordance with this Deed and the Amended and Restated Escrow Account Agreement, in accordance with the Amended and Restated Deed of Hypothecation;
- on and from the occurrence of a PIL Springing Pledge Event, a first ranking exclusive pledge over the PIL NDU Shares;

- xiv. from the Mortgaged Property Substitution Date, a first ranking charge on the Mortgaged Property (Vemali Property) in terms of the Indenture of Mortgage (Vemali Property) which first ranking charge shall be shared pari passu to secure the other Entire Secured Obligations;
 - xv. a first ranking exclusive charge over the DSRA;
 - xvi. any other security that may be acceptable to the Common Security Trustee in accordance with the terms of the Additional Debenture Documents.
 - xvii. until the Mortgaged Property Release Date, a first ranking charge on the Mortgaged Property, in terms of the Indenture of Mortgage, which first ranking charge is shared pari passu to secure the Entire Secured Obligations;
 - xviii. a guarantee from the Promoters in favour of the Additional Debenture Trustee in terms of the Personal Guarantee;
 - xix. a guarantee from the Corporate Guarantor in favour of the Additional Debenture Trustee in terms of the Corporate Guarantees;
 - xx. a demand promissory note and letter of continuity, to be issued by the Issuer.
- Note : Capitalised terms not defined herein below shall have the meaning ascribed to them under the Additional Debenture Trust Deed dated 8 February 2024 or the Additional Debenture Trust Deed II dated 8 February 2024, as the context may require."

Repayment Terms:

A. Redemption of 1000 Additional Debentures

Redemption of 1000 Additional Debentures shall be redeemed as per the schedule given hereunder:

DATE OF REDEMPTION	NO. OF DEBENTURES	REDEMPTION % OF DEBENTURES
17th October 2024	250	25%
30th April 2025	250	25%
31st July 2025	250	25%
19th October 2025	250	25%
Total	1000	100%

B. Redemption of 1250 Additional Debentures II

Redemption of 1250 Additional Debentures shall be redeemed as per the schedule given hereunder:

DATE OF REDEMPTION	NO. OF DEBENTURES	REDEMPTION % OF DEBENTURES
31st January 2026	100	8%
30th April 2026	300	24%
31st June 2026	300	24%
31st August 2026	300	24%
17th October 2026	250	20%
Total	1250	100%

C. Redemption of OCD

The OCDs (if outstanding) were mandatorily redeemed in full by the Issuer in 2 (two) equal quarterly instalments (each "Redemption Instalment") as set out in the table under Schedule IV commencing at the end of the Principal Moratorium which shall be payable on the respective Interest Payment Date.

It is hereby further clarified that a Mandatory Redemption, Voluntary Redemption, and payment of any amounts therein resulting out of partial redemption of the OCDs, would render a reduction in the forthcoming Redemption Instalments and the Redemption Schedule as provided in Schedule IV of Section A shall be revised accordingly by the OCD Trustee and the Issuer shall be informed of such revision in the Redemption Schedule. Such revised redemption schedule shall replace the existing Redemption Schedule.

Each payment of a Redemption Instalment shall result in the proportional reduction in the face value of the OCDs or extinguishment of the relevant OCDs at the discretion of the OCD Trustee acting on Approved Instructions.

C.1 Redemption Schedule of OCD

SERIAL NO	SERIES IA REDEMPTION DATE(S)	REDEMPTION AMOUNT (% OF DEBENTURE AMOUNT)
1	Q15	50.00
2	Q16	50.00

Note 18.3 Movement in transaction cost in accordance with Ind AS 109

(₹ in Lakhs)

PARTICULARS	As at March 31, 2024	As at March 31, 2023
(i) Movement of Transaction Cost in accordance with Ind AS 109		
Opening transaction cost	68.45	108.56
Add: Addition during the year	58.33	-
Less: Amortised during the year	(31.75)	(40.11)
Closing transaction cost for Additional Fund III	95.03	68.45
(ii) Movement of Transaction Cost in accordance with Ind AS 109		
Opening transaction cost	19.54	-
Add: Addition during the year	19.44	25.00
Less: Amortised during the year	(16.64)	(5.46)
Closing Transaction cost of Series I	22.34	19.54
(iii) Movement of Transaction Cost in accordance with Ind AS 109		
Opening transaction cost	109.76	-
Add: Addition during the year	97.22	125.00
Less: Amortised during the year	(36.15)	(15.23)
Closing Transaction cost for Series II	170.84	109.76

Note 19 : Other Non current financial liabilities

(₹ in Lakhs)

PARTICULARS	AS AT MARCH 31, 2024	AS AT MARCH 31, 2023
Security deposits and retention money	328.33	4723.80
Total	328.33	4723.80

Note 20 : Long term provisions

(₹ in Lakhs)

PARTICULARS	AS AT MARCH 31, 2024	AS AT MARCH 31, 2023
Provision for Gratuity (Refer Note 36)	751.96	595.66
Provision for Compensated Absences (Refer Note 36)	217.02	153.09
Total	968.99	748.75

Note 21 : Other Non current liabilities

(₹ in Lakhs)

PARTICULARS	AS AT MARCH 31, 2024	AS AT MARCH 31, 2023
Advances from customers	223.91	15,945.14
Total	223.91	15,945.14

Note 22 : Short Term Borrowings

(₹ in Lakhs)

PARTICULARS	AS AT MARCH 31, 2024	AS AT MARCH 31, 2023
a) Current maturities of long term borrowings (Secured)		
(A) Senior, Secured, Unlisted 8% Optionally Convertible Debenture		
Balance at the beginning of the year	4,322.76	-
Add: Reclassified from Long term Borrowing (refer note 18)	-	4,322.76
Less : Repayment during the year	(4,322.76)	
	-	4,322.76
(B) Senior, Secured, Unlisted Redeemable Non Convertible Debenture		
Balance at the beginning of the year	2,500.00	-
Add: Reclassified from Long term Borrowing (refer note 18)	-	2,500.00
Less : Repayment during the year	(2,500.00)	
	-	2,500.00
(C) Senior, Secured, Unlisted Non Convertible Additional Debentures II		
Balance at the beginning of the year	2,500.00	
Add: Reclassified from Long term Borrowing (refer note 18)	(22.34)	
	2,477.66	
(D) Term Loans		
From Banks	9,197.24	34,347.44
From Financial Institutions	4,185.44	35,897.30
	15,860.34	70,244.73
Total of Current Maturities of Long term borrowings (a)	15,860.34	77,067.49
b) Loans repayable on demand		
i) Secured		
-from Banks	37,350.86	32,369.56
ii) Unsecured		
-from Financial Institution	18,654.26	18,902.43
Total (b)	56,005.12	51,271.99
c) Loans and Advances from related party	974.44	86.96
Total (a+b+c)	72,839.90	1,28,426.44

Refer Note 22.1 for details relating to the short term borrowings.

NOTES TO CONSOLIDATED FINANCIAL STATEMENT

Note 22.1 Short Term Borrowings

Sr. No.	Particulars of Lenders	Nature of Facility	Sanction Limit	Amount Outstanding as on 31.03.2023	Mode of Repayment	Nature of Security
1	Punjab National Bank1	Fund based Limit	6,700.00	-	Repayable within 12 months subject to annual renewal	
2	Punjab National Bank1	Fund based Limit	-	3,220.00	Rollover of facility on every 90 days	
3	Punjab National Bank1	Bill Discounting2	2,500.00	-	Repayable within 12 months subject to annual renewal	
4	Bank of Baroda	Fund based Limit	2,300.00	-	Rollover of facility on every 180 days	
5	Bank of Baroda	Fund based Limit	-	1,380.00	Repayable within 12 months subject to annual renewal	
6	Standard Chartered Bank	Packing Credit	3,350.00	7,170.00	Rollover of facility on every 120 days	
7	Standard Chartered Bank	Fund based Limit	1,020.00	50.00	Rollover of facility on every 120 days	
8	State Bank of India	Fund based Limit	2,650.00	847.38	Repayable on demand subject to annual renewal	
9	State Bank of India	Fund based Limit	-	1,599.75	Rollover of facility on every 180 days	
10	RBL Bank	Fund based Limit	2,000.00	-	Repayable on demand subject to annual renewal	
11	RBL Bank	Fund based Limit	-	2,000.00	Rollover of facility on every 90 days	
12	Federal Bank	Fund based Limit	1,000.00	380.82 600.00	1 Year Validity of sanction Rollover of facility on every 180 days	
13	Yes Bank	Fund based Limit	2,000.00	786.55 1,200.00	1 Year Validity of sanction Rollover of facility on every 180 days	
	Total		23,520.00	19,234.50		

Working Capital Limit Refer Note -1

NOTES TO CONSOLIDATED FINANCIAL STATEMENT

Note 22.1 Short Term Borrowings

PATEL INFRASTRUCTURE LIMITED
CIN: U45201GJ2004PLC043955
(₹ in Lakhs)

Sr. No.	Particulars of Lenders	Nature of Facility	Sanction Limit	Amount Outstanding as on 31.03.2022	Nature of Security
14	PNB	Fund based Limit	7,500.00	5,296.11 456.19	Working Capital Limit Refer Note -2
15	State Bank of India	Fund based Limit	5,000.00	3,024.08 1,960.10	Repayable on demand subject to annual renewal Rollover of facility on every 180 days
16	Bank of Baroda	Fund based Limit	2,500.00	974.29 1,500.00	1 Year Validity of sanction Rollover of facility on every 180 days
		Total	15,000.00	13,210.77	
17	The Co-Op Bank of Rajkot Ltd	Fund based Limit	4500	4029.75	Repayable on demand subject to annual renewal
18	DCB Bank	Fund based Limit	1,300.00	875.84	Rollover of facility on every 90 days
19	Mynd Solutions ⁴	Bill Discounting M1 Exchange	-	16,106.76	Rollover of facility on every 120 days to 180 days
20	Kotak Mahindra ⁵	Bill Discounting	562.06	-	Rollover of facility on every 90 days
21	Receivable Exchange of India	Bill Discounting	-	2,547.50	Rollover of facility on every between 120 Days to 180 days
22	Loans and Advances from related party	Working Capital	-	974.45	Repayable on demand subject to annual renewal

These Facilities (secured and unsecured) carries an interest rate of 7.90% to 11.05% p.a. Detailed terms and conditions are mentioned in sanction letters.

Note:

1. Bill discounting limit given as sub-limit to the non-fund based limits sanctioned by Punjab National Bank (e-OBC)
2. Standard Chartered Bank's non-fund based working capital facilities are interchangeable to fund-based facilities on demand by the Company. Pursuant to this, the outstanding as on 31st March 2024 is including such interchangeable limits utilised by the Company.
3. It is towards vendor bill discounting on e-Treds platform of M1-Exchange
4. It is towards bills discounted by vendor with their lenders

Working Capital Limit - Note -1

Primary Security:

Hypothecation of Company's entire Current Assets including Stock of Raw Material, Work in Progress, Receivables and Retention money on 1st pari passu basis with other member Banks excluding Project specific Working capital Limit mention in Note-2 below.

Collateral security: First Pari-Passu Charge basis with other Member Banks under Consortium Banking Arrangement described below:

- 1 EM of open residential land situated at Plot No A-41, Parth township, R.S No 966/1/P, 967, 972/P & 973, Bakrol, Anand.
- 2 EM of residential flats-commercial building City Survey No 160/P, Revenue S. No 454, Plot No:5, T.P Scheme No:1, O P No:2, Final Plot No 19, flat No: 1&2 on first floor (Area 158.10 sq. mtrs) , Flat No:3&4 at second floor (Area 158.10 sq. mtrs), situated at City ward No:15, Dreamland Apartment, Kalavad Road, Near Hotel K.K, at Rajkot.
- 3 Non Agricultural land at R.S. No. 714/1+2, 713/1/8, 716, Samarkha District, Anand having area of 30316 sq. mts. and various construction thereon,
- 4 Plot at Ahmedabad having TP no 50, plot no.32 Bodakdev Village, Memnagar, Ahmedabad
- 5 Commercial Building Known as "Patcon House" situated at RS No 517 paiki, Residential Plot 22,23,24,& 25 Shanti Kunj Residency, Near Aashtha Hospital, Bhabhar Road, Radhanpur, District Patan, Gujarat
- 6 Industrial land and building situated at RS.NO.851/4, 858/P/1, 852, 853/P, 851/6/P, 851/5, 851/3, National Highway no.8, At-Adas, Taluka & District – Anand, Gujarat
- 7 & 8 Non-Agriculture land decided for the development of residential purpose, situated at mouje MAVADI, Taluka and District Rajkot, bearing Revenue Survey No.4 paikie, paikie Plot No.3, admeasuring 170.72 sq. mtrs; + Non-Agriculture land decided for development of residential purpose, situated at mouje MAVADI, Taluka and District Rajkot, bearing Revenue Survey No.4 paikie, admeasuring 1417.52 sq. mtrs; divided into nine Sub Plots, covering from Plot No.2, 5, 6, 7, 8, 9, 10, 11, 12.
- 9 Residential Flat No.201 at 2nd Floor of Gokul Apartment located at Mavadi Revenue Survey No.206 paikie, Town Planning Scheme No.26, O.P. No.18, Final Plot No.18/2, Opp. S.R.P. Housing Society, Near Ambica Township, Off. Nana Mava Road, at Mavadi, Taluka and District Rajkot (Gujarat)
- 10 Non Agricultural Land, Bearing Khata No. 92, R.S. No. 291, Block No. 177, T.P.S. No. 3, F. P. No. 417, Behind V.G. Automobiles, Near Siddharth Forms, NH No. 8 (48), Vemali, Taluka and Distt, Vadodara, Gujarat, India.

Personal Guarantee of Directors:

Pravin Vitalbhai Patel
Arvind Vitalbhai Patel
Dineshbhai Pragjibhai Vaviya
Madhubhai Vaviya Pragjibhai
Sureshbhai Pragjibhai Vaviya
Smitaben Pravinbhai Patel
Kaminiben Arvindbhai Patel

Working Capital Limit - Note -2

Primary Security:

1) (Hypothecated Assets-I) Hypothecation of whole of the current assets, present and future, viz., stocks in transit, receivables, inventories, stocks of raw materials, stocks in process, semi-finished and finished goods, stores and spares (consumable stores and spares), bills receivable and book debts, documents of title to goods, accepted hundies, bills etc. and cash flows, and all other current assets, both present and future, in respect to the Project, whether now lying loose or in cases or which are now lying or stored in or about or shall hereinafter from time to time during the continuance of the security of these presents be brought into or upon or be stored or be in or about the Borrower's Project sites, premises and godowns, the same may be or be held by any party to the order or disposition of the Borrower or in the course of transit or on high seas or on order or delivery, however and wheresoever in the possession of the Borrower and either by way of substitution or addition.

2) (Hypothecated Assets-II) All and any of the monies, balances, cash flows, receivables and any other proceeds lying in the Escrow Account maintained/to be maintained by the Borrower in respect to the cash flows pertaining to the Project.

PNB Ganga (Project Specific)

Collateral security: First Pari-Passu Charge basis with other Member Banks under Consortium Banking Arrangement described below:

1) New Revenue Survey (Block No. 271, 295, 302, 362, 299, 268, 309, 270, 308, 300, 298, 269, 274, 266, 267, 304, 272 & 273 Old Revenue Survey/Block No. 823, 829, 798, 802, 825, 812, 820, 811, 821, 819, 822, 817, 818, 800 & 824) within the village limits of Kunjad, Taluka-Daskroi & District Ahmedabad.

2) Plot No. 63, Friends Co-operative Housing Society Limited, Opp. Gujarat State Forest Development, Near Baroda School, Dr. Rustom Cama Marg, Alkapur Road, Vadodara.

Note 23 : Trade payables

(₹ in Lakhs)

PARTICULARS	AS AT MARCH 31, 2024	AS AT MARCH 31, 2023
(A) To Micro, Small and Medium Enterprises (Refer Note 23.2)	2,352.48	-
(B) Operational buyers Credit and Suppliers' Credit (Letter of Credit) (Refer Note 23.3)	9,093.16	9,737.61
(C) Others	32,904.38	41,203.99
Total	44,350.02	50,941.60

Note 23.1 : Trade Payable are payable on account of goods purchased and services availed in the normal course of business.

Note 23.2 : Fair value of trade payable is not materially different from the carrying value presented.

Note 23.3 : Under the Micro, Small and Medium Enterprises Development Act, 2006, (MSMED) which came into force from 2 October 2006, certain disclosures are required to be made relating to Micro, Small and Medium enterprises. On the basis of the information and records available with the Management, there are no Micro, Small and Medium Enterprises, to whom the Company owes dues (including interest on outstanding dues) which are outstanding as at balance sheet date.

Note 23 : Trade payables (Continued)

PARTICULARS	AS AT MARCH 31, 2024	AS AT MARCH 31, 2023
Principal remaining unpaid to any supplier as the year end	2,352.48	-
Interest due thereon	-	-
Amount of interest paid by company in terms of section 16 of the MSMED, along with the amount of the payment made to the supplier beyond the appointed day during the accounting year.	-	-
Amount of interest due and payable for the period of delay in making payment (which have been paid but beyond the appointed day during the period) but without adding the interest specified under the MSMED	-	-
Amount of interest accrued and remaining unpaid at the end of the accounting year / period.	-	-
Amount of further interest remaining due and payable even in succeeding years.	-	-

Note 23.4 : Operational Buyers' Credit and Suppliers' Credit (Letter of Credit) is availed from various banks. These trade credits are largely repayable upto 90 days from the date of draw down. Part of these facilities are secured by first pari passu charge over the present and future current assets of the Company.

Note 23.5 : Refer Note 34 for Related party transactions and outstanding balances.

Note 23.6 : Refer Note 23.6 for Ageing of Payables.

Note 23.6 Trade Payable Ageing Schedule

PARTICULARS	AS AT 31 ST MARCH, 2024					
	OUTSTANDING FOR FOLLOWING PERIODS FROM DUE DATE OF PAYMENT					
	NOT DUE	LESS THAN 1 YEAR	1-2 YEARS	2-3 YEARS	MORE THAN 3 YEARS	TOTAL
(i) MSME	-	2,352.48	-	-	-	2,352.48
(ii) Others	4,579.21	31,441.71	5,545.25	326.83	104.54	41,997.55
(iii) Disputed dues-MSME	-	-	-	-	-	-
(iv) Disputed dues-Others	-	-	-	-	-	-

PARTICULARS	AS AT 31 ST MARCH, 2023					
	OUTSTANDING FOR FOLLOWING PERIODS FROM DUE DATE OF PAYMENT					
	NOT DUE	LESS THAN 1 YEAR	1-2 YEARS	2-3 YEARS	MORE THAN 3 YEARS	TOTAL
(i) MSME		-	-	-	-	
(ii) Others		45,859.58	5,071.65	0.13	10.24	50,941.60
(iii) Disputed dues-MSME		-	-	-	-	-
(iv) Disputed dues-Others		-	-	-	-	-

Note 24 : Other current financial liabilities

(₹ in Lakhs)

PARTICULARS	AS AT MARCH 31, 2024	AS AT MARCH 31, 2023
Employee related dues	1,094.59	491.75
Security deposits and retention money	17,851.03	10,414.53
Debenture redemption premium	1,751.92	1,229.74
Interest Accrued but not due	602.16	2,547.78
Total	21,299.70	14,683.79

Note 24.1 Refer Note 34 for Related party transactions and outstanding balances.

Note 25 : Short term provisions

(₹ in Lakhs)

PARTICULARS	AS AT MARCH 31, 2024	AS AT MARCH 31, 2023
Provision for Gratuity (Refer Note 36)	201.91	193.54
Provision for Compensated Absences (Refer Note 36)	76.74	60.98
Total	278.65	254.52

Note 25.1 Refer Note 34 for Related party transactions and outstanding balances.

Note 26 : Other current liabilities

(₹ in Lakhs)

PARTICULARS	AS AT MARCH 31, 2024	AS AT MARCH 31, 2023
Advances from customers	32,668.90	21,754.13
Statutory Dues payable	3,300.87	3,896.48
Employee related dues	0.28	1.95
Other Payable	-	5.06
Total	35,970.05	25,657.62

Note 26.1 Refer Note 34 for Related party transactions and outstanding balances.

Note 27 : Revenue from Operations

(₹ in Lakhs)

PARTICULARS	FOR THE YEAR ENDED MARCH 31, 2024	FOR THE YEAR ENDED MARCH 31, 2023
Sale of Services		
Contract Revenue	2,77,063.23	21,8124.92
Operations and maintenance income	309.12	182.32
Revenue from Utility Shifting work	44.40	410.69
Revenue from Change of Scope	-	43.08
Other Operating Revenue		
Material sales	16,361.76	6,439.43
Sale of Scrap	387.28	644.15
Finance Income on financial assets carried at amortised cost	30,065.81	2,6943.60
Total	3,24,231.60	2,52,788.19

Note 27.1 Refer Note 34 for Related party transactions.

Note 28 : Other Income

(₹ in Lakhs)

PARTICULARS	FOR THE YEAR ENDED MARCH 31, 2024	FOR THE YEAR ENDED MARCH 31, 2023
(A) Income on Financial Assets carried at Amortised Cost		
Interest on Deposits with Banks	1,977.01	845.56
Fair valuation of Security and Other Deposits	220.68	-
(B) Other Non-operating Income		
Profit from sale of items of Property, plant and equipments (net)	261.95	0.41
Income from Equipment Hiring	1,139.38	209.18
Other Interest	29.59	199.24
Miscellaneous Income	945.80	1,146.58
Profit arising on Investment measured at FVTPL (Refer note 28.2)	0.00	-
Rent Income	-	50.27
Interest Recovery on Escalation	-	90.49
Expected Credit Loss written back	986.96	-
Net gain on account of foreign exchange fluctuation	-	1.12
Interest on IT Refund	69.93	8.85
Total	5,631.30	2,551.70

Note 28.1 Refer Note 34 for Related party transactions.

Note 28.2: Absolute figure is Rs. 428

Note 29 : Construction Expenses

(₹ in Lakhs)

PARTICULARS	FOR THE YEAR ENDED MARCH 31, 2024	FOR THE YEAR ENDED MARCH 31, 2023
Consumption of Construction Material	99,940.24	61,810.45
Inventory at the beginning of the year	32,530.60	17,342.47
Add: Purchases during the year	1,17,381.57	76,998.58
Less: Inventory at the end of the year	49,971.93	32,530.60
Material Consumed during the year	99,940.24	61,810.45
Other Construction Expenses		
Works and Labour Contracts	1,15,735.82	75,893.71
Civil Utility Charges	-	5.50
Rate & Taxes	1,124.23	1,349.58
Power and Fuel	15,423.93	12,878.71
Insurance Expenses	279.94	385.74
Technical Consultancy Charges	235.86	91.20
Consumption Spares, Tools & Consumables	4,989.70	3,271.06
Testing Charges	31.87	57.39
Operation and maintenance expenses	17.27	29.58
Finance expense on financial assets carried at amortised cost	-	27,725.18
Running & Maintenance of Plant and Machinery	1,077.00	303.49
Machinery Hiring Charges	2,892.70	2,434.16
Other Construction Expenses	44.42	30.43
Total	2,41,792.98	1,86,266.18

Note 30 : Employee Benefits Expenses

(₹ in Lakhs)

PARTICULARS	FOR THE YEAR ENDED MARCH 31, 2024	FOR THE YEAR ENDED MARCH 31, 2023
Salaries, Wages and Incentives	12,646.42	9,750.47
Directors' Remuneration	762.34	822.89
Contributions to Provident and other fund	243.67	227.50
Gratuity expense	239.58	225.45
Compensated Absences	152.73	96.45
Staff Welfare Expenses	1,549.26	1,105.00
Total	15,594.00	12,227.76

Note 31 : Finance Costs

(₹ in Lakhs)

PARTICULARS	FOR THE YEAR ENDED MARCH 31, 2024	FOR THE YEAR ENDED MARCH 31, 2023
Interest on Working Capital Facilities	4,526.52	2,585.12
Interest on long term borrowings	27,621.97	19,547.59
Interest on Loans from Related Parties	119.86	8.61
Other Interest	778.00	1,373.93
Interest on Mobilisation Advance	1,268.10	110.63
Other Borrowing Costs	4,018.18	9,072.73
Amortisation cost on leased assets (Refer Note 5(b))	7.23	18.08
Fair valuation of Security and Other Deposits	428.58	992.01
Interest on Income Tax	8.43	6.76
Total	38,776.86	33,715.46

Note 31.1 Refer Note 34 for Related party transactions.

Note 32 : Other Expenses

(₹ in Lakhs)

PARTICULARS	FOR THE YEAR ENDED MARCH 31, 2024	FOR THE YEAR ENDED MARCH 31, 2023
Advertisement Expenses	137.61	76.23
Donation Expenses	8.46	292.28
Corporate Social Responsibility Expenses	237.89	303.09
Electricity Expenses	1,050.60	924.50
Expected Credit Loss	-	220.92
Security Service Charges	526.99	503.36
Loss arising on Investment measured at FVTPL	-	12.69
Payment to Auditors	59.33	49.10
Loss from sale of items of Property, plant and equipments (net)	-	1.59
Rent	735.62	479.08
Rates and Taxes	490.59	798.23
Insurance	802.76	771.65
Repair & Maintenance expense	-	-
- For Buildings	0.49	3.46
- For Others	27.11	33.01
Communication Expenses	29.19	23.19
Interest on Statutory Dues	-	2.18
Travelling and Conveyance	724.78	587.51
Legal and Professional Charges	838.22	821.05
Political Contribution	5.37	5.00
Independent Engineer Fees	264.93	485.29
Stationery & Printing Expenses	11.89	7.73
Processing fee	0.10	2.20
Sitting Fees to Independent Directors	22.75	9.65
Telephone & Communication	1.54	1.47
Membership Fees	0.08	0.19
Software Maintenance Expense	121.04	100.05
Tender fees	36.50	30.72
Miscellaneous Expenses	313.00	317.75
Total	6,446.84	6,863.18

Note 32.1 Refer Note 34 for Related party transactions.

NOTES TO CONSOLIDATED FINANCIAL STATEMENT

PATEL INFRASTRUCTURE LIMITED
CIN: U45201GJ2004PLC043955

Note 33: Disclosure in terms of Ind AS 115 - Revenue from Contracts with Customers

As per Ind AS-115 "Revenue from Contracts with Customers", if the amount due from grantor (i.e. Financial Asset) is measured at amortised cost, Ind AS 109 'Financial Instruments' requires recognition of interest income calculated using effective interest method (i.e. EIR) in profit or loss account. EIR is the rate that exactly discounts the estimated future cash payments or receipts over the expected life of the financial instrument or a shorter period, where appropriate, to the gross carrying amount of the financial asset or to the amortised cost of a financial liability. When calculating the effective interest rate, the company estimates the expected cash flows by considering all the contractual terms of the financial instrument.

"Accordingly, finance income of Rs. 6,338.40 Lakhs (P.Y. Rs. 11,152.67 Lakhs) have been recognized using EIR & as against actual interest income on annuity received from NHAI as per service concession agreement of Rs. 4,129.80 Lakhs (P.Y. Rs. 4,079.43 Lakhs) for PSCHPL, also Accordingly, finance income of Rs. 6,963.86 Lakhs (P.Y. Rs. 14,758.17 Lakhs) have been recognized using EIR & as against actual interest income on annuity received from NHAI as per service concession agreement of Rs. 6,354.63 Lakhs (P.Y. Rs. 4,943.67 Lakhs) for PCTHPL, and actual interest income on annuity received from NHAI as per service concession agreement of Rs 730.24 Lakhs (P.Y. Rs 1032.76 Lakhs) for PBNPL, Such accounting treatment is in consonance with requirement laid by Ind AS-115."

(₹ in Lakhs)

NAME OF THE ENTITY	"FOR THE YEAR ENDED MARCH 31, 2024"	"FOR THE YEAR ENDED MARCH 31, 2023"
Patel Bridge Nirman Private Limited	730.24	1,032.76
Patel Cholopuram Thanjavur Highway Private Limited	6,963.86	14,758.17
Patel Sethiyahopu Cholopuram Highway Private Limited	6,338.40	11,152.67

Accordingly, finance income as below have been recognized using EIR & as against actual interest income on annuity received from NHAI as per service concession agreement of Rs. NIL. Such accounting treatment is in consonance with requirement laid by Ind AS-115.

a) Reconciliation of contracted price with revenue during the year

(₹ in Lakhs)

PARTICULARS	FOR THE YEAR ENDED MARCH 31, 2023	FOR THE YEAR ENDED MARCH 31, 2022
Revenue as per contracted price	2,49,567.44	203,359.59
Adjustments		
Price Escalation	24,682.06	14,100.24
Change of Scope	3,122.86	847.41
Revenue from Utility Shifting work	44.40	410.69
Revenue from Change of Scope	-	43.08
Revenue from contract with customers	2,77,416.75	2,18,761.01

(b) Contract Balances:

(₹ in Lakhs)

PARTICULARS	FOR THE YEAR ENDED MARCH 31, 2024	FOR THE YEAR ENDED MARCH 31, 2023
Receivables:		
- Current (Gross)	10,329.68	59,656.91
Contract Assets (Unbilled revenue- Current):		
Balance at the beginning of the year	50,910.32	32,462.32
Revenue recognised during the year	2,77,416.75	2,18,761.01
Less: Invoice raised during the year	2,56,694.04	2,00,313.01
Balance at the end of the year	71,633.03	50,910.32
Financial Assets		
Opening Balance	2,66,413.89	2,47,594.11
Recognised during the year	44,460.04	55,562.68
Less : Receipt during the year	21,987.92	36,742.92
Less : Reduction due to Sale of Subsidiaries (Refer note: "49")	1,39,919.96	-
Closing Balance	1,48,966.05	2,66,413.89
Contract Liabilities:		
Advance from Customer		
- Non Current	223.91	15,945.14
- Current	32,668.90	21,754.13

(c) Revenue recognised during the year from the performance obligation satisfied upto previous year (arising out of contract modification) amounts to Rs. 2,03,359.59 Lakhs.

(d) Reconciliation of contracted price with revenue during the year:

(₹ in Lakhs)

PARTICULARS	FOR THE YEAR ENDED MARCH 31, 2024	FOR THE YEAR ENDED MARCH 31, 2023
Revenue as per contracted price	2,49,567.44	2,03,359.59
Adjustments		
Price Escalation	24,682.06	14,100.24
Change of Scope	3,122.86	890.49
Revenue from Utility Shifting work	44.40	410.69
Revenue from contract with customers	2,77,416.75	2,18,761.01

(e) Unsatisfied performance obligations:

The Company applies the practical expedient in paragraph 121 of Ind AS 115 and does not disclose information about remaining performance obligations where the Company has a right to consideration from customer in an amount that corresponds directly with the value to the customer of the Company's performance completed to date. Accordingly, the Company recognises revenue by an amount to which the Company has a right to invoice.

NOTES TO CONSOLIDATED FINANCIAL STATEMENT

Note 33.1 : Disclosure Pursuant to Appendix e of Ind as 115 for Service Concession Arrangements

NAME OF ENTITY	DESCRIPTION OF THE ARRANGEMENT	SIGNIFICANT TERMS OF THE ARRANGEMENT	ANNUITY RECEIVABLE FROM CONCESSION GRATOR (INCLUDING CONTRACT ASSETS RECEIVABLES)	
			3/31/24	3/31/23
Patel Sethiyahopu Cholopuram Private Limited	The Company has entered into Concession Agreement (SCA) with National Highway Authority of India (NHAI) dated November 9, 2017 for the purpose of improving and augmenting of existing road from km 65.960 to km 116.440 of NH - 45C (approximately 50.480 km) in the state of Tamilnadu by Four-Laning thereof on Design, Build, Operate and Transfer ("DBOT Annuity" or "Hybrid Annuity") basis. As per the CA, NHAI grants to the Company exclusive right, license and authority to construct, operate and maintain the project during the Construction Period of 730 days and Operation Period of 15 years commencing from COD.	<p>"a) Bid Project Cost:- The cost of the construction of the project which is due and payable by NHAI as on the Bid date is considered as the bid project cost under the concession agreement. The bid project cost has been finalised as ₹ 1461.00 Crores as at the bid date. Bid project cost is inclusive of the cost of construction, interest during construction, working capital, physical contingencies and all other costs including adjustment of Price Index Multiple, expenses and charges for and in respect of the construction of the project.</p> <p>b) Adjusted Bid Project Cost:- The Bid Project Cost adjusted for variation between the price index occurring between the reference index date preceding the bid date and the reference index date immediately preceding the appointed date shall be deemed to be the Bid Project Cost at commencement of Construction</p> <p>c) Payment of Bid Project Cost:- 0% of the Bid Project Cost, adjusted for the Price Index Multiple, shall be due and payable to the company in 5 equal instalments of 8% each during the Construction Period in accordance with the provisions of Clause 23.4 of the SCA.</p> <p>The remaining Bid Project Cost, adjusted for the Price Index Multiple, shall be due and payable in 30 biannual instalments commencing from the 180th day of COD in accordance with the provision of Clause 23.6 of the SCA.</p> <p>Interest shall be due and payable biannually along with each instalment specified in Clause 23.6.3 of the SCA.</p> <p>d) Bonus on early completion:- The SCA also provides for the payment of Bonus to the company in the event the COD is achieved on or more than 30 days prior to the schedule completion date. The schedule completion date of the construction is 731st date from the appointed date.</p> <p>e) Operation & Maintenance Payments:- All Operation and Maintenance expenditure shall be borne by the company. However, as provided in SCA, the company shall be entitled to receive lump sum financial support in the form of biannual payments by the NHAI, which shall be computed on the amount quoted in the O&M bid. Each instalment of O&M payment shall be the product of the amount determined in accordance with the terms of the SCA and the price index multiple on the reference index date preceding the due date of payment thereof.</p> <p>f) Escrow Account:- In terms of the SCA, the company shall enter into an Escrow Agreement, substantially in the form set forth in schedule 'O' of the SCA, with NHAI, Escrow bank and senior lenders and shall establish Escrow Account with the Escrow bank. The company also require to deposit and made withdrawals as described in the Escrow Agreement. Accordingly, the company has entered into an Escrow agreement with the Punjab National Bank and NHAI.</p> <p>g) Restriction on assignment and charges:- In terms of the SCA the company shall not assign, transfer or dispose of all or any rights and benefits under SCA or create any encumbrances thereto except with prior consent of NHAI.</p> <p>h) Changes to the Concession during the period:- There has been no change in the concession arrangement during the year.</p> <p>i) Classification of the Concession:- The Company has applied the principles enumerated in Appendix D of Ind AS - 115 titled "Service Concession Arrangement" and has classified the arrangement as a Financial Asset resulting in recognition of a Financial Asset. Revenue is recognised during the construction period as revenue from construction services as well as financial income."</p>	72687.87	61,034.87

Patel Darah Jalawat Private Limited	The Company has entered into Concession Agreement ("CA") with National Highway Authority of India (NHAI) dated November 16, 2017 for the purpose of construction of 4 lane road on NH-12 (new NH- 52) from km 299.000 to km 346.540 (approximately 48.880 km) in the state of Rajasthan by Four-Laning thereof on Design, Build, Operate and Transfer ("DBOT Annuity" or "Hybrid Annuity") basis. As per the CA, NHAI grants to the Company exclusive right, license and authority to construct, operate and maintain the project during the Construction Period of 910 days and Operation Period of 15 years commencing from COD.	<p>a) Bid Project Cost:- The cost of the construction of the project which is due and payable by NHAI as on the Bid date is considered as the bid project cost under the concession agreement. The bid project cost has been finalised as ₹ 1,12,363 Lakhs as at the bid date. Bid project cost is inclusive of the cost of construction, interest during construction, working capital, physical contingencies and all other costs including adjustment of Price Index Multiple, expenses and charges for and in respect of the construction of the project.</p> <p>b) Adjusted Bid Project Cost:- The Bid Project Cost adjusted for variation between the price index occurring between the reference index date preceding the bid date and the reference index date immediately preceding the appointed date shall be deemed to be the Bid Project Cost at commencement of Construction.</p> <p>c) Payment of Bid Project Cost:- 40% of the Bid Project Cost, adjusted for the Price Index Multiple, shall be due and payable to the company in 5 equal instalments of 8% each during the Construction Period in accordance with the provisions of Clause 23.4 of the SCA.</p> <p>The remaining Bid Project Cost, adjusted for the Price Index Multiple, shall be due and payable in 30 biannual instalments commencing from the 180th day of COD in accordance with the provision of Clause 23.6 of the SCA.</p> <p>Interest shall be due and payable on the reducing balance of Completion Cost at an interest rate equal to the applicable Bank Rate plus 3%. Such interest shall be due and payable biannually along with each instalment specified in Clause 23.6.3 of SCA.</p> <p>d) Bonus on early completion:- The SCA also provides for the payment of Bonus to the company in the event the COD is achieved on or more than 30 days prior to the schedule completion date. The schedule completion date of the construction is October 13, 2020.</p> <p>e) Operation & Maintenance Payments:- All Operation and Maintenance expenditure shall be borne by the company. However, as provided in SCA, the company shall be entitled to receive lump sum financial support in the form of biannual payments by the NHAI, which shall be computed on the amount quoted in the O&M bid. Each instalment of O&M payment shall be the product of the amount determined in accordance with the terms of the SCA and the price index multiple on the reference index date preceding the due date of payment thereof.</p> <p>f) Escrow Account:- In terms of the SCA, the company shall enter into an Escrow Agreement, substantially in the form set forth in schedule 'O' of the SCA, with NHAI, Escrow bank and senior lenders and shall establish Escrow Account with the Escrow bank. The company also require to deposit and made withdrawals as described in the Escrow Agreement. Accordingly, the company has entered into an Escrow agreement with the RBL Bank Ltd and NHAI.</p> <p>g) Restriction on assignment and charges:- In terms of the SCA the company shall not assign, transfer or dispose of all or any rights and benefits under SCA or create any encumbrances thereto except with prior consent of NHAI.</p> <p>h) Changes to the Concession during the period:- There has been no change in the concession arrangement during the year.</p> <p>i) Classification of the Concession:- The Company has applied the principles enumerated in Appendix D of Ind AS - 115 titled "Service Concession Arrangement" and has classified the arrangement as a Financial Asset resulting in recognition of a Financial Asset. Revenue is recognised during the construction period as revenue from construction services as well as financial income."</p>	-	53325.2
-------------------------------------	--	---	---	---------

NAME OF ENTITY	DESCRIPTION OF THE ARRANGEMENT	SIGNIFICANT TERMS OF THE ARRANGEMENT	ANNUITY RECEIVABLE FROM CONCESSION GRATOR (INCLUDING CONTRACT ASSETS RECEIVABLES)	3/31/24	3/31/23
Patel Vadodara Kim Private Limited	The Company has entered into Concession Agreement ('CA') with National Highway Authority of India (NHAI) dated May 11, 2018 for the purpose of Construction of road from km 292.00 to km 323.00 (approximately 31 km) in the state of Gujarat by Four-Laning thereof on Design, Build, Operate and Transfer ("DBOT Annuity" or "Hybrid Annuity") basis. As per the CA, NHAI grants to the Company exclusive right, license and authority to construct, operate and maintain the project during the Construction Period of 730 days and Operation Period of 15 years commencing from COD.	"a) Bid Project Cost:- The cost of the construction of the project which is due and payable by NHAI as on the Bid date is considered as the bid project cost under the concession agreement. The bid project cost has been finalised as ` 171200 Lakhs as at the bid date. Bid project cost is inclusive of the cost of construction, interest during construction, working capital, physical contingencies and all other costs including adjustment of Price Index Multiple, expenses and charges for and in respect of the construction of the project.. b) Adjusted Bid Project Cost:- The Bid Project Cost adjusted for variation between the price index occurring between the reference index date preceding the bid date and the reference index date immediately preceding the appointed date shall be deemed to be the Bid Project Cost at commencement of Construction. c) Payment of Bid Project Cost:- 40% of the Bid Project Cost, adjusted for the Price Index Multiple, shall be due and payable to the company in 5 equal installments of 8% each during the Construction Period in accordance with the provisions of Clause 23.4 of the SCA. The remaining Bid Project Cost, adjusted for the Price Index Multiple, shall be due and payable in 30 biannual installments commencing from the 180th day of COD in accordance with the provision of Clause 23.6 of the SCA. Interest shall be due and payable on the reducing balance of Completion Cost at an interest rate equal to the applicable Bank Rate plus 3%. Such interest shall be due and payable biannually along with each installment specified in Clause 23.6.4 of SCA. d) Bonus on early completion:- The SCA also provides for the payment of Bonus to the company in the event the COD is achieved on or more than 30 days prior to the schedule completion date. The schedule completion date of the construction is March 08, 2021. e) Operation & Maintenance Payments:- All Operation and Maintenance expenditure shall be borne by the company. However, as provided in SCA, the company shall be entitled to receive lump sum financial support in the form of biannual payments by the NHAI, which shall be computed on the amount quoted in the O&M bid. Each installment of O&M payment shall be the product of the amount determined in accordance with the terms of the SCA and the price index multiple on the reference index date preceding the due date of payment thereof. f) Escrow Account :- In terms of the SCA, the company shall enter into an Escrow Agreement, substantially in the form set forth in schedule 'O' of the SCA, with NHAI, Escrow bank and senior lenders and shall establish Escrow Account with the Escrow bank. The company also require to deposit and made withdrawals as described in the Escrow Agreement. Accordingly, the company has entered into an Escrow agreement with the YES Bank Ltd and NHAI. g) Restriction on assignment and charges:- In terms of the SCA the company shall not assign, transfer or dispose of all or any rights and benefits under SCA or create any encumbrances thereto except with prior consent of NHAI. h) Classification of the Concession :The Company has applied the principles enumerated in Appendix E of Ind AS – 115 titled "Service Concession Arrangement" and has classified the arrangement as a Financial Asset resulting in recognition of an Financial Asset. Revenue is recognised during the construction period as revenue from construction services as well as financial income. i) Changes to the Concession during the period : There has been no change in the concession arrangement during the year."	-	86,594.76	
Patel Cholopuram Thanjavur Private Limited	The Company has entered into Concession Agreement ('CA') with National Highway Authority of India (NHAI) dated July 19, 2016 for the purpose of augmenting the existing road from km 7.090 to km 53.585 (approximately 48.05 km) in the state of Gujarat by Four-Laning thereof on Design, Build, Operate and Transfer ("DBOT Annuity" or "Hybrid Annuity") basis. As per the CA, NHAI grants to the Company exclusive right, license and authority to construct, operate and maintain the project during the Construction Period of 910 days and Operation Period of 15 years commencing from COD.	"a) Bid Project Cost:- The cost of the construction of the project which is due and payable by NHAI as on the Bid date is considered as the bid project cost under the concession agreement. The bid project cost has been finalised as INR 8190.00 Million as at the bid date. Bid project cost is inclusive of the cost of construction, interest during construction, working capital, physical contingencies and all other costs including adjustment of Price Index Multiple, expenses and charges for and in respect of the construction of the project. b) Adjusted Bid Project Cost:- The Bid Project Cost adjusted for variation between the price index occurring between the reference index date preceding the bid date and the reference index date immediately preceding the appointed date shall be deemed to be the Bid Project Cost at commencement of Construction. c) Payment of Bid Project Cost:- 40% of the Bid Project Cost, adjusted for the Price Index Multiple, shall be due and payable to the company in 5 equal installments of 8% each during the Construction Period in accordance with the provisions of Clause 23.4 of the SCA. The remaining Bid Project Cost, adjusted for the Price Index Multiple, shall be due and payable in 30 biannual installments commencing from the 180th day of COD in accordance with the provision of Clause 23.6 of the SCA. Interest shall be due and payable on the reducing balance of Completion Cost at an interest rate equal to the applicable Bank Rate plus 3%. Such interest shall be due and payable biannually along with each installment specified in Clause 23.6.3 of SCA. d) Bonus on early completion:- The SCA also provides for the payment of Bonus to the company in the event the COD is achieved on or more than 30 days prior to the schedule completion date. The schedule completion date of the construction is August 06, 2019. e) Operation & Maintenance Payments:- All Operation and Maintenance expenditure shall be borne by the company. However, as provided in SCA, the company shall be entitled to receive lump sum financial support in the form of biannual payments by the NHAI, which shall be computed on the amount quoted in the O&M bid. Each installment of O&M payment shall be the product of the amount determined in accordance with the terms of the SCA and the price index multiple on the reference index date preceding the due date of payment thereof. f) Escrow Account:- In terms of the SCA, the company shall enter into an Escrow Agreement, substantially in the form set forth in schedule 'O' of the SCA, with NHAI, Escrow bank and senior lenders and shall establish Escrow Account with the Escrow bank. The company also require to deposit and made withdrawals as described in the Escrow Agreement. Accordingly, the company has entered into an Escrow agreement with the YES Bank Ltd and NHAI. g) Restriction on assignment and charges:- In terms of the SCA the company shall not assign, transfer or dispose of all or any rights and benefits under SCA or create any encumbrances thereto except with prior consent of NHAI. h) Changes to the Concession during the period:- There has been no change in the concession arrangement during the year. i) Classification of the Concession:- The Company has applied the principles enumerated in Appendix D of Ind AS – 115 titled "Service Concession Arrangement" and has classified the arrangement as a Financial Asset resulting in recognition of an Financial Asset. Revenue is recognised during the construction period as revenue from construction services as well as financial income."	66552.43	55,449.75	

NAME OF ENTITY	DESCRIPTION OF THE ARRANGEMENT	SIGNIFICANT TERMS OF THE ARRANGEMENT	ANNUITY RECIVABLE FROM CONCESSION GRATOR (INCLUDING CONTRACT ASSETS RECIVABLES)	
			3/31/23	3/31/22
Patel Bridge Nirmal Private Limited	<p>The Company has entered into Service Concession Arrangement (SCA) with Government of Gujarat Road and buildings Department, Gandhinagar ("GOG R&BD") dated August 23, 2011 for the purpose of development of Rail Over Bridges at Level Crossing having TVU> 1,00,000 through a concession on BOT Annuity basis in the state of Gujarat. The Concession Period is of 17.5 years. As per the SCA, GOG, R&BD grants to the Company exclusive right, license and authority to operate and maintain the project during the Operation Period.</p>	<p>"a) Annuity :- The Authority shall be liable to pay Annuity to Concessionaire upon achieving COD for the Project Highway and in consideration of the Concessionaire accepting the Concession and undertaking to perform and discharge its obligations in accordance with the terms and conditions as set forth in the agreement.</p> <p>b) Payment of Annuity:- The authority shall pay the annuity amount in Bi-annual installment of Rs. 1,678 Lakhs each over the operation period of 15 years."</p>	9725.75	10,009.30
Patel Highway Management Private Limited	<p>The Company has entered into Service Concession Arrangement (SCA) with National Highway Authority of India (NHAI) dated October 23, 2009 for the purpose of Operation and maintenance of Palanpur-Radhanpur section (KM 340.00 to KM 458.00) of NH-14 and Radhanpur-Samakhiali Section KM 138.80 to KM 281.30 in the state of Gujarat. The Concession Period is upto 27th May, 2019 (Including 30.5 days of extension granted by NHAI under force majeure event). As per the SCA, the company is entitled to charge users of the public service, hence the service arrangement has been classified as Intangible Asset.</p>	-	0.14	0.14

NOTES TO CONSOLIDATED FINANCIAL STATEMENT

PATEL INFRASTRUCTURE LIMITED
CIN: U45201GJ2004PLC043955

Note 34 : Related Party Transactions

Related parties Transactions with related parties for the year ended March 31, 2024 and March 31, 2023 and Outstanding Balances as at March 31, 2024 and March 31, 2023:

PARTICULARS	FOR THE YEAR ENDED	
	31/3/24	31/3/23
Key Management Personnel (KMP)	Pravinbhai Patel (Chairman & Director)	Pravinbhai Patel (Chairman & Director)
	Arvindbhai Patel (Managing Director)	Arvindbhai Patel (Managing Director)
	Dineshbhai Vaviya (Director)	Dineshbhai Vaviya (Director)
	Madhubhai Vaviya (Director)	Madhubhai Vaviya (Director)
	Sureshbhai Vaviya (Director)	Sureshbhai Vaviya (Director)
	Ramesh bhai Patel (Director)	Ramesh bhai Patel (Director)
	Nitin Patel (Director Finance) (Appointed w.e.f 21.02.2023)	Nitin Patel (Director Finance) (Appointed w.e.f 21.02.2023)
	Prahalad Ray Mundra (Chief Financial Officer) (Resigned w.e.f 30.04.2023)	Prahalad Ray Mundra (Chief Financial Officer) (Resigned w.e.f 30.04.2023)
	Nikunj Shah (Chief Financial Officer) (Appointed w.e.f 25.11.2023)	-
	Aswini Kumar Sahu (Company Secretary)	Aswini Kumar Sahu (Company Secretary)
	"Yogesh Bhatt (Company Secretary)"	"Yogesh Bhatt (Company Secretary)"
	"Hiral Gediya (Company Secretary)"	"Hiral Gediya (Company Secretary)"
	Vinay Rajput (Company Secretary) (resigned from 06.05.2023)	-
	"Jyoti Chauhan w.e.f 15.05.2023(Company Secretary) "	" Jyoti Chauhan w.e.f 15.05.2023(Company Secretary) "

PARTICULARS	FOR THE YEAR ENDED	
	31/3/24	31/3/23
Relatives of KMP	Kaminiben Arvindbhai Patel - Wife of Arvindbhai Patel	Kaminiben Arvindbhai Patel - Wife of Arvindbhai Patel
	Smitaben Pravinbhai Patel - Wife of Pravinbhai Patel	Smitaben Pravinbhai Patel - Wife of Pravinbhai Patel
	Pravinbhai V Patel (HUF)	Pravinbhai V Patel (HUF)
	Arvindbhai V Patel (HUF)	Arvindbhai V Patel (HUF)
	Rekhaben Sureshbhai Vaviya - Wife of Sureshbhai Vaviya	Rekhaben Sureshbhai Vaviya - Wife of Sureshbhai Vaviya
	Sureshbhai P Vaviya (HUF)	Sureshbhai P Vaviya (HUF)
	Jay Pravinbhai Patel - Son of Pravinbhai Patel	Jay Pravinbhai Patel - Son of Pravinbhai Patel
	Radhika Nimitkumar Sanghani - Daughter of Pravinbhai Patel	Radhika Nimitkumar Sanghani - Daughter of Pravinbhai Patel
	Manjulaben G Badhani - Sister of Pravinbhai Patel and Arvindbhai Patel	Manjulaben G Badhani - Sister of Pravinbhai Patel and Arvindbhai Patel
	Bhavnaven D Patel - Sister of Pravinbhai Patel and Arvindbhai Patel	Bhavnaven D Patel - Sister of Pravinbhai Patel and Arvindbhai Patel
	Krunal Arvindbhai Patel - Son of Arvindbhai Patel	Krunal Arvindbhai Patel - Son of Arvindbhai Patel
	Parth Arvindbhai Patel - Son of Arvindbhai Patel	Parth Arvindbhai Patel - Son of Arvindbhai Patel
	Krishna Dineshbhai Vaviya - Son of Dineshbhai Vaviya	Krishna Dineshbhai Vaviya - Son of Dineshbhai Vaviya

PARTICULARS	FOR THE YEAR ENDED	
	31/3/24	31/3/23
Relatives of KMP	Nikita Bhargav Bhavsar - Daughter of Dineshbhai Vaviya	Nikita Bhargav Bhavsar - Daughter of Dineshbhai Vaviya
	Janvi Dineshbhai Vaviya - Daughter of Dineshbhai Vaviya	Janvi Dineshbhai Vaviya - Daughter of Dineshbhai Vaviya
	Kasturben Zalavadiya - Sister of Dineshbhai Vaviya, Madhubhai Vaviya and Sureshbhai Vaviya	Kasturben Zalavadiya - Sister of Dineshbhai Vaviya, Madhubhai Vaviya and Sureshbhai Vaviya
	Vilasben Dhorajiya - Sister of Dineshbhai Vaviya, Madhubhai Vaviya and Sureshbhai Vaviya	Vilasben Dhorajiya - Sister of Dineshbhai Vaviya, Madhubhai Vaviya and Sureshbhai Vaviya
	Ramaben Dineshbhai Vaviya - Wife of Dineshbhai Vaviya	Ramaben Dineshbhai Vaviya - Wife of Dineshbhai Vaviya
	Rutv Madhubhai Vaviya - Son of Madhubhai Vaviya	Rutv Madhubhai Vaviya - Son of Madhubhai Vaviya
	Shweta Madhubhai Vaviya - Daughter of Madhubhai Vaviya	Shweta Madhubhai Vaviya - Daughter of Madhubhai Vaviya
	Aditi Madhubhai Vaviya - Daughter of Madhubhai Vaviya	Aditi Madhubhai Vaviya - Daughter of Madhubhai Vaviya
	Abhishek Sureshbhai Vaviya - Son of Sureshbhai Vaviya	Abhishek Sureshbhai Vaviya - Son of Sureshbhai Vaviya
	Sangitaben Madhubhai Vaviya - Wife of Madhubhai Vaviya	Sangitaben Madhubhai Vaviya - Wife of Madhubhai Vaviya
	Soham Patel - Wife of Jay P. Patel	Soham Patel - Wife of Jay P. Patel
	Megha Patel- Wife of Kunal A. Patel	Megha Patel- Wife of Kunal A. Patel

PARTICULARS	FOR THE YEAR ENDED	
	31/3/24	31/3/23
Enterprises over which KMP and/or Relatives of KMP are able to exercise significant Influence	V G Patel Foundation	V G Patel Foundation
	Patel Structural Private Limited	Patel Structural Private Limited
	The Trilium	The Trilium
	Swan Medicot LLP	Swan Medicot LLP
	Patel Taxcot Pvt Ltd	Patel Taxcot Pvt Ltd
	SPG Infracon Pvt. Ltd.	SPG Infracon Pvt. Ltd.
	Road Shield Pvt Ltd	Road Shield Pvt Ltd
	Solucio Infra Solutions Pvt. Ltd.	Solucio Infra Solutions Pvt. Ltd.
	Patcon Infra Pvt Ltd	Patcon Infra Pvt Ltd
	Osat Pharma India LLP	"Osat Pharma India LLP (w.e.f 16.01.2023)"
	Ennaar Infra Solutions LLP	-
	Reef Skin Care LLP (w.e.f. 08.05.2023)	-
	Patel Organix Private Limited (w.e.f. 19.05.2023)	-
	Bharatness Metal Crafts Llp (w.e.f. 02.06.2023)	-
	"Patel Steeltech Private Limited (w.e.f. 05.03.2024)"	-
	Swan Mediscience LLP (w.e.f. 21.03.2024)	-

Related Party Transactions : Key Management Personnel

(₹ in Lakhs)

PARTICULARS	FOR THE YEAR ENDED	
	31/3/24	31/3/23
Loans received from Key management personnel		
Pravinbhai Patel	250.00	323.48
Arvindbhai Patel	800.00	824.82
Dineshbhai Vaviya	2.04	1.87
Madhubhai Vaviya	0.11	0.097
Sureshbhai Vaviya	0.94	1.25

PARTICULARS	FOR THE YEAR ENDED	
	31/3/24	31/3/23
Loans Repaid during the year		
Pravinbhai Patel	50.00	325.23
Arvindbhai Patel	120.30	825.31
Dineshbhai Vaviya	0.20	0.19
Madhubhai Vaviya	0.01	0.01
Sureshbhai Vaviya	0.49	0.09
Closing Balances of Loans		
Pravinbhai Patel	200.00	-
Arvindbhai Patel	679.70	-
Dineshbhai Vaviya	22.27	20.43
Madhubhai Vaviya	1.16	1.06
Sureshbhai Vaviya	10.24	9.79
Maximum Balance of Loans		
Pravinbhai Patel	250.00	215.11
Arvindbhai Patel	733.91	681.50
Dineshbhai Vaviya	22.27	20.43
Madhubhai Vaviya	1.16	1.06
Sureshbhai Vaviya	10.24	9.40
Remuneration		
	300.00	
Pravinbhai Patel	300.00	300.00
Arvindbhai Patel	0.00	300.00
Dineshbhai Vaviya	0.00	72.04
Madhubhai Vaviya	0.00	-
Sureshbhai Vaviya	12.00	-
Sandeep Sahni	12.02	1.29
Prahalad Ray Mundra	39.56	77.59
Aswini Kumar Sahu	38.88	34.53

(₹ in Lakhs)

PARTICULARS	FOR THE YEAR ENDED	
	31/3/24	31/3/23
Interest Expense		
Pravinbhai Patel	40.11	14.98
Arvindbhai Patel	70.47	48.69
Dineshbhai Vaviya	2.04	1.87
Madhubhai Vaviya	0.11	0.10
Sureshbhai Vaviya	0.94	0.86

(₹ in Lakhs)

PARTICULARS	FOR THE YEAR ENDED	
	31/3/24	31/3/23
Insurance premium paid towards key man term policy taken by Company		
Pravinbhai Patel	1.05	11.50
Arvindbhai Patel	1.05	4.23
Dineshbhai Vaviya	0.30	0.30
Madhubhai Vaviya	0.30	1.78
Sureshbhai Vaviya	0.30	2.26

Amount payable : Key Management Personnel

(₹ in Lakhs)

PARTICULARS	FOR THE YEAR ENDED	
	31/3/24	31/3/23
Salary payable		
Pravinbhai Patel (Advance)	(182.45)	(40.42)
Arvindbhai Patel (Advance)	(90.58)	15.91
Nitinkumar Rameshchandra Patel	0.88	1.29
Sureshbhai Vaviya	-	-
Prahalad Ray Mundra	-	3.33
Nikunj Shah	4.36	
Aswini Kumar Sahu	2.38	2.35
Defined Benefit Obligation payable		
Pravinbhai Patel	20.00	20.00
Arvindbhai Patel	20.00	19.34
Nitinkumar Rameshchandra Patel	0.15	0.01
Nikunj Shah	0.15	
Aswini Kumar Sahu	2.10	4.97

Related Party Transactions : Relatives of KMP

(₹ in Lakhs)

PARTICULARS	FOR THE YEAR ENDED	
	31/3/24	31/3/23
Loans received from Key management personnel		
Pravinbhai V Patel (HUF)	0.10	0.09
Arvindbhai V Patel (HUF)	1.69	1.55
Sureshbhai P Vaviya (HUF)	0.08	0.23
Smt. Kaminiben A Patel	3.14	2.93
Rekhaben S Vaviya	1.18	1.09
Loans Repaid during the year		
Pravinbhai V Patel (HUF)	0.01	0.01
Arvindbhai V Patel (HUF)	0.17	0.15
Sureshbhai P Vaviya (HUF)	0.10	0.03
Smt. Kaminiben A Patel	0.89	0.29
Rekhaben S Vaviya	0.12	0.11
Closing Balances of Loan Received		
Pravinbhai V Patel (HUF)	1.05	0.96
Arvindbhai V Patel (HUF)	18.38	16.86
Sureshbhai P Vaviya (HUF)	1.28	1.30
Smt. Kaminiben A Patel	34.22	31.97
Rekhaben S Vaviya	12.91	11.85
Maximum Balance of Loans		
Pravinbhai V Patel (HUF)	1.05	0.96
Arvindbhai V Patel (HUF)	18.38	16.86
Sureshbhai P Vaviya (HUF)	1.28	1.30
Smt. Kaminiben A Patel	34.22	31.97
Rekhaben S Vaviya	12.91	11.85

PARTICULARS	FOR THE YEAR ENDED	
	31/3/24	31/3/23
Salary		
Krunal A Patel	55.68	55.68
Parth A Patel	38.98	38.98
Jay P Patel	55.68	55.68
Yogesh Bhatt	17.50	15.60
Smitaben Patel	20.00	12.00
Vinay Rajput	0.45	5.20
Jyoti Chauhan	3.23	-
Soham Patel	16.00	12.00
Megha Patel	16.00	12.00
Vishwaben Parthbhai Patel	16.00	12.00
Kaminiben Patel	20.00	12.00
Interest		
Pravinbhai V Patel (HUF)	0.10	0.09
Arvindbhai V Patel (HUF)	1.69	1.55
Sureshbhai P Vaviya (HUF)	0.08	0.23
Smt. Kaminiben A Patel	3.14	2.93
Smt. Rekhaben S Vaviya	1.18	1.09

Insurance premium paid towards key man term policy taken by Company

(₹ in Lakhs)

PARTICULARS	FOR THE YEAR ENDED	
	31/3/24	31/3/23
Krunal A Patel	10.57	32.52
Parth A Patel	20.79	11.40
Jay P Patel	7.92	28.06
Abhishek S. Vaviya	-	0.98
Defined Benefit Obligation payable:		
Krunal A Patel	15.98	14.35
Parth A Patel	10.69	9.36
Jay P Patel	14.10	12.41

Amount payable : Relatives of KMP

(₹ in Lakhs)

PARTICULARS	FOR THE YEAR ENDED	
	31/3/24	31/3/23
Salary		
Krunal A Patel (Advance)	(2.20)	3.87
Parth A Patel (Advance)	(14.53)	1.12
Jay P Patel (Advance)	(17.68)	0.07
Yogesh Bhatt	1.50	1.35
Smitaben Patel	0.05	-
Vinay Rajput	-	0.44
Soham Patel (Advance)	(0.27)	0.00
Megha Patel (Advance)	(0.02)	0.89
Kaminiben Patel	1.07	0.87
Vishwaben Parthbhai Patel	0.86	0.89
Bonus Payable		
Smitaben Patel	0.07	0.07
Yogesh Bhatt	0.07	0.07
Vinay Rajput	0.01	0.07
Soham Patel	0.07	0.07
Megha Patel	0.07	0.07
Hiral Gediya		0.04
Jyoti Chauhan	0.07	-
Kaminiben Patel	0.07	0.07
Vishwaben Parthbhai Patel	0.07	0.07

Related Party Transactions : Enterprises over which KMP and/or Relatives of KMP are able to exercise significant Influence

(₹ in Lakhs)

PARTICULARS	FOR THE YEAR ENDED	
	31/3/24	31/3/23
Trade Payable		
Patel Structural Private Limited	100.89	135.09
Road Shield Pvt Ltd	1,231.98	5,367.95
SPG Infracon Pvt Ltd	7,827.23	7,857.27
Solucio Infra Solutions Pvt Ltd	1,193.95	184.05
Ennaar Infra Solutions LLP (Advance)	(29.07)	
Closing Balance of Security Deposit		
Patel Structural Private Limited	43.69	20.28
Advance given during the year		
SPG Infracon Pvt Ltd	41.28	825.42
Solucio Infra Solutions Pvt Ltd	-	20.00
Advance released during the year		
SPG Infracon Pvt Ltd	776.30	211.36
Solucio Infra Solutions Pvt Ltd	20.00	-
Closing Balance of Advance given		
SPG Infracon Pvt Ltd	290.40	1,025.42
Solucio Infra Solutions Pvt Ltd	-	20.00
Material Sales Income		
Road Shield Pvt Ltd	243.58	860.83
SPG Infracon Pvt Ltd	8,786.33	4,286.62
Solucio Infra Solutions Pvt Ltd	4,551.87	134.30
Other Misc Income		
Road Shield Pvt Ltd	-	0.01
SPG Infracon Pvt Ltd	712.73	952.90

PARTICULARS	FOR THE YEAR ENDED	
	31/3/24	31/3/23
Sub Contracting Expenses		
Road Shield Pvt Ltd	3,530.39	2,554.21
SPG Infracon Pvt Ltd	18,001.31	10,960.20
Patel Structural Pvt Ltd	-	101.05
Solucio Infra Solutions Pvt Ltd	-	389.93
Ennaar Infra Solutions LLP	490.63	-
Professional Fees expenses		
Ennaar Infra Solutions LLP	147.00	-
Security deposit (Maintenance Deposit)		
The Trillium	-	0.63
Trade Receivable		
Patel Structural Private Limited	94.17	85.78
Road Shield Pvt Ltd	3,178.16	6,872.87
The Trillium	9.07	9.07
SPG Infracon Pvt Ltd	10,162.40	7,250.37
Solucio Infra Solutions Pvt Ltd	2,014.08	81.00
Retention Money Payable		
Road Shield Pvt Ltd	721.42	462.10
SPG Infracon Pvt Ltd	498.02	445.89
Solucio Infra Solutions Pvt Ltd	237.31	116.46
Ennaar Infra Solutions LLP	3.36	-
Commission Income received		
Patel Structural Private Limited		
Withheld Payable		
Road Shield Pvt Ltd	495.98	82.83
SPG Infracon Pvt Ltd	569.16	92.25
Solucio Infra Solutions Pvt Ltd	39.87	340.39
Donation		
V G Patel Foundation	91.00	315.21

NOTES TO CONSOLIDATED FINANCIAL STATEMENT

PATEL INFRASTRUCTURE LIMITED
CIN: U45201GJ2004PLC043955

Note 35 - Financial Instruments and Fair Value Measurement

A. CATEGORIES OF FINANCIAL INSTRUMENTS

(₹ in Lakhs)

PARTICULARS	AMOUNT AS AT MARCH 31, 2024			TOTAL
	FAIR VALUE THROUGH PROFIT & LOSS	FAIR VALUE THROUGH OTHER COMPREHENSIVE INCOME	AMORTISED COST	
Financial Assets				
(i) Investments	-	-	58.16	58.16
(ii) Trade receivables	-	-	10,234.09	10,234.09
(iii) Cash and cash equivalents	-	-	9,941.91	9,941.91
(iv) Other financial assets	-	-	1,70,774.60	1,70,774.60
(v) Bank balance other than (iii) above	-	-	22,420.86	22,420.86
(vi) loan	-	-	1,215.98	1,215.98
Total	-	-	2,14,645.60	2,14,645.60
Financial liabilities				
(i) Trade payables	-	-	44,350.02	44,350.02
(ii) Borrowings	-	-	1,94,702.24	1,94,702.24
(iii) Other financial liabilities	-	-	21,628.03	21,628.03
(iv) Leased Liabilities	-	-	67.28	67.28
Total	-	-	2,60,747.57	2,60,747.57

PARTICULARS	AMOUNT AS AT MARCH 31, 2023			TOTAL
	FAIR VALUE THROUGH PROFIT & LOSS	FAIR VALUE THROUGH OTHER COMPREHENSIVE INCOME	AMORTISED COST	
Financial Assets				
(i) Investments	-	-	58.16	58.16
(ii) Trade receivables	-	-	58,574.36	58,574.36
(iii) Cash and cash equivalents	-	-	6,943.48	6,943.48
(iv) Other financial assets	-	-	2,80,998.68	2,80,998.68
(v) Bank balance other than (iii) above	-	-	18,830.16	18,830.16
Total	-	-	3,65,404.84	3,65,404.84
Financial liabilities				
(i) Trade payables	-	-	50,941.60	50,941.60
(ii) Borrowings	-	-	3,17,870.06	3,17,870.06
(iii) Other financial liabilities	-	-	19,407.59	19,407.59
(iv) Leased Liabilities	-	-	129.84	129.84
Total	-	-	3,88,349.10	3,88,349.10

B) FAIR VALUE HIERARCHY

The following table presents fair value hierarchy of assets and liabilities measured at fair value on a recurring basis as at March 31, 2024:

PARTICULARS	FAIR VALUE MEASUREMENT AS AT MARCH 31, 2024		
	LEVEL 1	LEVEL 2	LEVEL 3
a) Financial assets measured at Fair Value Through Profit and Loss (FVTPL)			
Investments	-	-	-

The following table presents fair value hierarchy of assets and liabilities measured at fair value on a recurring basis as at March 31, 2023

PARTICULARS	FAIR VALUE MEASUREMENT AS AT MARCH 31, 2022		
	LEVEL 1	LEVEL 2	LEVEL 3
a) Financial assets measured at Fair Value Through Profit and Loss (FVTPL)			
Investments	-	-	-

Valuation technique used to determine fair value:

Level 1 : It includes Investment in equity shares and mutual fund that has a quoted price and which are actively traded on the stock exchanges. It is been valued using the closing price as at the reporting period on the stock exchanges.

Level 2 : The fair value of financial instruments that are not traded in an active market is determined using valuation techniques which maximise the use of observable market data & rely as little as possible on entity-specific estimates. If all significant inputs required to fair value an instrument are observable, the instrument is included in level 2.

Level 3 : These instruments are valued based on significant unobservable inputs whereby future cash flows are discounted using appropriate discount rate.

When measuring the fair value of an asset or a liability, the Company uses observable market data as far as possible. If the inputs used to measure the fair value of an asset or a liability fall into different levels of the fair value hierarchy, then the fair value measurement is categorised in its entirety in the same level of the fair value hierarchy as the lowest level input that is significant to the entire measurement.

C) CAPITAL MANAGEMENT

- For the purpose of the Company's capital management, capital includes issued equity capital and all other equity reserves attributable to the equity holders of the Company. The Company strives to safeguard its ability to continue as a going concern so that they can maximize returns for the shareholders and benefits for other stake holders. The Company aims to maintain an optimal capital structure through combination of debt and equity in a manner so as to minimize the cost of capital.
- Consistent with others in the industry, the Company monitors its capital using Gearing Ratio, Net Debt (Short Term and Long Term Borrowings including Current maturities) divided by Total Equity (Capital plus Net Debt).

(₹ in Lakhs)

PARTICULARS	AS AT MARCH 31, 2024	AS AT MARCH 31, 2023
Long Term Borrowings (Refer Note 18, 24)	1,21,862.34	189,443.62
Short Term Borrowings (Refer Note 22)	72,839.90	128,426.44
Less: Cash & Cash Equivalents (Refer Note 12)	9,941.91	6,943.48
Net Debt	1,84,760.33	310,926.59
Total equity	1,15,452.81	107,299.37
Total Capital	1,15,452.81	107,299.37
Gearing Ratio	160.03%	289.77%

- In order to achieve this overall objective, the Company's capital management, amongst other things, aims to ensure that it meets financial covenants attached to the borrowings that define the capital structure requirements.

D. FINANCIAL RISK MANAGEMENT OBJECTIVES AND POLICIES

The Company's principal financial liabilities comprise loans and borrowings, trade and other payables. The main purpose of these financial liabilities is to finance the Company's operations and to support its operations. The Company's financial assets include trade and other receivables, and cash & cash equivalents that derive directly from its operations.

The Company is exposed to market risk, credit risk and liquidity risk. The Company's senior management oversees the management of these risks. The Company's senior management is supported by a Current Corporate Affairs Committee that advises on financial risks and the appropriate financial risk governance framework for the Company. This committee provides assurance to the Company's senior management that the Company's financial risk activities are governed by appropriate policies and procedure and that financial risks are identified, measured and managed in accordance with the Company's policies and risk objectives. The Board of Directors reviews and agrees policies for managing each risk, which are summarised as below:

1. Market Risk

Market risk is the risk that the fair value of future cash flows of a financial instrument will fluctuate because of changes in market prices. Market risk comprises of interest rate risk, foreign currency risk and commodity risk.

1.1 Interest Rate Risk

Interest rate risk is the risk that the fair value or future cash flows of a financial instrument will fluctuate because of changes in market interest rates. The Company's exposure to the risk of changes in market interest rates relates primarily to the Company's working capital obligations with floating interest rates. The Company is carrying its working capital borrowings primarily at variable rate. The Company expects the variable rate to decline, accordingly the Company is currently carrying its loans at variable interest rates.

The sensitivity analysis have been carried out based on the exposure to interest rates for loans carried at variable rate.

PARTICULARS	AS AT MARCH 31, 2024	AS AT MARCH 31, 2023
Variable Rate Borrowings (₹ in Lakhs)	10,103.20	8,006.66
% change in interest rates	0.50%	0.50%
Impact on Profit for the year	50.52	40.03

1.2 Foreign Currency Risk

Foreign currency risk is the risk that the fair value or future cash flows of an exposure will fluctuate because of changes in foreign exchange rates. The Company does not have significant exposure in foreign currency. The details of the same have been given in Note 39 of Annexure V.

1.3 Commodity Risk

The Company is affected by price volatility of certain commodities such as Bitumen, Cement and Steel (Iron & Steel) etc. Its operating activities require the on-going purchase or continuous supply of such commodities. There the Company monitors its purchases closely to optimize the prices. The risk of price fluctuations in commodities is mitigated by the price escalation clause as included in the contracts with the customers.

The Company is effected by the price volatility of certain commodities such as Bitumen, Cement and Steel (Iron & Steel) etc.

(₹ in Lakhs)

PARTICULARS	AS AT MARCH 31, 2024	AS AT MARCH 31, 2023
Bitumen	494.83	866.16
Cement	154.80	296.59
Steel (Iron & Steel)	10,405.92	15,590.48

The sensitivity analysis below have been determine based on reasonably possible changes in price of the respective commodity occurring at the end of reporting period, while holding all other assumption constant.

(₹ in Lakhs)

PARTICULARS	PRICE VARIATION	AS AT MARCH 31, 2024	AS AT MARCH 31, 2023
Bitumen	5%	24.74	43.31
Cement	5%	7.74	14.83
Steel (Iron & Steel)	5%	520.30	779.52

2 Credit Risk

Credit risk is the risk that counterparty will not meet its obligations under a financial instrument or customer contract, leading to a financial loss. The Company is having majority of the receivables from Government Authorities and hence they are secured from credit losses in the future.

3 Liquidity Risk

The Company monitors its risk of a shortage of funds by estimating the future cash flows. The Company's objective is to maintain a balance between continuity of funding and flexibility through the use of bank overdrafts, cash credit facilities and bank loans. The Company has access to a sufficient variety of sources of funding.

The table below summarises the maturity profile of the Company's financial liabilities based on contractual undiscounted payments.

(₹ in Lakhs)

PARTICULARS	WITHIN 1 YEAR	2 TO 5 YEAR	MORE THAN 5 YEAR	CARRYING AMOUNT
As at March 31, 2024				
Borrowings	72,839.90	57,518.98	64,343.37	1,94,702.24
Trade Payables	38,373.41	5,976.62	-	44,350.03
Other Financial Liabilities	21,299.70	328.33	-	21,628.03
Leased Liabilities	50.50	16.78	-	67.28
As at March 31, 2023				
Borrowings	1,28,426.45	83,931.59	1,05,512.02	3,17,870.06
Trade Payables	45,919.96	5,021.51	-	50,941.48
Other Financial Liabilities	14,683.79	4,723.80	-	19,407.59
Leased Liabilities	97.17	32.68	-	129.84
As at March 31, 2022				
Borrowings	#REF!	#REF!	#REF!	#REF!
Trade Payables	37,662.93	-	-	37,662.93
Other Financial Liabilities	12,386.82	6,324.44	-	18,711.26
Leased Liabilities	#REF!	#REF!	-	#REF!

NOTES TO STANDALONE FINANCIAL STATEMENT

PATEL INFRASTRUCTURE LIMITED
CIN: U45201GJ2004PLC043955

Note 36 : Employee Benefits

A. Defined Contribution Plan

The Company's contribution to Provident Fund aggregating Rs. 216.82 Lakhs has been recognised in the Statement of Profit or Loss under the head Employee Benefits Expense.

B. Defined Benefit Plan:

Gratuity

The Company operates a defined benefit plan (the Gratuity plan) covering eligible employees, which provides a lump sum payment to vested employees at retirement, death, incapacitation or termination of employment, of an amount based on the respective employee's salary and the tenure of employment.

The status of gratuity plan as required under Ind AS-19 :

(₹ in Lakhs)

PARTICULARS	AS AT MARCH 31, 2024	AS AT MARCH 31, 2023
i. Reconciliation of Opening and Closing Balances of defined benefit obligation		
Present Value of Defined Benefit Obligations at the beginning of the Year	795.35	905.30
Current Service Cost	189.75	169.20
Past service Cost	-	-
Interest Cost	50.50	48.87
Benefit paid	(82.35)	(66.68)
Change in financial assumptions	5.04	(35.09)
Gratuity provision written back	-	-
Change in demographic assumption	0.91	-
Experience variance (i.e. Actual experience vs assumptions)	31.75	(226.25)
Benefits paid by the company	(0.63)	-
Present Value of Defined Benefit Obligations at the end of the Year	990.32	795.35

PARTICULARS	AS AT MARCH 31, 2024	AS AT MARCH 31, 2023
ii. Reconciliation of the Present value of defined benefit obligation and Fair value of plan assets		
Present Value of Defined Benefit Obligations at the end of the Year	990.32	795.35
Fair Value of Plan assets at the end of the Year	(36.45)	(22.86)
Net Asset / (Liability) recognized in balance sheet as at the end of the Year	953.88	772.49

PARTICULARS	AS AT MARCH 31, 2024	AS AT MARCH 31, 2023
iii. Gratuity Cost for the Year		
Current service cost	189.75	169.20
Interest Cost	50.50	48.87
Past service Cost	-	-
Expenses recognised in the income statement	240.25	218.07

PARTICULARS	AS AT MARCH 31, 2024	AS AT MARCH 31, 2023
iv. Other Comprehensive Income		
Actuarial (Gain) / loss		
Change in financial assumptions	5.04	(35.09)
Change in demographic assumption	-	-
Experience variance (i.e. Actual experience vs assumptions)	32.66	(226.25)
Return on plan assets, excluding amount recognised in net interest expense	5.84	8.82
Components of defined benefit costs recognised in other comprehensive income	43.53	(252.52)

PARTICULARS	AS AT MARCH 31, 2024	AS AT MARCH 31, 2023
v. Actuarial Assumptions		
Discount Rate (per annum)	7.20%	7.45%
Annual Increase in Salary Cost	10.00%	10.00%
Rate of Employee Turnover	25.00%	25.00%
Mortality Rates as given under Indian Assured Lives Mortality (2012-14.) Ultimate Retirement Age 60 Years.		

vi. Sensitivity Analysis

Significant actuarial assumptions for the determination of the defined benefit obligation are discount rate, expected salary increase and attrition rate. The sensitivity analysis below have been determined based on reasonably possible changes of the assumptions occurring at the end of the reporting year, while holding all other assumptions constant. The results of sensitivity analysis is given below:

(₹ in Lakhs)

PARTICULARS	AS AT MARCH 31, 2024	AS AT MARCH 31, 2023
Defined Benefit Obligation(Base)	990.32	795.35

(₹ in Lakhs)

PARTICULARS	AS AT MARCH 31, 2024		AS AT MARCH 31, 2023	
	DECREASE	INCREASE	DECREASE	INCREASE
Discount Rate (- / + 1%)	40.33	(26.44)	35.69	24.14
(% change compared to base due to sensitivity)	4.07%	-2.67%	4.49%	3.03%
Salary Growth Rate (- / + 1%)	(24.49)	37.40	22.67	33.60
(% change compared to base due to sensitivity)	-2.47%	3.78%	2.85%	4.22%
Withdrawal Rate (-/+10%)	27.55	(13.73)	24.27	13.13
(% change compared to base due to sensitivity)	2.78%	-1.39%	3.05%	1.65%

vii. Effect of Plan on Entity's Future Cash Flows**a) Maturity Profile of Defined Benefit Obligation**

Weighted Average duration of the defined benefit obligation - 3.48years

(₹ in Lakhs)

PARTICULARS	AS AT MARCH 31, 2024	AS AT MARCH 31, 2023
Duration of the defined benefit obligation		
1st Following Year	200.31	200.03
2nd Following year	142.21	126.51
3rd Following Year	111.41	113.91
4th Following Year	93.96	83.77
5th Following Year	87.07	67.17
Above 5	355.34	203.96
Total	990.32	795.35

A. Actuarial Risk:

It is the risk that benefits will cost more than expected. This can arise due to one of the following reasons:

Adverse Salary Growth Experience: Salary hikes that are higher than the assumed salary escalation will result into an increase in Obligation at a rate that is higher than expected.

Variability in mortality rates: If actual mortality rates are higher than assumed mortality rate assumption than the Gratuity Benefits will be paid earlier than expected. Since there is no condition of vesting on the death benefit, the acceleration of cashflow will lead to an actuarial loss or gain depending on the relative values of the assumed salary growth and discount rate.

Variability in withdrawal rates: If actual withdrawal rates are higher than assumed withdrawal rate assumption than the Gratuity Benefits will be paid earlier than expected. The impact of this will depend on whether the benefits are vested as at the resignation date.

The discount rate is based on the prevailing market yields of Government of India's securities as at the balance sheet date for the estimated term of the obligations.

The defined plans expose the Company to actuarial risks such as Interest rate risk, Salary risk, Investment risk.

Interest rate risk: A fall in the discount rate which is linked to the G.Sec. Rate will increase the present value of the liability requiring higher provision. A fall in the discount rate generally increase the mark to market value of the assets depending on the duration of asset.

Salary Risk: The present value of the defined benefit plan liability is calculated by reference to the future salaries of members. As such, an increase in the salary of the members more than assumed level will increase the plan's liability.

Investment Risk: The present value of the defined benefit plan liability is calculated using a discount rate which is determined by reference to market yields at the end of the reporting period on government bonds. If the return on plan asset is below this rate, it will create a plan deficit. Currently, for the plan in India, it has a relatively balanced mix of investments in government securities, and other debt instruments.

Legislative Risk:

Legislative risk is the risk of increase in the plan liabilities or reduction in the plan assets due to change in the legislation/regulation. The government may amend the Payment of Gratuity Act thus requiring the companies to pay higher benefits to the employees. This will directly affect the present value of the Defined Benefit Obligation and the same will have to be recognized immediately in the year when any such amendment is effective.

Note 37 : Basic and Diluted Earnings Per Share

(₹ in Lakhs)

PARTICULARS	FOR THE YEAR ENDED MARCH 31, 2024	FOR THE YEAR ENDED MARCH 31, 2023
Earnings per equity share		
Profit attributable to equity shareholders (Rs. In Lakhs)	8,865.90	2,644.97
Adjusted profit attributable to ordinary equity holders (Rs. In Lakhs)	9,013.54	3,047.65
Weighted average number of equity shares outstanding during the year*	4,56,00,000	4,56,00,000
Number of ordinary shares resulting from conversion of bonds	8,74,888	27,76,816.99
Number of ordinary shares used to calculate diluted earnings per share	4,64,74,888	4,83,76,817
Nominal value of equity per share	10	10
Basic EPS (₹ Per Share)	19.44	5.80
Diluted EPS (₹ Per Share)	19.39	6.30

"* Weighted average number of equity shares is the number of equity shares outstanding at the beginning of the year adjusted by the number of equity shares issued during the year multiplied by the time weighting factor. The time weighting factor is the number of days for which the specific shares are outstanding as a proportion of total number of days during the year."

Note 38 : Foreign Currency Transactions and Exposure

There are no Foreign currency Receivable/ Payable at the reporting date. Hence, there is no sensitivity of price risk.

Note 39 : Contingent liabilities and Commitments

a) Contingent liabilities

(₹ in Lakhs)

PARTICULARS	AS AT MARCH 31, 2024	AS AT MARCH 31, 2023
a) Claims against the company not acknowledged as debt	130.17	139.00
b) Guarantees		
i) Outstanding Bank Guarantees	99,147.38	76,456.58
c) Other money for which the company is contingently liable (Direct and Indirect Taxes)	51,489.78	8,088.27

b) Commitments

(₹ in Lakhs)

PARTICULARS	AS AT MARCH 31, 2024	AS AT MARCH 31, 2023
a) Estimated amount of contracts remaining to be executed on capital account and not provided for (net of capital advances)	5.92	144.36

- i. In case of Patel Cholopuram-Thanjavur Highway Private Limited, the Goods and Service Tax department has issued demand notices for various financial years aggregating to Rs.15,858.52 Lakhs (including Penalty and Interest). The company has filed an appeal in the month of March 2024 before the relevant forum against such orders. The key point here is the time of supply for construction services under the Hybrid Annuity Model (HAM) projects. The recent CBIC Circular No. 221/15/2024-GST, issued on June 26, 2024, provides clarification on this matter, which seems to be in favor of the company's position. This circular specifically addresses the time of supply for construction services in HAM projects awarded by the National Highways Authority of India (NHAI), which aligns with the company's situation. Given this favourable clarification, the management's expectation of a positive outcome in the appeal seems well-founded. The legal provisions and the recent circular should provide a strong basis for the company's case.
 - ii. In case of Patel Sethiyahopu Cholopuram Highway Private Limited, the Goods and Service Tax department has issued demand notices for various financial years aggregating to Rs.24,811.39 Lakhs (including Penalty and Interest). The company has filed an appeal in the month of March 2024 before the relevant forum against such orders. The key point here is the time of supply for construction services under the Hybrid Annuity Model (HAM) projects. The recent CBIC Circular No. 221/15/2024-GST, issued on June 26, 2024, provides clarification on this matter, which seems to be in favor of the company's position. This circular specifically addresses the time of supply for construction services in HAM projects awarded by the National Highways Authority of India (NHAI), which aligns with the company's situation. Given this favourable clarification, the management's expectation of a positive outcome in the appeal seems well-founded. The legal provisions and the recent circular should provide a strong basis for the company's case.
 - iii. In case of Patel Bridge Nirman Private Limited, an order received from the Goods and Service Tax department for the financial year 2017-18, amounting to Rs.2,136.94 Lakhs, inclusive of penalties and interest. In response, the company initiated an appeal in April 2024 before the relevant forum to contest the orders. The management holds a well-founded expectation of a favourable outcome in the appeal.
- c) : The Company does not expect any outflow of economic resources in respect of the above and therefore no provision is made in respect thereof.

Note 40 - Payment to Auditors

(₹ in Lakhs)

PARTICULARS	AS AT MARCH 31, 2024	AS AT MARCH 31, 2023
For Audit	49.10	42.60
For Taxation matters	-	0.09
Total	49.10	42.69

Note 41 : Movement in Deferred tax Assets/ Liabilities

A. Amount Recognised in Profit and Loss

(₹ in Lakhs)

PARTICULARS	FOR THE YEAR ENDED MARCH 31, 2024	FOR THE YEAR ENDED MARCH 31, 2023
Current income tax:		
Current income tax charge	5,918.24	1,243.03
(Excess) / Short provision of earlier periods	(41.10)	1,538.07
Deferred tax:		
Relating to origination and reversal of temporary differences	9,089.05	6,083.07
Total	14,966.19	8,864.17

B. Income Tax in Other Comprehensive Income

(₹ in Lakhs)

PARTICULARS	FOR THE YEAR ENDED MARCH 31, 2024	FOR THE YEAR ENDED MARCH 31, 2023
Deferred tax:		
Remeasurements gains and losses on post employment benefits	14.38	(72.38)
Income tax expense reported in the statement of other comprehensive income	14.38	(72.38)

C. Reconciliation of effective tax rate

(₹ in Lakhs)

PARTICULARS	FOR THE YEAR ENDED MARCH 31, 2024	FOR THE YEAR ENDED MARCH 31, 2023
Accounting profit before tax	23,832.09	11509.14
Applicable Income tax rate	25.17%	25.17%
Computed expected tax expense	5,998.06	2896.62
Deferred Tax expenses accounted in books	9,089.05	6083.07
Effect of expense not allowed for tax purpose	5,229.00	23253.40
Effect of expense allowed for tax purpose	(5,632.33)	(9374.63)
Effect of carried forward losses	(519.19)	417.44
Tax effect due to non-taxable income for tax purposes	-	(12830.65)
Effect of Deductions Claimed for tax purpose	208.11	(230.67)
Effect of Income/Expense considered under other head/special rate (Excess) / Short provision of earlier periods	(41.10)	1538.07
Effects of reversal of deferred tax assets recognised earlier	-	2172.03
Others	-	(1862.74)
Tax on book profit as per Minimum Alternate Tax	25.15	152.60
Unutilised tax losses carried forward	(16.58)	(15.45)
"Differential tax rate of Holding Company and tax rate applicable to subsidiary companies"	(358.09)	(3334.92)
Income tax expense	14,966.19	8864.17
Income tax expense reported in the statement of profit and loss	14,966.19	8864.17

D. Recognized deferred tax assets and liabilities

(₹ in Lakhs)

PARTICULARS	BALANCE AS AT MARCH 31, 2023	RECOGNIZED IN PROFIT OR LOSS DURING 2023-24	RECOGNIZED IN OCI DURING 2023-24	BALANCE AS AT MARCH 31, 2024
Deferred tax Liabilities				
Excess of depreciation and amortization on fixed assets under income tax law over depreciation and amortization provided in accounts (*)	2,876.80	(239.45)	-	2,637.35
Fair Valuation of financial liabilities	108.90	(107.86)	-	1.04
Measurement of Financials assets as amortised cost				
Prepaid Expenses	-	8,259.06	-	8,259.06
Difference in carrying value and tax base in measurement of financial instrument at amortised cost	1,052.57	(584.37)	-	468.19
	4,923.06	(4,923.06)	-	-
Fair Valuation of non-current Investment carried at FVTPL	0.13	23.93	-	24.06
Less: Deferred Tax Assets				
Provision for Expected Credit Loss	272.46	(272.46)	-	-
Provision for Gratuity	199.63	27.87	14.38	241.88
Provision for Compensated absences	52.50	20.03	-	72.53
Provision for Bonus	52.26	(52.26)	-	-
Fair Valuation of financial assets	56.58	(55.54)	-	1.04
Capital Expenditure allowable in future years under Income Tax Law	77.92	1,317.96	-	1,395.88
MAT Credit Entitlement	1,719.53	(428.75)	-	1,290.78
Unabsorbed Business losses	3,150.48	(2,652.73)	-	497.75
Total	3,379.97	4,524.25	14.38	7,889.84

PARTICULARS	BALANCE AS AT MARCH 31, 2022	RECOGNIZED IN PROFIT OR LOSS DURING 2022-23	RECOGNIZED IN OCI DURING 2022-23	BALANCE AS AT MARCH 31, 2023
Excess of depreciation and amortization on fixed assets under income tax law over depreciation and amortization provided in accounts (*)	3,349.65	(472.85)	-	2,876.80
Fair Valuation of financial liabilities	308.99	(200.09)	-	108.90
Fair Valuation of financial instruments carried at FVTPL	-	-	-	-
Measurement of Financials assets as amortised cost				
Prepaid Expenses	1,076.70	(24.14)	-	1,052.57
Difference in carrying value and tax base in measurement of financial instrument at amortised cost	-	4,923.06	-	4,923.06
Fair Valuation of non-current Investment carried at FVTPL	-	-	-	-
Less: Deferred Tax Assets				
Provision for Expected Credit Loss	216.86	55.60	-	272.46
Provision for Compensated absences	44.58	7.92	-	52.50
Provision for Bonus	42.52	9.74	-	52.26
Fair Valuation of financial assets	6.99	49.59	-	56.58
Fair Valuation of non-current Investment carried at FVTPL	-	-	-	0.13
Capital Expenditure allowable in future years under Income Tax Law	77.92	-	-	77.92
MAT Credit Entitlement	1,566.78	152.75	-	1,719.53
Unabsorbed Business losses	5,330.90	(2,180.43)	-	3,150.48
Total	(2,773.40)	6,080.98	72.38	3,379.97

NOTES TO CONSOLIDATED FINANCIAL STATEMENT

Note 42 : Disclosures Required as per Schedule III to the Companies Act, 2013

PATEL INFRASTRUCTURE LIMITED
CIN: U45201GJ2004PLC043955
(₹ in Lakhs)

PARTICULARS	NET ASSETS I.E. TOTAL ASSETS MINUS TOTAL LIABILITIES				SHARE IN PROFIT OR LOSS			
	31-MAR-24		31-MAR-23		31-MAR-24		31-MAR-24	
	AS % OF CONSOLIDATED NET ASSETS	AMOUNT	AS % OF CONSOLIDATED NET ASSETS	AMOUNT	AS % OF CONSOLIDATED NET ASSETS	AMOUNT	AS % OF CONSOLIDATED NET ASSETS	AMOUNT
Ultimate Holding Company								
Patel Infrastructure Limited	75.15%	86,759.88	74.75%	80,211.48	81.88%	7,259.65	234.49%	6,202.10
Subsidiaries								
Patel Highway Management Private Limited	5.57%	6,435.49	6.03%	6,467.21	-0.36%	(31.72)	-1.13%	(30.00)
Patel Bridge Nirman Private Limited	3.85%	4,442.80	4.00%	4,292.66	1.69%	150.12	25.07%	663.10
Patel Hospitality Private Limited	0.00%	1.56	0.00%	1.79	0.00%	(0.23)	-0.01%	(0.31)
Patel Darah Jhalawar Highway Private Limited	0.00%	-	11.18%	11,996.62	4.01%	355.12	-224.71%	(5,943.49)
Patel Sethiyahopu Cholopuram Private Limited	20.09%	23,200.00	22.62%	24,271.63	-31.05%	(2,752.92)	250.27%	6,619.61
Patel Cholopuram Thanjavur Private Limited	23.44%	27,067.27	22.28%	23,904.41	-11.30%	(1,001.63)	428.29%	11,328.20
Patel Vadodara Kim Expressway Private Limited	0.00%	-	15.86%	17,014.80	-15.37%	(1,362.61)	-611.98%	(16,186.67)
		-	0.00%	-		-	0.00%	-
Non Controlling interest in all subsidiaries	1.00%	1,154.84	1.04%	1,115.81	0.44%	39.03	6.52%	172.41
Adjustments arising out of Consolidation	-29.11%	(33,609.04)	-57.76%	(61,977.03)	70.06%	6,211.09	-6.80%	(179.97)
TOTAL	100.00%	1,15,452.81	100.00%	1,07,299.38	100.00%	8,865.90	100.00%	2,644.97

PARTICULARS	SHARE IN OTHER COMPREHENSIVE INCOME (OCI)				SHARE IN PROFIT OR LOSS			
	31-MAR-24		31-MAR-23		31-MAR-24		31-MAR-24	
	AS % OF CONSOLIDATED TCI	AMOUNT	AS % OF CONSOLIDATED TCI	AMOUNT	AS % OF CONSOLIDATED TCI	AMOUNT	AS % OF CONSOLIDATED TCI	AMOUNT
Ultimate Holding Company								
Patel Infrastructure Limited	97.12%	(41.53)	99.52%	214.18	81.81%	7,218.12	224.33%	6,416.28
Subsidiaries								
Patel Highway Management Private Limited	-	-	-	-	-0.36%	(31.72)	-1.05%	(30.00)
Patel Bridge Nirman Private Limited	-	-	-	-	1.70%	150.12	23.18%	663.10
Patel Hospitality Private Limited	-	-	-	-	0.00%	(0.23)	-0.01%	(0.31)
Patel Darah Jhalawar Highway Private Limited	-	-	-	-	4.02%	355.12	-207.80%	(5,943.49)
Patel Sethiyahopu Cholopuram Private Limited	1.66%	(0.71)	0.31%	0.67	-31.21%	(2,753.63)	231.46%	6,620.28
Patel Cholopuram Thanjavur Private Limited	1.22%	(0.52)	0.17%	0.37	-11.36%	(1,002.16)	396.08%	11,328.57
Patel Vadodara Kim Expressway Private Limited	-	-	-	-	-15.44%	(1,362.61)	-565.93%	(16,186.67)
		-		-	0.44%	39.03	6.03%	172.41
Non Controlling interest in all subsidiaries	-	-	-	-	70.40%	6,211.09	-6.29%	(179.97)
Adjustments arising out of Consolidation	-	-	-	-				
TOTAL	100.00%	(42.76)	100.00%	215.22	100.00%	8,823.13	100.00%	2,860.19

NOTES TO CONSOLIDATED FINANCIAL STATEMENT

PATEL INFRASTRUCTURE LIMITED
CIN: U45201GJ2004PLC043955

Note 43 : Segment Reporting

The Company operates under one geographical segment in India. The company is engaged in business segment as given here under: Defined Contribution Plan

(a) Operating Segments

The Group has determined following reporting segments based on the information reviewed by the Group's Chief Operating Decision Maker ('CODM').

- (i) Constructing & Engineering
- (ii) BOT (Toll Operation, Annuity, Hybrid Annuity)

(b) Identification of Segments:

The chief operational decision maker monitors the operating results of its business segment separately for the purpose of making decision about resource allocation and performance assessment. Segment performance is evaluated based on profit or loss and is measured consistently with profit or loss in the financial statements, operating segment have been identified on the basis of nature of products and other quantitative criteria specified in the Ind AS 108.

(c) Segment assets and liabilities:

Segment assets include all operating assets used by the operating segment and mainly consist of property, plant and equipment's, trade receivables, Inventory and other operating assets. Segment liabilities primarily includes trade payable and other liabilities. Common assets and liabilities which can not be allocated to any of the business segment are shown as unallocable assets / liabilities.

Statement showing details of Segment Reporting:

(₹ in Lakhs)

PARTICULARS	FOR THE YEAR ENDED MARCH 31, 2024			FOR THE YEAR ENDED MARCH 31, 2023		
	CONSTRUCTION & ENGINEERING	BOT (TOLL & ANNUITY)	TOTAL	CONSTRUCTION & ENGINEERING	BOT (TOLL & ANNUITY)	TOTAL
REVENUE						
External Revenue	2,33,220.88	91,010.72	3,24,231.60	1,47,027.78	1,05,760.41	2,52,788.19
Inter-Segment Revenue				-	-	-
Total	2,33,220.88	91,010.72	3,24,231.60	1,47,027.78	1,05,760.41	2,52,788.19
Segment Expense	2,00,467.10	63,366.72	2,63,833.82	1,24,454.75	80,902.37	2,05,357.11
Segment Result						
Operating Profit	32,753.78	27,644.00	60,397.78	22,573.03	24,858.04	47,431.08
Less: Interest and Other Finance Expense	18,062.92	20,713.94	38,776.86	11,281.03	22,434.43	33,715.46
Interest Income	759.62	1,537.59	2,297.21	186.61	658.95	845.56
Other Income	3,313.68	20.41	3,334.09	1,657.88	48.26	1,706.14
Profit/(loss) in share of Associate						
Profit Before Extraordinary Items,	18,764.17	8,488.05	27,252.22	13,144.05	3,123.27	16,267.32
Exceptional Items Depreciation and Tax	5,742.26	21.28	5,763.54	4,735.12	23.05	4,758.18
Depreciation and Amortisation	13,021.91	8,466.77	21,488.68	8,408.93	3,100.21	11,509.14
Profit Before Tax and Exceptional Items	2,343.41		2,343.41			-
Extraordinary Items	15,365.32	8,466.77	23,832.09	8,408.93	3,100.21	11,509.14
Profit Before Tax	3,586.67	2,331.57	5,918.24	1,090.42	152.61	1,243.03
Current tax	(1,734.61)	10,823.66	9,089.05	(423.00)	6,506.07	6,083.07
Deferred tax	-	(41.10)	(41.10)	1,539.41	(1.34)	1,538.07
Short Excess Provision of Income Tax	13,513.26	(4,647.36)	8,865.90	6,202.10	(3,557.12)	2,644.97
Profit After Tax	(41.53)	(1.24)	(42.77)	214.18	1.04	215.22
Add: Comprehensive Income for the period	13,471.73	(4,648.60)	8,823.13	6,416.28	(3,556.08)	2,860.19
Total comprehensive income for the Year		39.03	39.03		172.41	172.41
Non-controlling interests	13,471.73	(4,687.63)	8,784.10	6,416.28	(3,728.49)	2,687.79
Net Profit for the Year						
OTHER INFORMATION						
Segment assets	2,79,495.44	1,42,036.35	4,21,531.80	2,79,641.59	2,62,074.51	5,41,716.10
Segment liabilities	1,92,735.57	1,13,343.42	3,06,078.99	1,99,491.20	2,34,925.52	4,34,416.72
Capital expenditure	7,012.17	-	7,012.17	12,363.89	16.91	12,380.80
Depreciation and amortisation	5,742.26	21.28	5,763.54	4,735.12	23.05	4,758.18

Note 45 : Relationship with struck off companies

Based on the information available with the Company, there is no transaction with struck off companies except as follows :

(₹ in Lakhs)

NAME OF STRUCK OFF COMPANY	NATURE OF TRANSACTION WITH STRUCK OFF COMPANY	BALANCE OUTSTANDING AS AT MARCH 31, 2024	BALANCE OUTSTANDING AS AT MARCH 31, 2023	RELATIONSHIP WITH THE STRUCK OFF COMPANY
Aara Enterprises Private Limited	Receivable/(Payable)	(0.29)	(0.29)	None
Toptech Engineering Company Pvt Ltd	Receivable/(Payable)	20.24	-	None
Skyline Procon Pvt Ltd	Receivable/(Payable)	(0.22)	(0.22)	None
Harizone Builders and Infrastructure	Receivable/(Payable)	1.90	(1.83)	None
Auskini Infraqp Private Limited	Receivable/(Payable)	(3.97)	(3.97)	None

Note 46 : Additional regulatory information required by Schedule III**(i) Details of benami property held**

No proceedings have been initiated on or are pending against the Group for holding benami property under the Benami Transactions (Prohibition) Act, 1988 (45 of 1988) and Rules made thereunder.

(ii) Wilful defaulter

The Company has not been declared wilful defaulter by any bank or financial institution or government or any government authority.

(iii) Relationship with struck off companies

The Company does not have any transactions during the year with companies struck off under section 248 of the Companies Act, 2013 or section 560 of The Companies Act, 1956.

(iv) Compliance with number of layers of companies

The Company has complied with the number of layers prescribed under clause (87) of section 2 of the Act read with the Companies (Restriction on number of Layers) Rules, 2017.

(v) Undisclosed income

There is no income surrendered or disclosed as income during the current or previous year in the tax assessments under the Income Tax Act, 1961, that has not been recorded in the books of account.

(vi) Details of crypto currency or virtual currency

The Company has not traded or invested in crypto currency or virtual currency during the current or previous year.

(vii) Valuation of PPE, intangible asset and investment property

The Company has not revalued its property, plant and equipment (including right-of-use assets), Investment Property or intangible assets or both during the current or previous year.

Note 47 :

Previous figures have been reclassified and regrouped wherever considered appropriate.

Note 48 : No subsequent event have been observed which may required an adjustment on the Balance Sheet date.

Note 49 :

Pursuant to the definitive share purchase agreement ('the agreement') dated July 31, 2023 executed among Patel Infrastructure Limited, Actis Roadstar Highways Holdings Limited, Patel Vadodara Kim Expressway Private Limited and Patel Darah-Jhalawar Highway Private Limited, the 100% Equity share holding in two of its subsidiary companies i.e. Patel Vadodara Kim Expressway Private Limited and Patel Darah-Jhalawar Highway Private Limited and entire investments in Optionally Convertible Debentures (OCDs), as issued in lieu of Other Equity, of these subsidiary companies have been transferred to Actis Roadways Holdings Limited with effect from 5th February, 2024, the closing date, for consideration of INR 30,343.85 Lakh. . Out of total consideration the company has received INR 25,328.34 Lakh and the balance amount is receivable upon completion of conditions as per the share purchase agreement. This has resulted into profit of INR 2,343.41 Lakh which is disclosed as an Exceptional Item in the Statement of Profit and Loss.

Note 50 :Disclosure pursuant to Section 186 (4) of the Companies Act, 2013

The Company is engaged in the business of providing infrastructural facilities as per Section 186(11) read with Schedule VI of the Companies Act, 2013. Accordingly, the disclosures under Section 186(4) of the Companies Act, 2013 in respect of loans made, guarantees given or security provided are not applicable. However, company has not made any loans, given a guarantee or provided security to its directors.

Note 51 :

The dates of implementation of the 'Code on Wages, 2019', 'Code on Social Security, 2020' and the 'Occupational Safety, Health and Working Conditions Code 2020' are yet to be notified the Government. The Company will assess the possible impact of the same and give effect in the financial results when the Rules/Schemes thereunder are notified.

As per our report of even date

For, Surana Maloo & Co.
Chartered Accountants
Firm Registration Number 112171W

For and Behalf of the Board of Directors
Patel Infrastructure Limited
CIN: U45201GJ2004PLC043955

Per, CA Shashikant D Patel
Partner
Membership No.: 037671

Pravinbhai V. Patel
Chairman & Director
DIN: 00008911

Arvind V. Patel
Managing Director
DIN: 00009089

Nitin Patel
Director Finance
DIN : 00466330

Nikunj Shah
Chief Financial Officer

Aswini Kumar Sahu
Company Secretary
ICSI Membership No.: F7476

Place : Ahmedabad
Date : September 04, 2024

Place : Vadodara
Date : September 04, 2024





REGISTERED OFFICE

"Patel House", Beside Prakruti Resort, Chhani Road,
Chhani, Vadodara - 391740, Gujarat, India

Ph. : +91 265 277 6678, 277 7778

Fax : +91 265 277 7878

Email : ho@patelinfra.com

www.patelinfra.com